



HAL
open science

Knowledge Graph Management on the Edge

Wei Qin Xu, Olivier Curé, Philippe Calvez

► **To cite this version:**

Wei Qin Xu, Olivier Curé, Philippe Calvez. Knowledge Graph Management on the Edge. International Conference on Extending Database Technology, Mar 2021, Nicosia, Cyprus. 10.5441/002/edbt.2021.21 . hal-04491469

HAL Id: hal-04491469

<https://hal.science/hal-04491469v1>

Submitted on 6 Mar 2024

HAL is a multi-disciplinary open access archive for the deposit and dissemination of scientific research documents, whether they are published or not. The documents may come from teaching and research institutions in France or abroad, or from public or private research centers.

L'archive ouverte pluridisciplinaire **HAL**, est destinée au dépôt et à la diffusion de documents scientifiques de niveau recherche, publiés ou non, émanant des établissements d'enseignement et de recherche français ou étrangers, des laboratoires publics ou privés.

Knowledge Graph Management on the Edge

Wei Qin Xu

LIGM Univ Paris Est Marne la Vallée,
CNRS, France
Engie Lab, CRIGEN, Stains, France
weiqin.xu@u-pem.fr

Olivier Curé

LIGM Univ Paris Est Marne la Vallée,
CNRS, France
olivier.cure@u-pem.fr

Philippe Calvez

Engie Lab, CRIGEN
Stains, France
philippe.calvez1@engie.com

ABSTRACT

Edge computing emerges as an innovative platform for services requiring low latency decision making. Its success partly depends on the existence of efficient data management systems. We consider that knowledge graph management systems have a key role to play in this context due to their data integration and reasoning features. In this paper, we present SuccinctEdge that can answer SPARQL queries, including those requiring reasoning services associated to some ontology. We provide details on its design and implementation before demonstrating its efficiency on real-world and synthetic data sets.

1 INTRODUCTION

Edge computing[2] corresponds to a processing paradigm that brings storage, management, and processing of huge amounts of data closer to the location where it needs to be performed. As such, this emerging trend complements a cloud computing approach by supporting the design of highly local context aware and responsive services, hence eliminating round trips to the Cloud, as well as mask cloud computing outages. A key challenge for systems designed for edge computing is an efficient data management in the context of mobile devices and sensors/actuators which generally have stringent requirements on energy consumption as well as memory, CPU usages and network bandwidth.

Our prototype system, SuccinctEdge¹, has been designed for edge computing from the get go and adopts the Resource Description Framework (RDF). The adoption of this data model is motivated by the data integration and reasoning facilities it provides. Considering the former, the Linked Data principles² together with the large set of Knowledge Graphs (KGs) available via the Linked Open Data initiatives³ ease the design of Internet of Things (IoT) applications. For instance, ontologies such as the Sensor, Observation, Sample, Actuator (SOSA⁴), Quantities, Units, Dimensions, and Types (QUDT)⁵ or Smart Appliances Reference (SAREF)⁶ considerably simplify the task of describing, manipulating and connecting sensors and actuators. These ontologies also serve smart measure management when reasoning services are introduced in SPARQL queries to infer implicit consequences from explicitly represented knowledge.

SuccinctEdge favors a compressed, single index storage approach to a solution based on multiple indexes that could potentially improve query execution but at the cost of a higher memory

footprint. The applications we are targeting with SuccinctEdge are the processing of a flow of RDF graphs (sent from sensors or actuators) which are sharing a common topology. These graphs are continuously queried by a set of SPARQL queries. In a typical use case, these queries are searching for anomalies occurring over a network of sensors (see Section sec:example for a motivating example). As a result, these queries are executed once per graph instance.

Our system makes an intensive use of succinct data structures (SDS)[8], a family of data structures that adopts a compression rate close to theoretical optimum, but simultaneously allows efficient decompression-free query operations on the compressed data. Together with our single index approach, SDS guarantees a low memory footprint that fits with an in-memory storage approach. The decompression-free aspects also tends to reduce the number of CPU cycles on standard queries and inferences.

SuccinctEdge's reasoning services are based on the LiteMat encoding solution[4]. This approach prevents inference materialization and reduces the cost of the SPARQL query rewriting task, the two most frequent reasoning solutions in RDF stores. As a result of encoding most triple entries with integer values, this approach improves the efficiency of graph pattern matching and compresses RDF data sets, thus limiting the memory footprint of a given graph.

SuccinctEdge is addressing the compact storage and efficient querying of RDF data via SPARQL queries in the presence of RDFS reasoning in an edge computing environment. The main contributions of this paper are to (i) present a self-index, compact, in-memory storage layout based on the bitmap and wavelet tree SDSs, (ii) propose a decompression-free (*i.e.*, the SDS compressed graph does not need any decompression step to enable query execution), efficient query processing and optimization of SPARQL BGP's which are transformed into access, rank and select SDS operations, (iii) support reasoning during query processing using a smart encoding approach and (iv) propose a simple and automatic approach to express complex queries requiring inferences by preventing end-users to learn the details of used ontologies and ontology annotations used at each sensor.

We demonstrate the efficiency of our implementation on an evaluation conducted on real-world and synthetic data sets. This paper is organized as follows. In Section 2, we motivate our approach with a real-world example in an industrial setting. In Section 3, we provide some background knowledge. Section 4 presents the overall architecture of SuccinctEdge. The query optimizer and processor is presented in Section 5. Section 6 relates our research to existing work and Section 7 provides a detailed experimentation. We conclude the paper and present directions for future work in Section 8.

2 MOTIVATING EXAMPLE

In this paper, we consider an upcoming deployment of SuccinctEdge at some of ENGIE's buildings where an IoT network is

¹<https://github.com/xwq610728213/SuccinctEdge>

²<https://www.w3.org/wiki/LinkedData>

³<https://lod-cloud.net/>

⁴<http://www.w3.org/TR/ns/sosa>

⁵<http://qudt.org/schema/qudt>

⁶<https://ontology.tno.nl/saref.ttl>

deployed. ENGIE is a multinational company operating in fields such as energy transition, generation and distribution.

Our running example focuses on data harvested from a building management system with a first focus on potable water distribution. Intuitively, a flow of measures are obtained from a network of sensors. A thorough analysis permits to detect anomalies such as leaks or other abnormal situations from, for instance, pressure and flow measurements. The measures are usually represented as text files (e.g., CSV) but, thanks to some mapping assertions and dedicated digital services deployed through APIs, are transformed into a form of RDF graph (to be detailed later in this paper) and annotated with concepts and properties of a domain ontology.

Figure 1 presents an extract of such a graph which concerns pressure and chemistry measures related to the water distribution management. Given such graph instances, our SuccinctEdge system executes queries that can detect some patterns such as anomalies linked to the water management system, e.g., incorrect chemistry properties, network leak, etc. In a non edge computing context, each measure would transit on a computing network to a more powerful machine that could process the anomaly detection. Such an approach as several drawbacks: (i) it makes an intensive use of the computing and communication network which can rapidly be overloaded, e.g., devices on the edge of the network generally have low bandwidth, (ii) the high-end computing machine also risks to be overcharged and stressed from the amount of data received (potentially from hundreds to thousands of sensors) and (iii) sending these data packets over the network is not cost-free for these sensors, e.g., in terms of energy consumption.

In a context where anomalies are the exception, it makes sense to detect anomalies as close as possible to the sensors since it would require to (i) send fewer data over the computing network as that would occur only in anomaly cases, (ii) reduce decision latency and (iii) keep the high-end computing machine unstressed.

In our experimentation at ENGIE, we are designing a query-based anomaly detection approach that does not require from the end-users a high level of expertise on the underlying domain ontologies and its reasoning services. Hence these users only express queries in relatively high concept terms and do not have to worry about the inferences which are handled automatically by the system. Expressing a query with abstract concepts, i.e., high in the concept hierarchy, permits to write a single query that can tackle sensors performing similar measures but annotated with different concepts and possibly with different measure units. This is an important requisite for our use case where different sensor brands and types can coexist in a given network. The simplicity of this approach was expected from ENGIE for productivity reasons. In fact, it enables its sensor personnel to concentrate on their tasks and not on adapting a given query to the potentially large number of sensors in an industrial setting. For instance, in the following real-world example, 2 sensor platforms are measuring similar values, e.g., pressure and chemistry-related, but each sensor annotates them with different concepts. Considering Station1 the pressure and chemistry are respectively annotated with *qudt : PressureOrStressUnit* and *qudt : Chemistry*, while for Station2, it is resp. *qudt : Pressure* and *qudt : AmountOfSubstanceUnit*. Moreover, the pressure value in Station1 is expressed in Bar while it is measured in HectoPascal in Station2.

Since, the QUDT ontology⁷ states that:

qudt : AmountOfSubstanceUnit \sqsubseteq *qudt : Chemistry* \sqsubseteq *qudt : ScienceUnit* and *qudt : PressureOrStressUnit* \sqsubseteq *qudt : PressureUnit* \sqsubseteq *qudt : MechanicsUnit*, a single SPARQL query can be written to address the peculiarities of each sensor at these 2 stations. The following query detects anomalies related to an incorrect pressure value (either expressed in Bar or HectoPascal) for sensors of stations 1 and 2:

```
SELECT ?x ?s ?ts ?v1 WHERE {
  ?x a sofa:Platform; sofa:hosts ?s.
  ?s sofa:observes ?o; a sofa:Sensor.
  ?o sofa:hasResult ?y; a sofa:Observation;
  sofa:resultTime ?ts. ?y a sofa:Result;
  qudt:numericValue ?v1; qudt:unit ?u1.
  ?u1 a qudt:PressureUnit. FILTER (?newV<3.00 || ?newV>4.50)
  BIND(if(regex(str(?u1),"http://qudt.org/vocab/unit/BAR"),?v1,
  if(regex(str(?u1),"http://qudt.org/vocab/unit/HectoPA")
  ,?v1/1000,0)) as ?newV ) }
```

3 BACKGROUND KNOWLEDGE

3.1 Semantic Web standards

RDF is the W3C recommendation schema-free data model that supports the description of data on the Web. It takes the form of a graph consisting of a set of triples. Each triple is composed of a subject, a predicate and an object. Properties can be qualified as object or datatype. They both related a URI (or blank node) to respectively a URI (or blank node) and a literal. SPARQL, another W3C recommendation, enables to express queries over RDF data. The syntax is inspired by SQL's SELECT-FROM-WHERE but it uses an approach based on matching a BGP, i.e., a set of triple patterns (TP), on an RDF graph to retrieve query answer sets. Finally, RDF Schema (RDFS) and Web Ontology Languages (OWL) enable the description of vocabulary semantics used in RDF data sets. They support inference services based on their respective expressiveness.

3.2 LiteMat

LiteMat is a semantic-aware encoding scheme that compresses RDF data sets and supports reasoning services associated to the RDFS ontology language. In this work, we focus on the $\rho df[7]$ subset of RDFS, i.e., inferences associated to the *rdfs:range*, *rdfs:domain*, *rdfs:subClassOf* and *rdfs:subPropertyOf* properties. To address inferences drawn from these last two RDFS predicates, we attribute numerical identifiers to ontology terms, i.e., concepts and predicates, that are supporting the semantics. This is performed by prefixing the encoding of a term with the encoding of its direct parent. This encoding is computed using a binary representation and all binary encoding entries are all of the same length. The encoding is performed using a top-down approach, e.g., starting from the most specific concept of the hierarchy (typically *owl:Thing*, *owl:topObjectProperty* and *owl:topDataProperty* for respectively the concept, object property and datatype property hierarchies), until all leaves are processed. Then a normalization is performed to guarantee that all encoding entries have the same length, i.e., by setting right-most bits to 0.

We now provide an example on a concept hierarchy (a similar approach is used for property hierarchies). In Figure 2, we consider a small ontology extract containing the following axioms: *A* \sqsubseteq *Thing*, *B* \sqsubseteq *Thing*, *C* \sqsubseteq *B* and *D* \sqsubseteq *B*. Figure 2a

⁷<https://qudt.org/>



Figure 1: Graph extract of our use-case (green nodes are blank nodes)

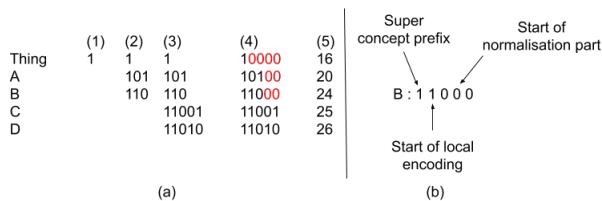


Figure 2: LiteMat encoding example

highlights the top-down encoding approach with (1) setting the local identifier of *Thing*, (2) its direct sub-concepts (*A* and *B*) and *B*'s sub-concepts in (3). Then, in (4) the normalization step is performed, *i.e.*, added right-most bits are written in red. Column (5) provides the integer values attributed to each concept.

The mapping between URIs and their identifiers are stored in dictionaries, two for the concepts and two for the properties to support a bidirectional retrieval, *i.e.*, from a URI to its identifier and from an identifier to its URI. Moreover, in the former dictionaries, additional identifier metadata are stored. For instance, the local length (binary length before the normalization phase) of each dictionary entry is stored along the final identifier entry.

Figure 2(b) emphasizes the different metadata of the LiteMat encoding for the *B* concept: super concept identifier part, start of local encoding and start of the normalization part.

The semantic encoding of concepts and predicates supports reasoning services usually required at query processing time. For instance, consider a query asking for the pressure value of sensors of type *S1*. This would be expressed as the two following TPs: $?x$ pressureValue $?v$. $?x$ type *S1*. In the case sensor concept *S1* has *n* sub-concepts, then a naive query reformulation requires to run the union of *n*+1 queries. With LiteMat's semantic-aware encoding, we are able, using two bit-shift operations and an addition, to compute the identifier interval, *i.e.*, [lowerBound, upperBound), of all direct and indirect sub-concepts of *S1*. And thus we can compute this query with a simple reformulation: (i) replacing the concept *S1* with a new variable : $?x$ type $?newVar$ and (ii) introducing a filter clause constraining values of this variable: FILTER ($?newVar \geq lowerBound$ && $?newVar < upperBound$).

Considering the instance dictionary, each distinct entry is assigned an arbitrary unique integer value.

3.3 Succinct Data structures

SDS represents a family of data structures that stores data in a compact way, but still allows some efficient data access operations without decompression. There are different types of SDS, among which we consider Wavelet Tree (WT) and BitMap (BM).

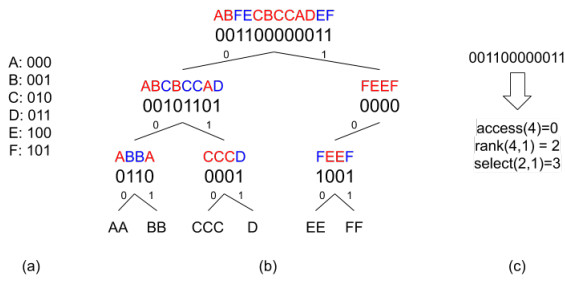


Figure 3: Wavelet Tree example with its dictionary

SuccinctEdge represents an RDF graph into a combination of these two structures to reach a very compact size without loss of query efficiency.

BM is the most basic SDS we are using in SuccinctEdge. It is a sequence of bits with some extra information to support the efficient execution of SDS operations. BM is the basic building block of WT's nodes (as each node in the tree is a BM), but it also relates different WTs in SuccinctEdge's triple representation (further details in Section 4).

WT [8], whose name reveals some affinity with the idea of the wavelet packet decomposition in signal processing, refers to a data structure which decomposes a data sequence into a set of nodes of a balanced binary tree. An example of a WT is given in Figure 3b. Suppose that we have a sequence *ABFECBCCADEF*, where each letter is mapped with an identifier in an incremental order, e.g., *A* is denoted with 0, *B* is denoted with 1 (see dictionary in Figure 3a). A tree structure is constructed from this sequence as follows: each level of this tree divides the sequence of previous nodes into two sub-sequences by the corresponding bit. For example, from root to the first level, *ABFECBCCADEF* is divided into *ABCBCCAD* and *FEEF* by the first bit of each identifier entry. This strategy is applied recursively until each leaf is computed.

SDS support three operations to access data: *Rank*, *Select* and *Access*. Given a sequence *S*, the operation *S.Access(i)* (also denoted as $S[i]$) refers to the $(i + 1)^{th}$ element in *S*. $S.Rank(i, c)$ returns the number of occurrences of *c* from *S*'s beginning to index *i*. Finally, $S.Select(i, c)$ returns the index of i^{th} occurrence of element *c* in *S*. These operations can be computed in $O(1)$ for BM and $O(\log n)$ for WT where *n* is the size of the vocabulary. Figure 3c provides an example over a simple BM. Dedicated algorithms permit to compute these 3 operations over WT.

4 ARCHITECTURE OVERVIEW

Before providing an overview of the SuccinctEdge RDF store, we describe a standard running setting at an ENGIE building. Typically, the person responsible for the building maintenance supervises a set of IoT devices from a SuccinctEdge server. From this central computer, the administrator is able to register new IoT devices installed in this set of buildings. Each IoT device typically runs a SuccinctEdge instance (client) which can execute many SPARQL queries. The administrator receives alerts from SuccinctEdge instances has abnormal sensor measures are occurring. Hence, each sensor modification (e.g., a sensor is replaced due to a failure, a sensor data schema is modified) must go through an administration step which is performed on a central computer. Apart from such maintenance operations, this server also performs the pre-processing task consisting of encoding ontologies using the LiteMat scheme. In this context, and we

consider in a large number of industrial settings, the ontologies are stable and thus rarely change. As explained previously, in SuccinctEdge, these ontologies take the form of a set of dictionaries (since their semantics are encoded via the use of LiteMat). These dictionaries are broadcasted to the different SuccinctEdge instances running at the edge.

An overview of SuccinctEdge's architecture is presented in Figure 4. Like most RDF stores, all triples are encoded according to some dictionaries. The underlying basic concept of a dictionary is to provide a bijective function mapping long terms (e.g., URIs, blank nodes or literals) to short identifiers (e.g., integers). More precisely, a dictionary should provide two basics operations : *string-to-id* and *id-to-string* (also referred in the literature as *locate* and *extract* operations). In a typical use of SuccinctEdge, the query engine will call the *locate* operation to rewrite the query into a list to match the data encoding, while the *extract* operation will be called to translate the result into the original format. In our case, we are using LiteMat (see Section 3.2) to generate the concept, property and individual dictionaries.

The Triple store component adopts a single index based on the predicate, subject, object (PSO) triple permutation. That is, the triples of the graph are sorted in ascending order over the P, S and O values of our dictionaries. The PSO order is motivated by the fact that the basic graph pattern of queries submitted to SuccinctEdge have predicates filled in with URIs (as opposed to variables). This corresponds to typical IoT use cases where queries are retrieving information from measures rather than serving to discover patterns in the graphs. In fact, there is no need for discovery since the graph patterns are well known in advance and are very rarely modified (*i.e.*, mostly due to sensor failure in industrial use-cases).

The Triple store component also highlights that we make a distinction between object (expect *rdf:type*) and datatype properties. In the former, objects are individuals and thus encoded with the respective instance dictionary while in the latter, objects are literals and stored using a flat data structure to store literals. This last data structure is motivated by the fact that it is not reasonable to create an entry in the instance dictionary for each new literal value. Intuitively, a sensor generally sends numerical values corresponding to physical measurement at a given time. Depending on the precision of these measures, the amount of different values to store in the instance dictionary is potentially infinite. So, we prefer to store the values as they have been sent by sensors, possibly with some redundancy, in order to prevent a complex and costly individual dictionary management.

In terms of data structures, WTs are used for the property and subject layers as well as the object layer for object properties. In order to relate a WT of one layer to another, we are using a BM. Figure 5b represents the triple set of Figure 5a where a WT corresponds to balanced tree of BMs. Intuitively the PS (respectively SO) bitmap permits to link a given P (resp. S) to several S (resp. O) values. In Figure 5b, p1 is connected to s1, s2 and s4 because the PS bitmap starts with a 100 sequence: '1' states that the sequence of p1 starts with a given subject (s1) and the '00' states that 2 other subjects are linked to p1. Moreover, the 4th bit in the PS BM (*i.e.*, set to '1') starts the sequence of the second property entry in the P WT (*i.e.*, p2).

Finally, triples containing a *rdf:type* property are stored in the RDFS type store layout. These triples generally represent an important proportion of the triple set in real-world RDF data sets. We simply store them in a red-black tree in order to maintain the

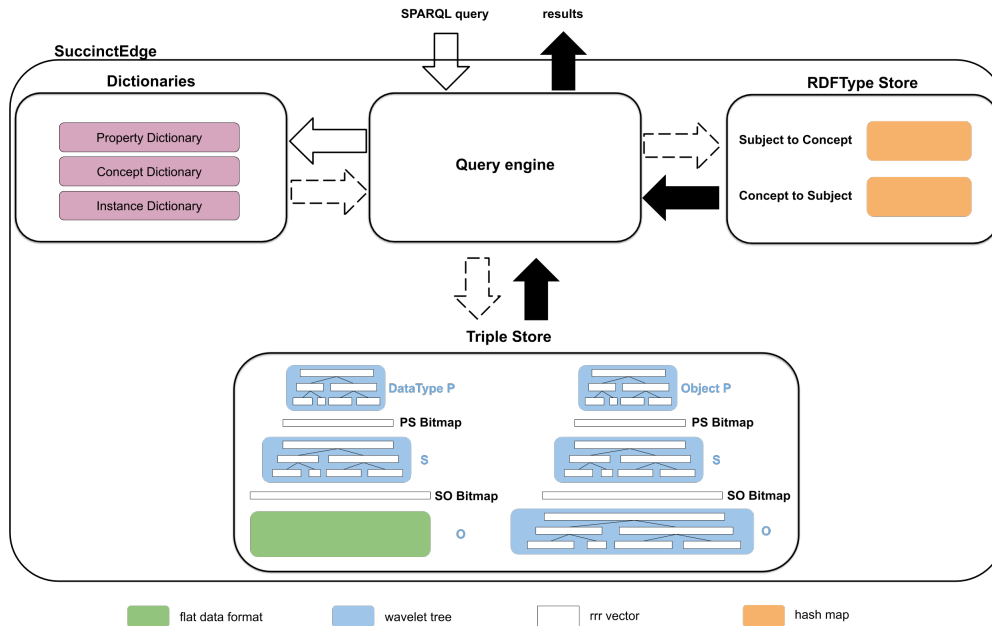


Figure 4: Architecture overview of SuccinctEdge

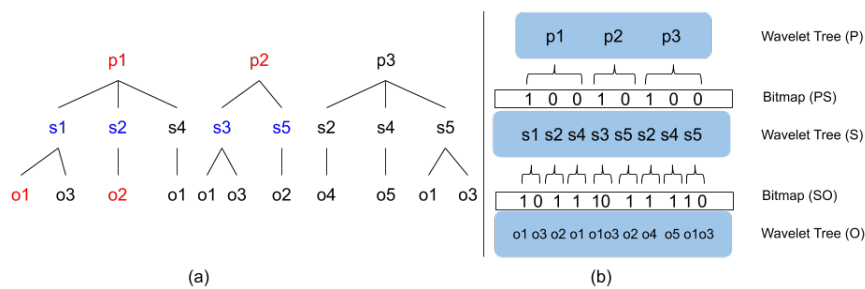


Figure 5: RDF graph representation: (a) as a PSO-based forest and (b) in SuccinctEdge as a combination of wavelet trees and bitmaps (only considering object properties)

search complexity to $O(\log(n))$ while being fast when we insert rdf : type triples during database construction.

5 QUERY PROCESSING AND OPTIMIZATION

In this section, we present the query optimization and processing solutions developed for SuccinctEdge. Their main goals are respectively to define an efficient TP join ordering, by combining heuristic and cost-based approaches, and to generate a physical plan composed of SDS operations (*i.e.*, access, rank and select).

5.1 Query Optimization

The design of our query optimizer considers the limitations of the devices on which SuccinctEdge is running on, *i.e.*, limited memory space and computing power. Due to these constraints, our system only generates left-deep join trees which generally reduce the amount of memory used by the search process.

As stated in [10], join ordering is the most crucial issue in SPARQL query optimization. This is mainly due to the potentially high number of triple patterns and thus of join operations that

one can find in BGPs. For instance, in our IoT building management experimentation, we have frequently encountered queries in the range of 10 joins.

In order to optimize a given SPARQL query, our query engine constructs a query graph where each TP of the SPARQL query corresponds to a node of the query graph. Each query graph node is also annotated to state whether its property is rdf:type or not. The nodes in this graph are connected if they share a common variable, hence forming a join. Moreover, the edges of this query graph are labeled with a join type, either SO or SS for respectively subject-object and subject-subject joins.

Example 5.1. Figure 6b displays the query graph associated with the SPARQL query presented in Figure 6a. This query contains 7 TPs, denoted $\text{tp1} \dots \text{tp7}$. The dotted nodes in the query graph correspond to rdf:type TPs.

Given a query graph, our optimizer uses Algorithm 1 to produce a join order. Intuitively, starting from a given TP, it invokes an overloaded *getMostSelective* method to search for the next TP to join with. This method uses a set of static rules together with some data statistics. In terms of the former, we have been influenced by Heuristic 1 of [12] which defines an execution

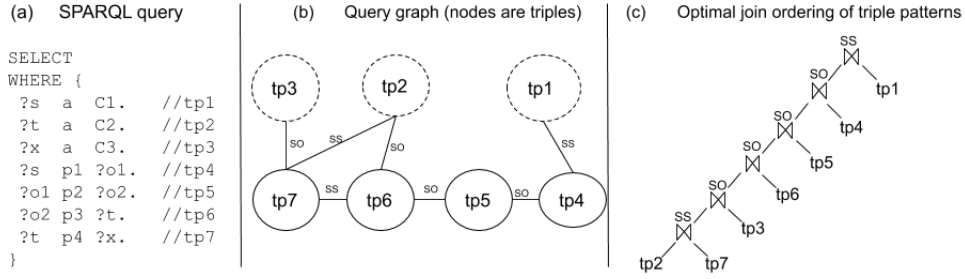


Figure 6: Query, query graph and join ordering

order for the 8 possible TP combinations. In the context of SuccinctEdge, we do not need to consider all combinations since TPs with either zero or three variables, *i.e.*, (s, p, o) and $(?s, ?p, ?o)$, are highly unlikely to occur in a real-world IoT SPARQL query. Intuitively, this heuristic states that TPs with the fewest variables should be executed first. Our adaptation re-orders the original proposition by taking into account the fact that our access paths are limited to PSO for non `rdf:type` properties and to SO/OS paths for `rdf:type` triples. As presented in Section 4, the latter access path (SO/OS on `rdf:type`) is more efficient than the one based on the SDS structures. Our TP order is thus:

$(s, \text{rdf:type}, ?o) > (?s, \text{rdf:type}, o) > (s, p, ?o) > (?s, p, o) > (?s, p, ?o)$, where p denotes any property different from `rdf:type` and the relation $tp1 > tp2$ states that $tp1$ should be executed before $tp2$. The $(s, p, ?o) > (?s, p, o)$ order is due to the navigation mode in our multi-layer SDS triple representation which is PSO based, *i.e.*, it is more efficient to retrieve objects given a subject/property pair than to compute subjects from a property/object pair. The $(?s, \text{rdf:type}, ?o)$ TP is not considered relevant in a practical IoT context.

This first heuristic is generally not sufficient to decide which TP to execute first among a set of other TPs. Hence, we are considering a second heuristic that takes into consideration the linearity required by a left-deep join tree and examines the types of join possible between TPs. Due to the PSO self-index SDS structure used for non-`rdf:type` triples, SS joins are preferred over SO joins, *i.e.*, $S \bowtie S > S \bowtie O$. Other forms of joins, *i.e.*, SP, OP, PP have a lower priority since they are rarely encountered in the setting where SuccinctEdge is relevant.

In order to minimize intermediate results, the optimizer also relies on a set of statistics computed at dictionary creation-time. Intuitively, each dictionary persists the number of occurrences of each of its entries, *i.e.*, concept, property and non-literal individuals. Our statistic approach considers the hierarchy position of a given concept or property when computing the total number of triples it is involved in. For example, with the following concept hierarchy $C_2 \sqsubseteq C_1 \sqsubseteq C_0$ and $C_3 \sqsubseteq C_0$, the set of triples involving instances of concept C_0 will be the set of instances of type C_i with $i \in (0, 1, 2, 3)$. A similar process is applied to get the correct statistics for properties involved in a property hierarchy. Finally, some statistics are also computed at run-time, *e.g.*, the BM and WT data structures facilitate the computation of certain statistics. For instance, Algorithm 2 computes the number of triples containing a certain property.

Algorithm 1 first starts with the identification of the most selective `rdf:type` TP with an SS join. In the case it does not find an `rdf:type` TP or finds only `rdf:type` TP connected with SO joins, it then selects a non-`rdf:type` TP to start with. In the case several TPs satisfy our constraint, the statistics permit to take a decision.

That first TP is appended to our *tpOrder* sequence. We then loop over the remaining nodes of the query graph until all TPs have been added to the sequence. At each iteration of the loop, the *getMostSelective* method considers TPs in the *tpOrder* sequence and searches for the next TP to append to this sequence. This search is again based on our two heuristics and the usage of statistics.

Example 5.2. The left-deep join tree displayed in Figure 6c has been defined using Algorithm 1 considering that $tp2$ is more selective than $tp1$, *i.e.*, the number of occurrences of $C2$ is lower than the one of $C1$. Once $tp2$ has been selected, the optimizer has the choice to join it with $tp6$ or $tp7$. $tp7$ is chosen since a SS join is preferred to a SO join. At this stage, the number of occurrences of concept $C3$, *i.e.*, $tp3$, can be lower than the number of already computed binding for $?x$, and thus $tp3$ is selected. Given that $tp2$, $tp7$ and $tp3$ have already been considered, $tp6$ is the only alternative that can be considered and similarly for the remaining TPs, *i.e.*, $tp5$, $tp4$ and $tp1$.

Algorithm 1: Computation of a TP order

Input: query graph G
Output: ordered sequence of TPs

- 1 $tpOrder \leftarrow \emptyset$;
- 2 $n \leftarrow \text{getMostSelective}(\text{rdf:type})$;
- 3 $tpOrder \leftarrow tpOrder + n$;
- 4 **while** not all G nodes are in $tpOrder$ **do**
- 5 $n \leftarrow \text{getMostSelective}(tpOrder)$;
- 6 $tpOrder \leftarrow tpOrder + n$;
- 7 **end**
- 8 return $tpOrder$;

5.2 Query processing

Once an order is defined by SuccinctEdge’s query optimizer, our system translates TPs into SDS’s standard operations: access, rank and select. We are using an additional function, namely *rangeSearch* (a, b, c) , which finds all the occurrences of value c in the interval (a, b) . It uses a binary search, *i.e.*, due to the ordering imposed on subjects for a given property, and returns the indexes of matching values. The use of this function speeds up query execution since it efficiently prunes searches by just computing the boundaries of the Subject WT, *i.e.*, first and last subject values of a given property, instead of scanning all values of that interval. A similar optimization is used when searching objects of given property/subject pair, *i.e.*, using the boundary of Object WT.

Algorithm 2: Compute the number of triples corresponding to a certain predicate.

Input: Predicate p
Output: Number n

```

1  $id_p \leftarrow FindIdFromDictionary(p)$ ;
2  $index_p \leftarrow wt_p.select(1, id_p)$ ;
3  $index_{sBegin} \leftarrow bitmap_{ps}.select(index_p + 1, 1)$ ;
4  $index_{sEnd} \leftarrow bitmap_{ps}.select(index_p + 2, 1)$ ;
5  $index_{oBegin} \leftarrow bitmap_{so}.select(index_{sBegin} + 1, 1)$ ;
6  $index_{oEnd} \leftarrow bitmap_{so}.select(index_{sEnd} + 2, 1)$ ;
7  $n \leftarrow index_{oEnd} - index_{oBegin}$ ;
8 return  $n$ ;

```

We now present two translation examples in Algorithm 3 and 4 for resp. the $(s, p, ?o)$ and $(?s, p, o)$ TPs. Algorithm 3 shows how to retrieve an answer set with a $(s, p, ?o)$ TP. The idea is to first compute an interval of object values related to a given predicate and subject pair. This is performed by navigating through our BM and WT structures. All the objects in this interval are the results of this TP. Algorithm 4 retrieves all the subjects of a $(?s, p, o)$ TP. Unlike Algorithm 3, we can not locate all the subjects directly. So our strategy is to get the interval of all the objects corresponding to the known predicate top-down, after which we locate the object in this interval (there may be multiple appearances) and get the corresponding subjects.

Algorithm 3: Search the triple pattern $(s, p, ?o)$

Input: Predicate s, p
Output: Results res

```

1  $id_p \leftarrow FindIdFromDictionary(p)$ ;
2  $id_s \leftarrow FindIdFromDictionary(s)$ ;
3  $index_p \leftarrow wt_p.select(1, id_p)$ ;
4  $index_{sBegin} \leftarrow bitmap_{ps}.select(index_p + 1, 1)$ ;
5  $index_{sEnd} \leftarrow bitmap_{ps}.select(index_p + 2, 1)$ ;
6 for  $index_s$  in
   $wt_s.rangeSearch(index_{sBegin}, index_{sEnd}, id_s)$  do
7    $index_{oBegin} \leftarrow bitmap_{so}.select(index_{sBegin} + 1, 1)$ ;
8    $index_{oEnd} \leftarrow bitmap_{so}.select(index_{sEnd} + 2, 1)$ ;
9   for  $index_o \leftarrow index_{oBegin}$  to  $index_{oEnd}$  do
10     $id_o \leftarrow wt_o[index_o]$ ;
11    add  $(id_s, id_p, id_o)$  into  $res$ ;
12  end
13 end
14 return  $res$ ;

```

In cases where reasoning services are necessary to provide an exhaustive answer set, we can replace $index_p$ with a continuous interval corresponding to a LiteMat interval. This interval is efficiently computed given the order imposed on leaves of a certain WT, e.g., Property WT for the property hierarchy. The larger and deeper a property hierarchy, the more efficient this optimization approach since it prevents from navigating in the complete tree of a given WT.

TPs containing `rdf:type` are processed differently using the RDFType store component, where some simple structure look-ups permit to efficiently retrieve to subjects of a given concept or the concepts of a given subject.

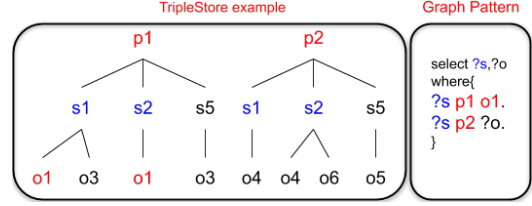


Figure 7: Merge join example

The next step corresponds to joining the results obtained from the execution of TPs. This occurs when different TPs share a common variable. One of our joining approach amounts to propagate variable assignments from one TP to another. Consider the triple set of Figure 5a and TPs $(?s, p1, o1)$ and $(?s, p2, ?o)$. The first TP gets the following assignments: $?s : \{s1, s2\}$ which will serve to dynamically generate $(s1, p2, ?o)$ and $(s2, p2, ?o)$ for the second triple.

During the join operation, we can benefit from a merge join (due to the original PSO value order) in certain cases when the values assigned to a joining variable to the TP are kept in order. For instance, in the case of a star-shaped BGP, e.g., $(?s, p1, o1)$ and $(?s, p2, ?o)$, thanks to the facts that all the subjects connected to a certain predicate are ordered and that all the objects connected to one certain subject are also ordered, we can perform a merge join on the subject variable. Figure 7 provides a graph pattern (on the right side) and an RDF Graph (left side). From the first TP, we can retrieve $\{(p1, s1, o1), (p1, s2, o1)\}$ as the answer set. Clearly, since the subjects are ordered for a given predicate, the system can easily use a merge join with the 2nd TP of the query. In cases where the order is not guaranteed, we use nested loop joins.

Algorithm 4: Search the triple pattern $(?s, p, o)$

Input: Predicate p
Output: Results res

```

1  $id_p \leftarrow FindIdFromDictionary(p)$ ;
2  $index_p \leftarrow wt_p.select(1, id_p)$ ;
3  $index_{sBegin} \leftarrow bitmap_{ps}.select(index_p + 1, 1)$ ;
4  $index_{sEnd} \leftarrow bitmap_{ps}.select(index_p + 2, 1)$ ;
5  $index_{oBegin} \leftarrow bitmap_{so}.select(index_{sBegin} + 1, 1)$ ;
6  $index_{oEnd} \leftarrow bitmap_{so}.select(index_{sEnd} + 2, 1)$ ;
7 for  $index_o$  in
   $wt_o.rangeSearch(index_{oBegin}, index_{oEnd}, id_o)$  do
8    $index_s \leftarrow bitmap_{so}.rank(index_o + 1, 1) - 1$ ;
9    $id_s \leftarrow wt_s[index_s]$ ;
10  add  $(id_s, id_p, id_o)$  into  $res$ ;
11 end
12 return  $res$ ;

```

Previous executions steps are repeated until all the TPs have been processed. Then the answer set of the query is translated using our dictionaries and presented to the end-user or application.

6 RELATED WORK

Header Dictionary Triples (HDT)[6] is a compact data structure and binary serialization for RDF data. The Triples component of HDT requires that triples are sorted in a specific order, e.g., SPO.

The triples are stored in so-called Bitmap Triples which represents a forest of RDF trees, *e.g.*, each tree is rooted with a given subject value. The remaining tree layers, *e.g.*, for P and O, each correspond to a sequence of identifiers and a bit sequence which connects layers like our BMs. Like HDT, SuccinctEdge represents RDF triples as trees but it makes an extensive use of WTs and depends on three different storage approaches, namely Object-triple-store, Datatype-triple-store and RDFType-store. Moreover, SuccinctEdge is equipped with a full-fledged query processing component and supports RDFS reasoning within SPARQL queries.

In [11], a so-called Semantic Index is proposed for Ontology-Based Data Access (OBDA) systems. In this approach, each entity (concept or property) in the corresponding hierarchy is assigned a numerical value according to a breadth-first search traversing of the hierarchy. Provided with this assignment, one is ensured that any sub-hierarchy is associated to a consecutive set of numerical values (*i.e.*, an interval). Intuitively, each entity is associated to an interval covering the indices of all its sub-entities. This approach is related to the LiteMat encoding scheme but the integration in SuccinctEdge permits a high compression rate with a decompression-free approach at query execution time. Moreover, Semantic Index is just an encoding scheme for a knowledge base and is not a complete query processor.

WaterFowl[3] was designed as a first attempt to use SDS for RDF storage and query processing. Although its compactness can be used in an edge computing setting, it lacks the different object storage implementation and query processing (including optimization) features of SuccinctEdge.

RDF4Led is an RDF store designed for edge computing. Compared to our system, RDF4led is disk-based, *i.e.*, it stores data on a SD card, and depends on multiple indexes which imply a high memory footprint. Moreover, it doesn't support reasoning services nor SPARQL's UNION clause which prevents to apply a query rewriting in order to support reasoning services.

ZipG[5] is a distributed graph store designed for the property graph data model. Hence it does not provide support for SPARQL (or any declarative query language) or reasoning services. Its storage layout is based on the Succinct[1] system and is mainly composed of flat binary unstructured files. ZipG is not compatible with devices located at the edge of a network. In fact, it thrives in a cloud computing setting.

TerminusDB⁸ is an open-source general-purpose graph database. It aims to store very large graphs in main memory by scaling vertically. Such an approach is not compatible with the edge computing ecosystem that we are targeting. Moreover, TerminusDB does not support Semantic Web standards and hence can not benefit from the existence of a large set of available ontologies to support data integration or support reasoning services associated to RDFS or OWL ontology languages.

7 EVALUATION

7.1 Experimental setting

Our experimentation is conducted on a Raspberry Pi 3B+ which can be considered as a typical edge computing device on which we can run some sophisticated programs. This small computer is equipped with a Cortex-A53 (ARMv7l) 32-bit SoC 1.4GHz CPU and 1GB LPDDR2 SDRAM. A SD-card, a widely used memory solution on such devices, of 8GB is used as persistent storage.

Considering the evolution of technology, it is widely accepted that edge computing devices will be more and more powerful

⁸<https://terminusdb.com/>

in the near future. Hence, it is quite obvious that devices with sufficient calculation power and memory, *e.g.*, Raspberry Pis, Odroids, etc., will be deployed at the edge of networks.

SuccinctEdge is implemented in C++14 and the SDS-lite C++ library⁹ is required during compilation. More details can be found on github¹⁰. We are comparing SuccinctEdge against RDF4Led[13], two Apache Jena¹¹ (version 3.15) database implementations and RDF4J's Memory Store¹² (version 3.4.0). RDF4Led is to the best of our knowledge the only RDF store specifically designed for edge computing. It is characterized by a small memory footprint, although the database system does not reside in the main-memory. The two Apache Jena stores are TDB2 and the in-memory store. They are both open-source relatively lightweight and robust RDF stores. RDF4J (originally Sesame) is an open-source Java Framework for managing RDF data. The core RDF4J databases are mainly intended for small to medium-sized data sets and thus it makes sense to consider them for Edge computing. We also considered RDFox [9], a main-memory, centralized RDF store that is designed on a shared-memory architecture, but could not make it work on our raspberry Pi 3B+ since we only had access to a 64-bit pre-compiled version. Systems like Ontotext GraphDB¹³, Stardog¹⁴, MarkLogic¹⁵, AllegroGraph¹⁶, AWS Neptune¹⁷ have not been considered since they have been designed for massive loads and scalability on high-end servers or Cloud computing.

7.2 Datasets and queries

The experimentation uses both synthetic and real-world data sets. This duality is motivated by the current lack of large graphs emitted from sensors at our industrial partner. In fact, our real-world data sets, which correspond to the water management distribution in ENGIE's building, consist of 250 and 500 triples. They are denoted with their number of triples in this experimentation.

Due to these size limitations, it is not possible to stress SuccinctEdge in terms of graph sizes. Hence, we are also experimenting with the synthetic Lehigh University Benchmark (LUBM)¹⁸ which can be easily configured to produce large data sets. Starting from a LUBM with one university, *i.e.*, composed of over 103.000 triples (denoted 100K), we created several triple subsets of 1.000, 5.000, 10.000, 25.000 and 50.000 triples which are respectively denoted as 1K, 5K, 10K, 25K and 50K in the remaining of this section. They are used to evaluate the behaviors of the five evaluated data management systems. Note that some of these synthetic data sets have triple set size way beyond what most sensors are currently emitting in real-world industrial use-cases. All submitted queries are detailed in Section A and data sets are available on the system's Github page.

7.3 Experimentation results

In this section, we are aiming to compare the previously mentioned RDF stores (*i.e.*, Jena TDB, Jena in-memory, RDF4Led, RDF4J and SuccinctEdge) on the following dimensions: graph construction time, memory footprint (*i.e.*, the storage space taken

⁹<https://github.com/simongog/sdsl-lite>

¹⁰<https://github.com/xwq610728213/SuccinctEdge>

¹¹<https://jena.apache.org/>

¹²<https://rdf4j.org/>

¹³<https://www.ontotext.com/products/graphdb/>

¹⁴<https://www.stardog.com/>

¹⁵<https://www.marklogic.com/>

¹⁶<https://allegrograph.com/>

¹⁷<https://aws.amazon.com/fr/neptune/>

¹⁸<http://swat.cse.lehigh.edu/projects/lubm/>

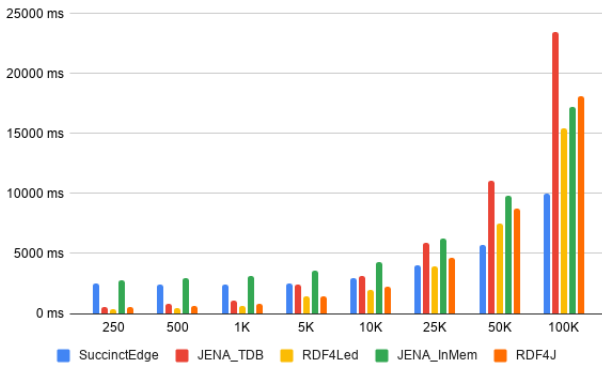


Figure 8: Construction time comparison

by different systems with the previous data sets), query execution performances on different triple patterns and basic graph patterns. Lastly, we evaluate the performance (duration time) of queries which necessitate reasoning services to produce an exhaustive answer set.

7.3.1 Back-end construction time. The back-end construction time corresponds to the time taken by each system to read the data set file and to construct its proper storage layout (including indexes in the case of all systems except SuccinctEdge which is self-index) on which queries can be asked.

In order to fully evaluate the performances of all the systems, we compare the back-end construction time of these systems with data sets ranging from 250 to over 100.000 triples. Figure 8 provides details on this experimentation. SuccinctEdge doesn't show much advantage when data set is rather small (up to 1.000 triples). We attribute this to the fact that the SDS-Lite library which is responsible for creating SuccinctEdge's BMs and WTs has an important start-up overhead that is relatively important compared to the effective duration of the structures. We consider that this may be optimized in future work, but it is out of the scope of this paper. However, as the data sets grow larger, our system outperforms all other systems.

7.3.2 Storage size. As SuccinctEdge is an in-memory RDF system, it is difficult to directly compare the memory occupation against Jena TDB and RDF4Led (which are both disk-based RDF stores). We persisted all the data structures existing in SuccinctEdge to disk in order to make a fair comparison.

We separately consider the dictionary and triple storage spaces. Figure 9 provides the three systems' dictionary sizes for all 8 data sets. In all cases, Jena TDB requires the largest memory footprint and SuccinctEdge takes about half of the size of RDF4Led.

Considering the triple storage space, displayed in Figure 10, SuccinctEdge consumes much smaller space thanks to its SDS-based storage implementation and self-index approach. This enables to reach one of our goal which is to store as much data as possible in a given amount of RAM.

We are also comparing the main-memory footprint of SuccinctEdge with the in-memory systems, *i.e.*, RDF4J and Jena_InMem. In this evaluation, it is not possible to distinguish between the space used for the dictionaries and the data sets. So we provide the total space amount. Figure 11 yields the experiment results. We can see that as the amount of data grows, SuccinctEdge gradually shows its strength in saving memory space. We mainly

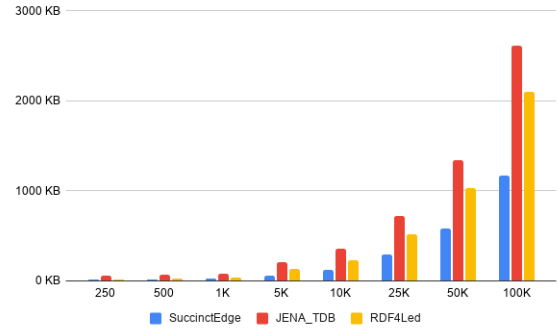


Figure 9: Dictionary size comparison

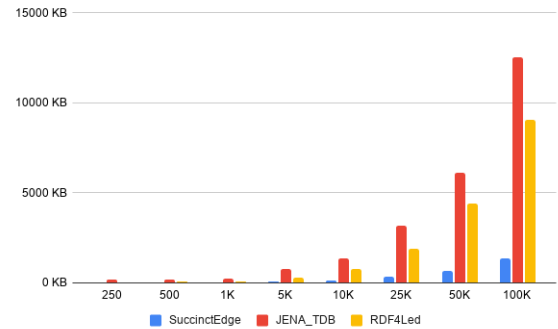


Figure 10: Storage size without dictionary comparison

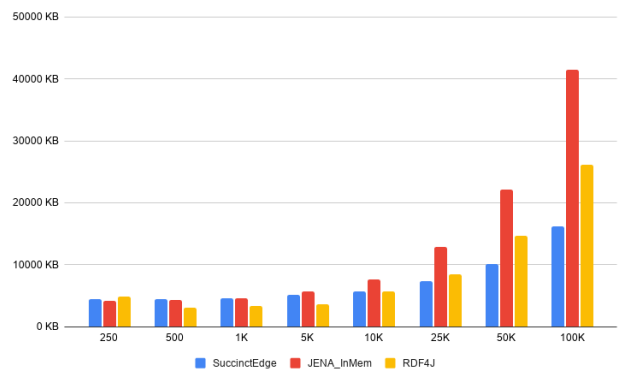


Figure 11: RAM footprint comparison

attribute this to the size of the indexes stored by both RDF4J and Jena_InMem.

7.3.3 Triple pattern query. Considering query processing, we start the evaluation with single triple patterns, *i.e.*, excluding the cost of join operations, in order to directly compare the performance of data retrieval in different systems.

We first consider the two interesting triple patterns containing a single variable in the context of SuccinctEdge: $S, P, ?o$ (queries S1 to S5) and $?s, P, O$ (queries S6 to S10). Moreover, we consider these two triple patterns with different selectivity, *i.e.*, result sets ranging from 4 to 521 tuples. Table 1 and 2 provide the results of this experimentation for the LUBM1 dataset (over 100.000 triples).

Table 1: Data retrieval for a single S,P,?o TP. The first row represents the number of triples in the answer set. All times in ms. Bold times are a column’s most efficient.

	Query performance				
Query name	S6	S7	S8	S9	S10
Selectivity	4	66	129	257	513
SuccinctEdge	0.3	3.5	6.2	10.9	23.3
RDF4Led	12	28	33	47	84
Jena TDB	7	16	22	27	33
Jena_InMem	5	11	15	19	29
RDF4J	3	6	10	11.1	13

Table 2: Data retrieval for a single ?s,P,O TP. The first row represents the number of triples in the answer set. All times in ms. Bold times are a column’s most efficient.

	Query performance				
Query name	S1	S2	S3	S4	S5
Selectivity	5	17	135	283	521
SuccinctEdge	0.7	1.5	10.1	20.7	32.0
RDF4Led	6	9	51	71	81
Jena TDB	7	8	30	32	41
Jena_InMem	7	8	15	21	27
RDF4J	3	3	11	16	21

As said previously, in an IoT setting, we are mainly interested in executing a query on the freshest data and such a query is generally execute only once per graph instance. Hence, we are only considering hot runs.

SuccinctEdge outperforms other systems on almost all query selectivity. It is only on relatively non-selective, at least considering an IoT context, that SuccinctEdge gets beaten by RDF4J (S4, S5 and S10). Considering our potable water distribution running example, the answer set of each query is clearly very selective. That is only a small set of tuples are retrieved from a specific query out of a given measure. We consider that this will be the case for many industrial situations. Thus, high selective queries is clearly the main playground for RDF stores running in Edge computing. In the case of selective queries, SuccinctEdge can be up to one order of magnitude faster than its RDF4J most direct competitor, e.g., Table 1 S6 with a result set of size 4.

Figure 12 shows the results of several randomly picked ?s,P,?o queries (triple patterns with a constant predicate and variable subject and object, denoted S11 to S15). We can see from the results that SuccinctEdge outperforms the other systems. Clearly, the conclusion obtained on single triple patterns with a single variable that the more selective, the more efficient SuccinctEdge is compared to the other systems, is confirmed. We attribute this to SuccinctEdge’s in-memory approach and structure which is ?s,P,?o-friendly due to its PSO self-index approach. Moreover Jena TDB and RDF4Led also have PSO or POS indexes but are disk-based database, for whom, loading data from disk takes a non-negligible time. The numbers of triples in the answer sets of our single variable TP experimentation are much smaller than that of the ?s,P,?o. This leads to greater differences between the different systems. This is again due to the fact that RDF4Led and Jena TDB are loading data from disk. Nevertheless, we can consider that retrieving over 500 tuples at a time from a single sensor is already quite unusual for an IoT use case. The comparison

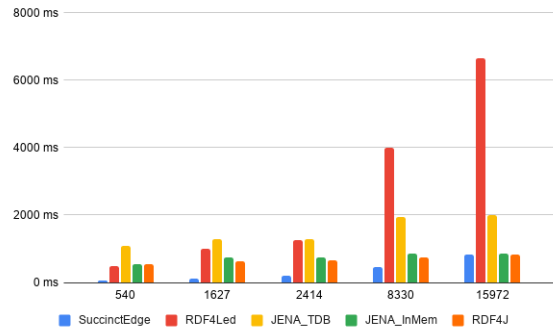


Figure 12: Data retrieval of queries with only one triple pattern of type ?s,P,?o, the x-axis represents the number of triples in the answer set.

with in-memory stores (RDF_InMem and RDJ4) highlights that SuccinctEdge is faster for answer sets lower than 10.000 tuples. At 16.000 result set tuples, The three systems behave similarly. Again, from the point of view of our experimentation partner, this is currently unusual for real-world industrial IoT use cases.

7.3.4 Graph pattern query. We now compare performances over queries containing multiple triple patterns, i.e., requiring joins. Four queries with different selectivity values (answer sets ranging from 540 to close to 8.000 tuples) have been executed. They are denoted M1 to M5 and contain up to 10 TPs in the BGP. We can see in Figure 13 that RDF4Led and SuccinctEdge are always outperforming Jena TDB. SuccinctEdge is either more efficient than RDF4Led or slightly less efficient that RDF4Led. This showcases that in some cases RDF4Led finds a better TP query ordering strategy than SuccinctEdge and/or benefits from its large set of available indexes. Considering the latter, it is a price we are willing to pay for a lower memory footprint. Nevertheless, the former reason emphasizes that we can improve our query optimizer.

The comparison with the in-memory RDF stores emphasizes that the three systems behave similarly except for highly selective queries where SuccinctEdge is again more efficient. The differences between the query executions depend on the patterns used in the BGP of these five queries. Overall, we are satisfied that our system, with a single index, is at least at the same level than the two other systems.

7.3.5 Queries with RDFS reasoning. Our final experimentation concerns queries requiring some reasoning services. We have generated six queries (denoted R1 to R6) containing a mixture of RDFS:subClassOf and RDFS:subPropertyOf inferences. These queries present different selectivity characteristics, ranging from 15 to 8.345 tuples in the answer sets and contain up to 10 TPs in the BGP.

For SuccinctEdge, the reasoning service is automatically supported by LiteMat’s encoding and is hence native in the system. This is not the case for the other systems for which we have rewritten each query as the union of all the possible sub-queries. Since RDF4Led doesn’t support the SPARQL UNION clause no results are presented in Figure 14 for this system. Obviously, SuccinctEdge is much more efficient than Jena TDB. It is quite logical that the more entailments the query requires, the more efficient SuccinctEdge is compared to a system like Jena TDB.

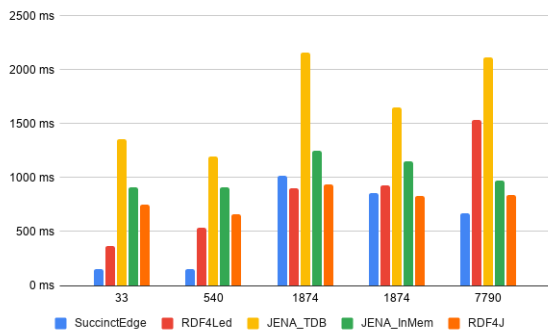


Figure 13: Queries with multiple triple pattern (x-axis corresponds to the number of tuples in the answer set)

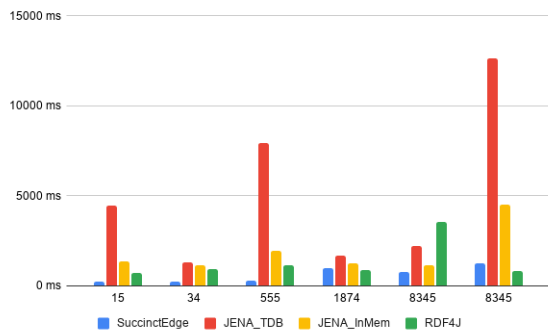


Figure 14: Queries with RDFS reasoning (x-axis corresponds to the number of tuples in the answer set)

As for Jena_InMem, it performs better than Jena TDB while still falling behind SuccinctEdge. When compared with RDF4J, SuccinctEdge performs better or similarly depending on the complexity of the reasoning services, *i.e.*, number of SPARQL UNION clauses. Note that we provide manual query rewriting to the Jena and RDF4J systems while these systems could implement the reasoning task with their APIs. In doing so, we provide a clear advantage to these systems since they do not have to load the ontology to perform the reasoning. Moreover, the extra cost of computing the UNION rewriting is not considered in the times of the Jena and RDF4J executions.

8 CONCLUSION

We have presented the first, to the best of our knowledge, KG inference-enabled data management system designed for Edge computing. Due to its unique index, compact, in-memory approach, we have demonstrated that SuccinctEdge outperforms its direct competitors on the following dimensions: query performance on different query patterns, efficiency of reasoning services, back-end size and creation time. The system is currently being deployed at some large building facilities at ENGIE and should help in detecting anomalies in water distribution and energy consumption. Due to its generic nature, SuccinctEdge is relevant for many IoT use cases such as anomaly and risk detection, supervising energy production and distribution. In the future, we are aiming to improve the query optimizer and support queries ranging several graphs. We are also considering to design a more efficient management of objects linked to datatype

properties and to increase the expressiveness of supported ontology languages, *e.g.*, RDFS++ and OWL2RL. Moreover, we are considering the possibility of exchanging information with a larger graph portion that would reside in a cloud store.

REFERENCES

- [1] Rachit Agarwal, Anurag Khandelwal, and Ion Stoica. 2015. Succinct: Enabling Queries on Compressed Data. In *12th USENIX Symposium on Networked Systems Design and Implementation, NSDI 2015*. 337–350. <https://www.usenix.org/conference/nsdi15/technical-sessions/presentation/agarwal>
- [2] Yuan Ai, Mugen Peng, and Kecheng Zhang. 2018. Edge computing technologies for Internet of Things: a primer. *Digital Communications and Networks* 4, 2 (2018), 77 – 86. <https://doi.org/10.1016/j.dcan.2017.07.001>
- [3] Olivier Curé, Guillaume Blin, Dominique Revuz, and David Célestin Faye. 2014. WaterFowl: A Compact, Self-indexed and Inference-Enabled Immutable RDF Store. In *The Semantic Web: Trends and Challenges - 11th International Conference, ESWC 2014, Anissaras, Crete, Greece, May 25-29, 2014. Proceedings*. 302–316. https://doi.org/10.1007/978-3-319-07443-6_21
- [4] Olivier Curé, Weiqin Xu, Hubert Naacke, and Philippe Calvez. 2019. LiteMat, an Encoding Scheme with RDFS++ and Multiple Inheritance Support. In *The Semantic Web: ESWC 2019 Satellite Events - Revised Selected Papers*. 269–284. https://doi.org/10.1007/978-3-030-32327-1_47
- [5] Anurag Khandelwal, Zongheng Yang, Evan Ye, Rachit Agarwal, and Ion Stoica. 2017. ZipG: A Memory-efficient Graph Store for Interactive Queries. In *Proceedings of the 2017 ACM SIGMOD Conference 2017, Chicago, IL, USA, May 14-19, 2017*. 1149–1164. <https://doi.org/10.1145/3035918.3064012>
- [6] Miguel A. Martínez-Prieto, Mario Arias Gallego, and Javier D. Fernández. 2012. Exchange and Consumption of Huge RDF Data. In *The Semantic Web: Research and Applications - 9th Extended Semantic Web Conference, ESWC 2012, Heraklion, Crete, Greece, May 27-31, 2012. Proceedings (Lecture Notes in Computer Science)*, Elena Simperl, Philipp Cimiano, Axel Polleres, Óscar Corcho, and Valentina Presutti (Eds.), Vol. 7295. Springer, 437–452. https://doi.org/10.1007/978-3-642-30284-8_36
- [7] Sergio Muñoz, Jorge Pérez, and Claudio Gutierrez. 2009. Simple and Efficient Minimal RDFS. *Web Semant.* 7, 3 (Sept. 2009), 220–234. <https://doi.org/10.1016/j.websem.2009.07.003>
- [8] Gonzalo Navarro. 2014. Wavelet trees for all. *J. Discrete Algorithms* 25 (2014), 2–20. <https://doi.org/10.1016/j.jda.2013.07.004>
- [9] Yavor Nenov, Robert Piro, Boris Motik, Ian Horrocks, Zhe Wu, and Jay Banerjee. 2015. RDFox: A Highly-Scalable RDF Store. In *The Semantic Web - ISWC 2015 - 14th International Semantic Web Conference, Bethlehem, PA, USA, October 11-15, 2015, Proceedings, Part II (Lecture Notes in Computer Science)*, Marcelo Arenas, Óscar Corcho, Elena Simperl, Markus Strohmaier, Mathieu d’Aquin, Kavitha Srinivas, Paul Groth, Michel Dumontier, Jeff Hefflin, Krishnaprasad Thirunarayan, and Steffen Staab (Eds.), Vol. 9367. Springer, 3–20. https://doi.org/10.1007/978-3-319-25010-6_1
- [10] Thomas Neumann and Gerhard Weikum. 2009. Scalable join processing on very large RDF graphs. In *Proceedings of the ACM SIGMOD International Conference on Management of Data, SIGMOD 2009, Providence, Rhode Island, USA, June 29 - July 2, 2009*, Ugur Çetintemel, Stanley B. Zdonik, Donald Kossmann, and Nesime Tatbul (Eds.). ACM, 627–640. <https://doi.org/10.1145/1559845.1559911>
- [11] Mariano Rodríguez-Muro and Diego Calvanese. 2012. High Performance Query Answering over DL-Lite Ontologies. In *Proceedings of the Thirteenth International Conference on Principles of Knowledge Representation and Reasoning (KR’12)*. AAAI Press, 308–318.
- [12] Petros Tsaliamanis, Lefteris Sidirourgos, Irini Fundulaki, Vassilis Christophides, and Peter A. Boncz. 2012. Heuristics-based query optimisation for SPARQL. In *15th International Conference on Extending Database Technology, EDBT, Proceedings*. 324–335. <https://doi.org/10.1145/2247596.2247635>
- [13] Anh Lê Tuán, Conor Hayes, Marcin Wylot, and Danh Le Phuoc. 2018. RDF4Led: an RDF engine for lightweight edge devices. In *Proceedings of the 8th International Conference on the Internet of Things, IOT 2018*. 2:1–2:8. <https://doi.org/10.1145/3277593.3277600>

A QUERIES

A total of 26 queries have been evaluated over a LUBM data set consisting of over 100.000 triples. They can be dispatched into 2 groups: whether their contain a single triple pattern or multiple ones. In this section, we list only the most prominent queries and provide templates for the other ones. Moreover, we present their main characteristics. The interested reader can access all of them on the paper companion GitHub page¹⁹. The following prefixes apply to all queries: lubm <<http://swat.cse.lehigh.edu/onto/univ-bench.owl#>>, rdf <<http://www.w3.org/1999/02/22-rdf-syntax-ns#>>

¹⁹<https://github.com/xwq610728213/SuccinctEdge>

Table 3: Query summary with the following notations: 'SS' and 'OS' respectively correspond to subject, subject and object,subject joins; 'Co' for concept hierarchy inferences, 'Pr' for property hierarchy inferences

Systems	Query performance													
	S1-5	S6-10	S11-15	M1	M2	M3	M4	M5	R1	R2	R3	R4	R5	R6
TP number	1	1	1	2	3	5	3	11	5	5	3	6	3	11
TP type(s)	sp?	?po	?p?	?p?	?p? ?po	?p? ?po	?p? ?po sp?o	?p? ?po	?p? ?po	?p? ?spo	?p? ?po	?p? ?po	?p?	?p? ?spo
Join type	-	-	-	SS	SS	SS,OS	OS	SS,OS OO	SS,OS	SS,OS	SS	SS,OS	OS	SS,OS OO
Join number	0	0	0	1	2	4	4	10	4	2	2	5	2	10
Path length	1	1	1	1	1	3	3	4	3	3	1	3	3	4
Selectivity	[4,513]	[5,521]	[540,15972]	540	1874	1874	7790	33	15	555	1874	1874	8345	34
Derived triples	0	0	0	0	0	0	0	0	15	540	1874	1874	555	1
Reasoning type	-	-	-	-	-	-	-	-	Co	Co Pr	Co Pr	Co Pr	Pr	Pr

A.1 Single triple pattern queries

This first set of queries contain a single triple pattern in the WHERE clause. We distinguish between queries with a single variable, either at the object (denoted sp?) or subject (denoted ?po) position, from queries with two variables (denoted ?p?). As explained in the paper, we do not consider that variables at the property position make sense in SuccinctEdge's use cases.

A.1.1 SP?o queries. The identification of these 5 queries range from S1 to S5. We used the following query template:

```
SELECT ?X WHERE {X1 P1 ?X}
```

For S1, P1 binds to the lubm:takesCourse property and X1 is an undergraduate student constant. For queries S2 to S5, P1 binds to lubm:publicationAuthor and the X1 bind to different publication instances. The selectivity of these queries are in Table 1.

A.1.2 ?sPO queries. These queries are identified from S6 to S10 and correspond to the following query template:

```
SELECT ?X WHERE { ?X P1 O1 }
```

P1 and O1 correspond to property and individual constants which for S6 to S10 respectively take the values (all properties are in the lubm namespace) : advisor/assistant professor constant, takesCourse/ course constant, worksFor/department constant, name/ publication constant, memberOf/ department constant.

A.1.3 ?sP?o queries.

```
S11: SELECT ?X ?Y ?Z WHERE { ?X lubm:worksFor ?Z }
S12: SELECT ?X ?Y ?Z WHERE { ?X lubm:teacherOf ?Y }
S13: SELECT ?X ?Y ?Z WHERE {
    ?X lubm:undergraduateDegreeFrom ?Y . }
S14: SELECT ?X ?Y ?Z WHERE { ?X lubm:emailAddress ?Y }
S15: SELECT ?X ?Y ?Z WHERE { ?X lubm:name ?Y }
```

A.2 Multiple triple patterns queries

In this set of queries, the BGP is composed of several triple patterns. The 11 queries in this category can be decomposed into those requiring or not some reasoning services (either based on concept or property hierarchies).

A.2.1 Non-inference queries. All prefixed with 'M'.

```
M1: SELECT ?X ?Y ?Z WHERE { ?X lubm:worksFor ?Z .
    ?X lubm:name ?Y . }
```

```
M2: SELECT ?X ?Y ?Z WHERE { ?X lubm:memberOf ?Z .
```

```
?X rdf:type lubm:GraduateStudent .
?X lubm:undergraduateDegreeFrom ?Y . }
```

```
M3: SELECT ?X ?Y ?Z WHERE { ?X lubm:memberOf ?Z .
```

```
?X rdf:type lubm:GraduateStudent .
?Z rdf:type lubm:Department .
?Z lubm:subOrganizationOf ?Y .
?Y rdf:type lubm:University . }
```

```
M4: SELECT ?X ?Y ?Z WHERE { ?X lubm:memberOf ?Z .
```

```
?Z lubm:subOrganizationOf ?Y .
?Y rdf:type lubm:University . }
```

```
M5: SELECT * WHERE {
```

```
<http://www.Department0...Publication14>
lubm:publicationAuthor ?p. ?st lubm:memberOf ?o2.
?p a lubm:AssociateProfessor. ?p lubm:worksFor ?o.
?o a lubm:department. ?o lubm:subOrganizationOf ?u.
?u a lubm:University. ?p lubm:teacherOf ?te.
?te a lubm:Course. ?st lubm:takesCourse ?te.
?st a lubm:UndergraduateStudent. }
```

A.2.2 Inference queries. The identifier of these queries is prefixed with an 'R' since they involve a form of reasoning.

```
R1: SELECT ?X ?Y ?Z WHERE { ?X rdf:type lubm:Person .
```

```
?Z rdf:type lubm:Department . ?X lubm:headOf ?Z .
?Z lubm:subOrganizationOf ?Y .
?Y rdf:type lubm:University . }
```

```
R2: SELECT ?X ?Y ?Z WHERE { ?X rdf:type lubm:Person .
```

```
?Z rdf:type lubm:Department . ?X lubm:worksFor ?Z .
?Z lubm:subOrganizationOf ?Y .
?Y rdf:type lubm:University . }
```

```
R3: SELECT ?X ?Y ?Z WHERE { ?X lubm:memberOf ?Z .
```

```
?X rdf:type lubm:Student .
?X lubm:undergraduateDegreeFrom ?Y . }
```

```
R4: SELECT ?X ?Y ?Z ?N WHERE { ?X rdf:type lubm:Person .
```

```
?Z rdf:type lubm:Department . ?X lubm:memberOf ?Z .
?Z lubm:subOrganizationOf ?Y . ?Y lubm:name ?N.
?Y rdf:type lubm:University . }
```

R5: identical to M4 but computes inferences over the memberOf property

R6: identical to M5 but computes inferences over the memberOf and worksFor properties.