



HAL
open science

Clean energy and environnement in Southeast Asia

Minh Ha-Duong, Fabby Tumiwa

► **To cite this version:**

Minh Ha-Duong, Fabby Tumiwa. Clean energy and environnement in Southeast Asia. 3rd cycle. YSEALI ACADEMY'S FLAGSHIP SEMINARS 2021 - PUBLIC POLICY SEMINAR CURRICULUM - Energy Economics and Policy, Ho Chi Minh City, Vietnam. 2021. hal-04486316

HAL Id: hal-04486316

<https://hal.science/hal-04486316v1>

Submitted on 1 Mar 2024

HAL is a multi-disciplinary open access archive for the deposit and dissemination of scientific research documents, whether they are published or not. The documents may come from teaching and research institutions in France or abroad, or from public or private research centers.

L'archive ouverte pluridisciplinaire **HAL**, est destinée au dépôt et à la diffusion de documents scientifiques de niveau recherche, publiés ou non, émanant des établissements d'enseignement et de recherche français ou étrangers, des laboratoires publics ou privés.

Clean energy and environment in Southeast Asia

minh.haduong@vietse.vn

fabby@iesr.or.id

Agenda

- Introduction
- Renewable energy in ASEAN: potential and current status (Minh)
- Environmental pressure, climate change mitigation (Fabby)
- Case 3: Offshore wind in Vietnam (Group 7)
- Case 1: Biofuels in Indonesia (Group 2)
- Cultural intermission: Which kind of Indonesian are you
- Case 2: Solar for Singapore (Group 6)
- Concluding summary

Renewable energy in ASEAN: potential and current status

- 1) The ASEAN 2025 goal is **23% RE / TPES**
- 2) The resource diversity

References:



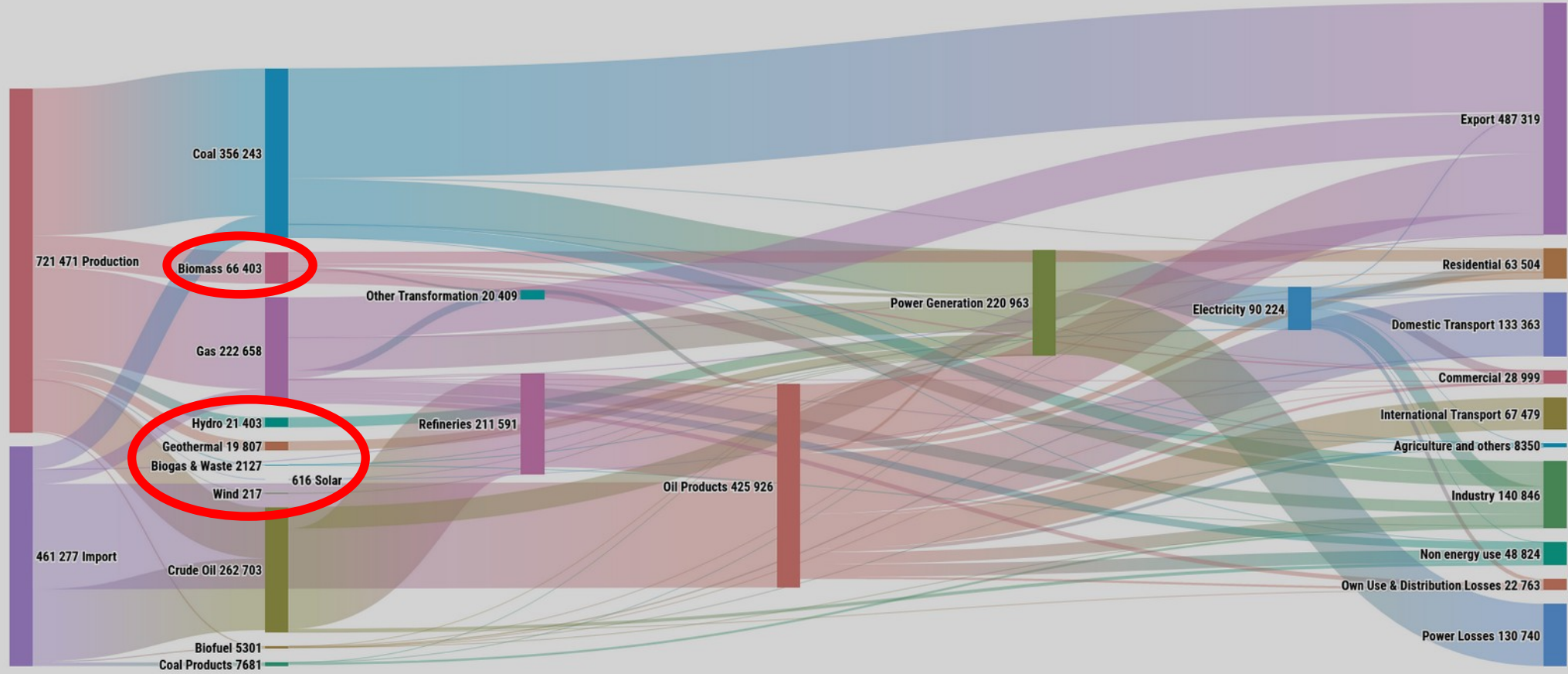
ASEAN Centre for Energy
One Community for Sustainable Energy



IRENA
International Renewable Energy Agency

The Latest ASEAN Energy Balance (2017)

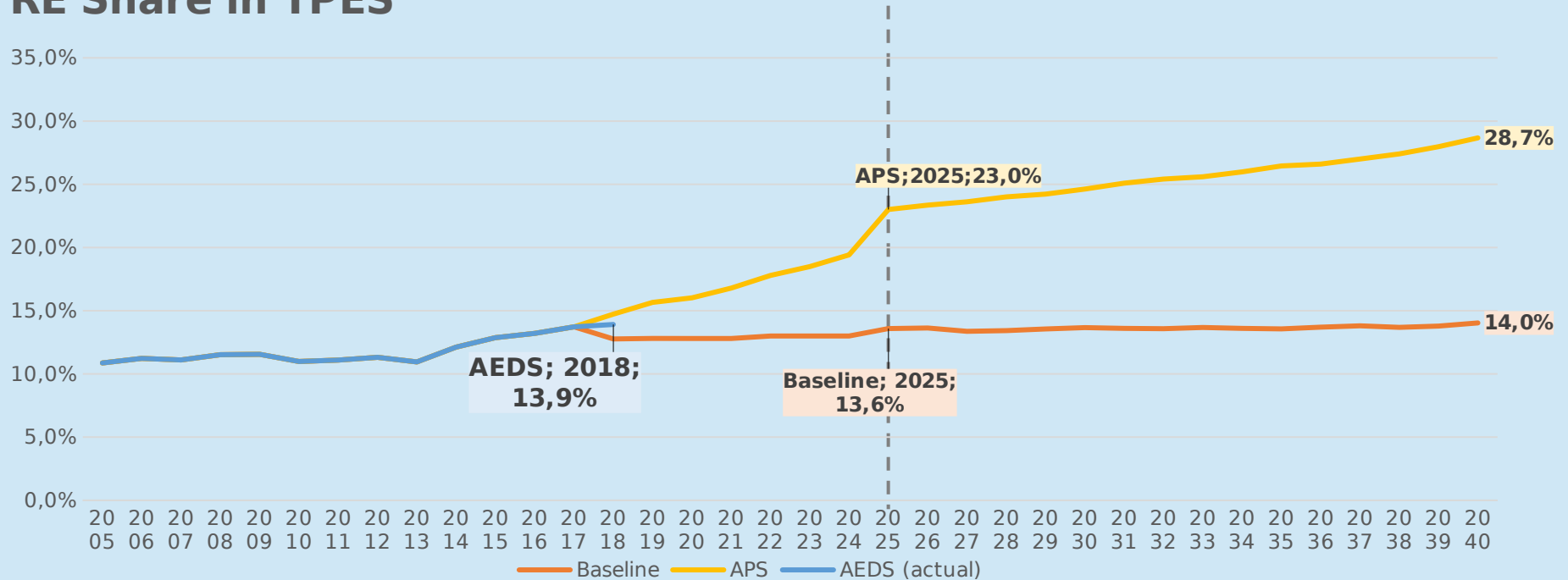
(in ktoe)



Source: <https://aeds.aseanenergy.org>

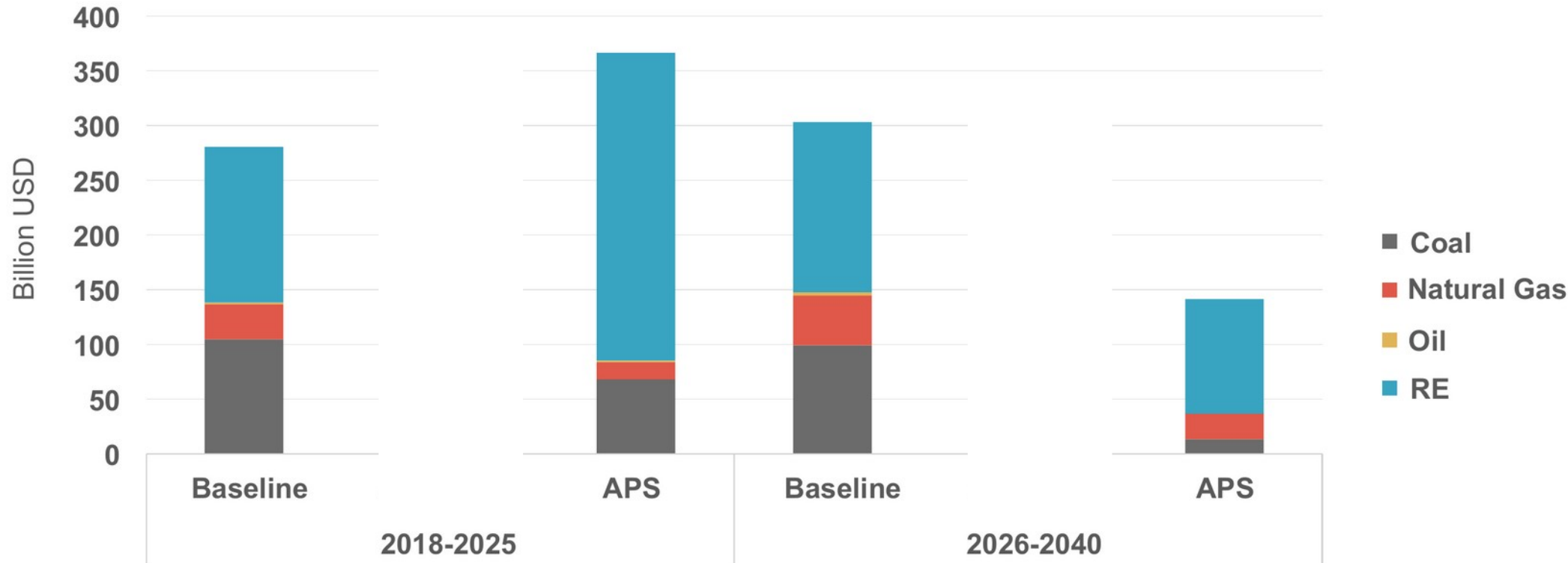
Regional target: 23% RE by 2025

RE Share in TPES



Target endorsed at 2020/11 ASEAN ministers meeting
Source: 6th ASEAN energy outlook, figure 44

Investment shift to meet the target



Note: Cumulative investment is discounted at 3% to present value (year 2020).

Renewable energy in ASEAN: a diverse potential

- 1) The ASEAN 2025 goal is 23% RE / TPES
- 2) The **resource diversity**

References:



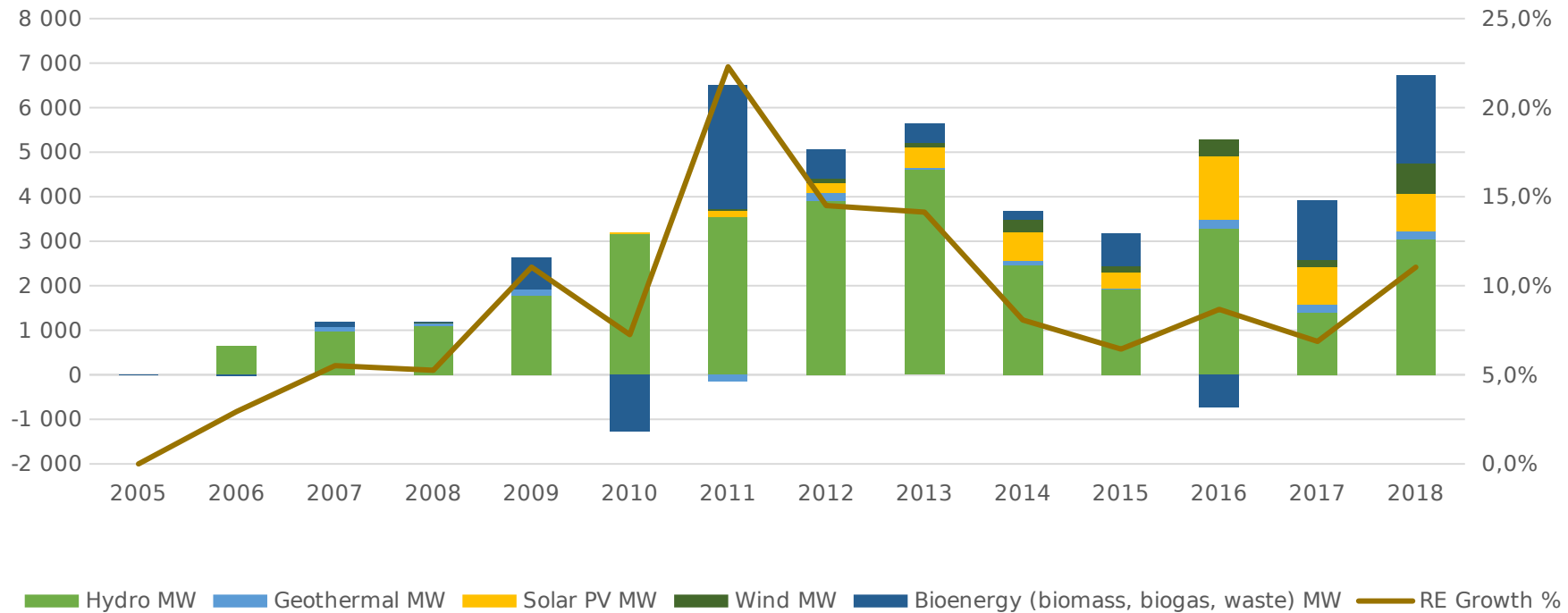
ASEAN Centre for Energy
One Community for Sustainable Energy



IRENA
International Renewable Energy Agency

New power capacity additions in 2018 was 18.8 GW, where 6.7 GW (36%) coming from RE

RE Annual Capacity Additions (MW) & Growth (%)

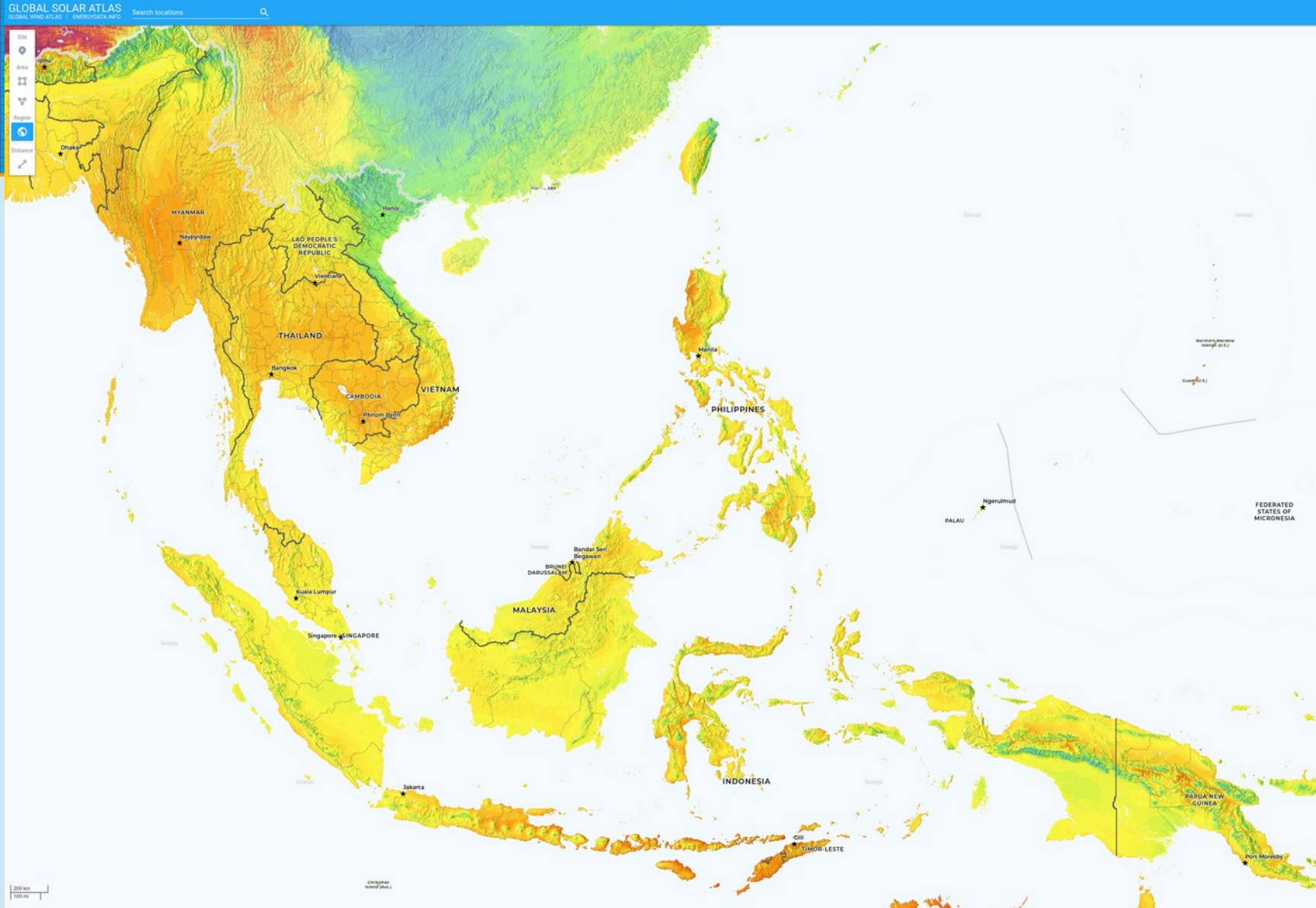


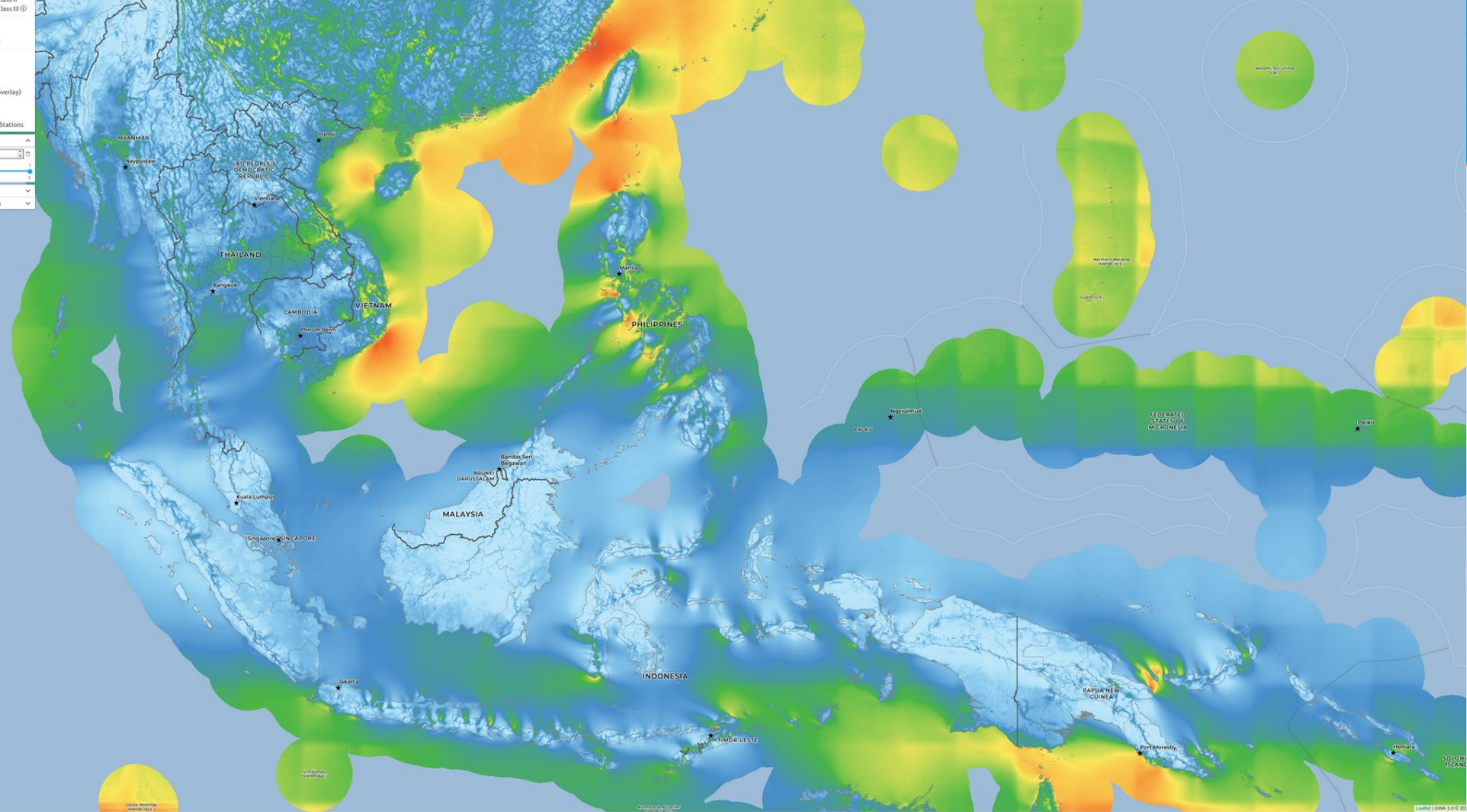
Hydropower Potential per Capita (kWh/year)

Hydro

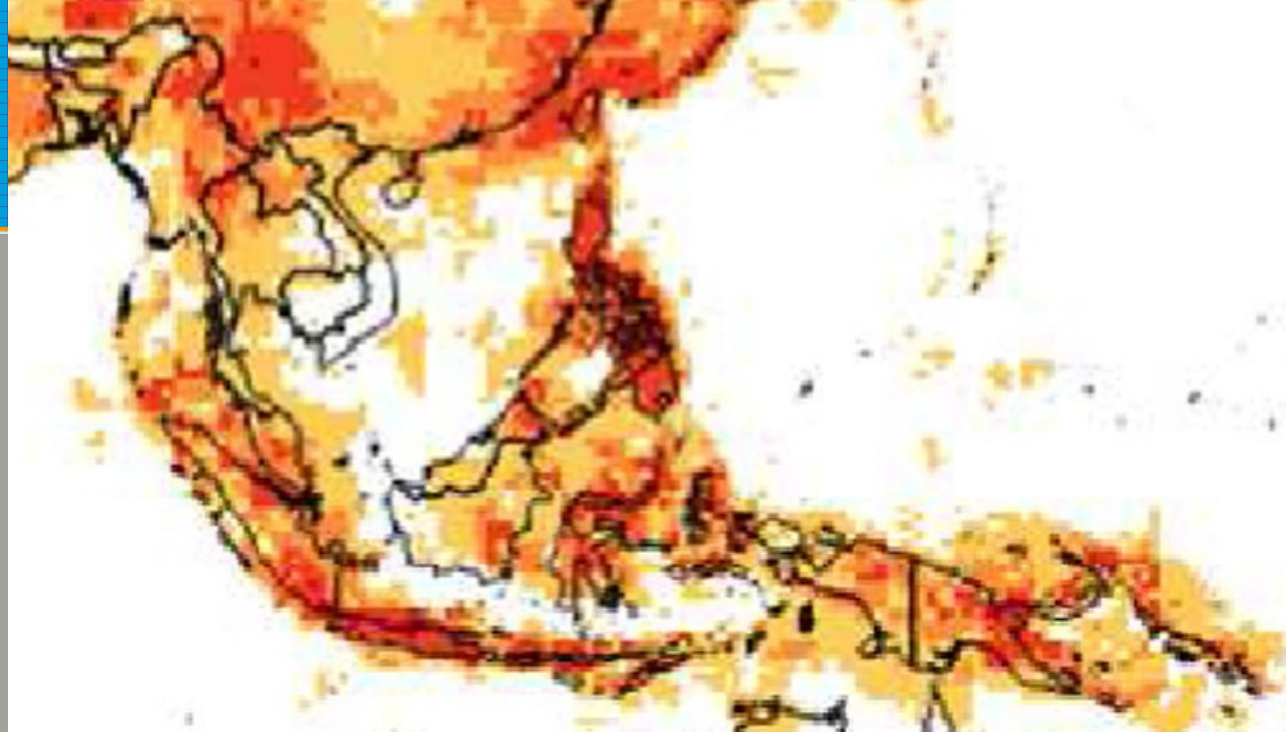
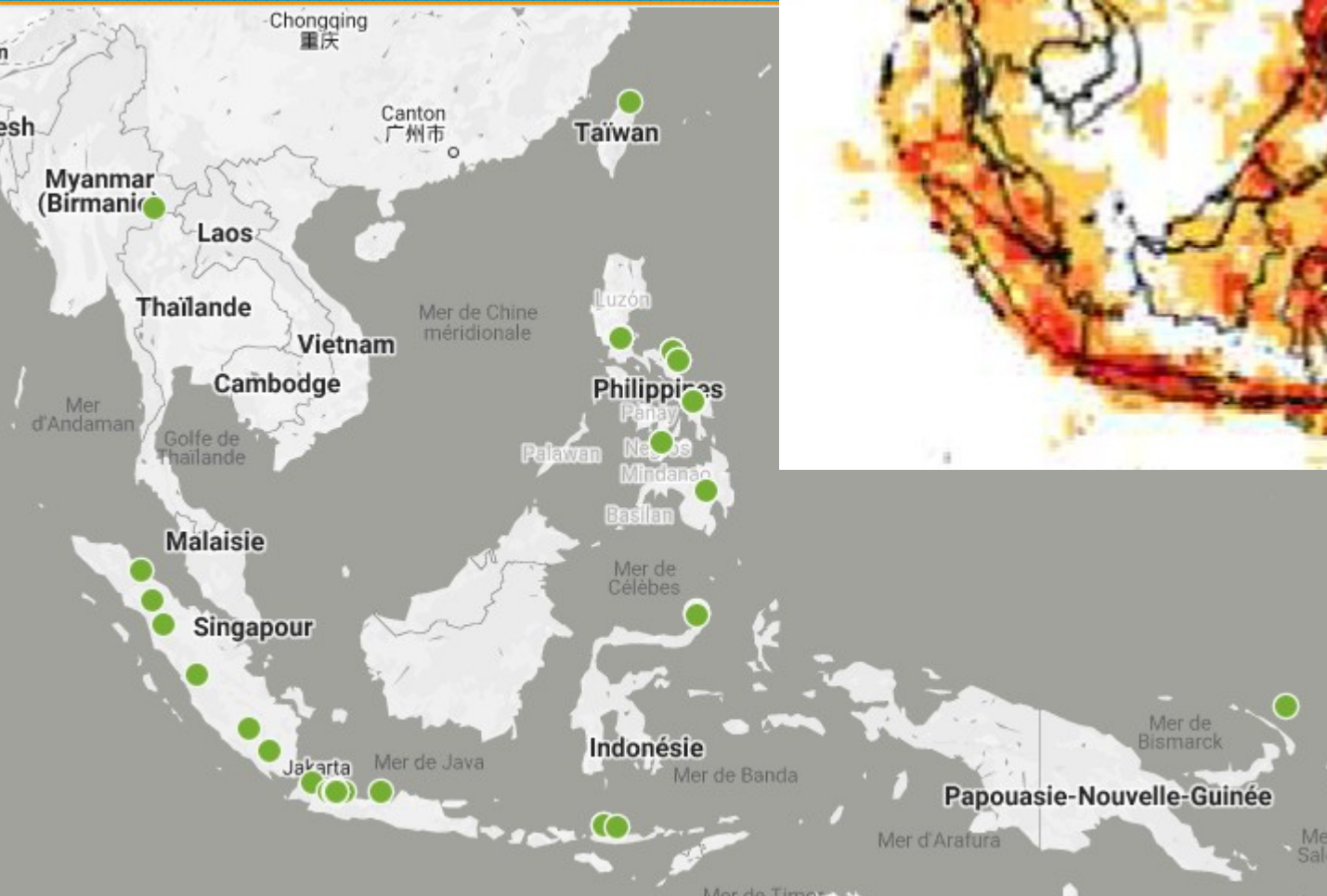


Solar





Geothermal



Sources:

Coro et Trumpy (2020)

<https://www.thinkgeoenergy.com/map/>

Conclusion

- Renewables: small fraction of capacity, large fraction of investment
- Solar good/very good everywhere.
- Hydro/geothermal/wind very good in many countries.

Topic presentations

- 10 mn presentation
- 2mn reply and comments
- 2mn reply and comments

Summary remarks

- Renewables key to reduce GHG emissions → 23% RE/TPES by 2025
- Renewables small share of capacity but big share of investment
- Vietnam renewables market boomed, others can follow easily

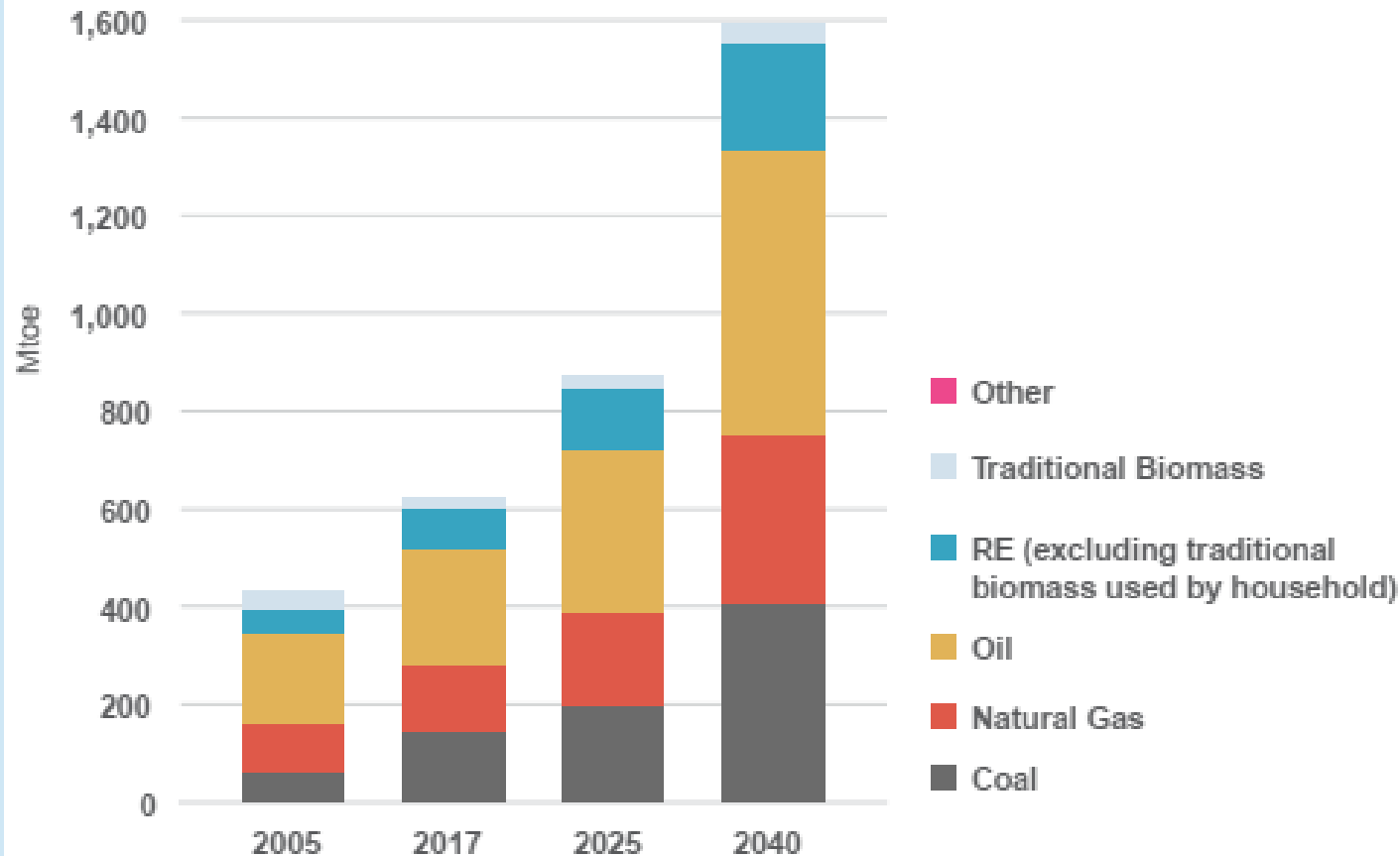
Technologies status

- Hydro first in Myanmar and Lao
- Geothermal hot in Philippines and Indonesia
- PV is good everywhere, but storage is not cheap yet.
 - SG: International trade, competition by innovation.
- Wind is the frontier
 - VN case: Need marine protection laws, going (too?) fast.
- Biofuel and Biomass: Sustainability is still in the future
 - ID case: It's the economy. Answer to high oil prices.

Extra slides

- ASEAN Primary Energy Supply Baseline
- Biomass policies in ASEAN
- ASEAN and ocean renewable energy

ASEAN Total Primary Energy Supply, Baseline Scenario



Biofuel and biomass

- Mandated biofuel policies in Indonesia, Philippines, Thailand, Malaysia
- Plans to mandate one in Cambodia, Lao PDR, Myanmar, Vietnam
- No plans in Brunei, Singapore

Ocean Renewable Energy


Quirapas et Taihagh 2021, RSER



TIDAL BARRAGE: Utilise energy from the difference in height between high and low tides.
Largest installation is 250 MW in South Korea.



TIDAL IN-STREAM: Leverages fast flowing currents to turn hydrokinetic turbines located underwater.
A 1.5 megawatt of tidal in stream facility was installed in Scotland in 2016.



WAVE: Produced from surface motion of ocean waves or from pressure fluctuations below the surface.
Ireland is the leading country in wave power development with 5 MW of installed capacity.

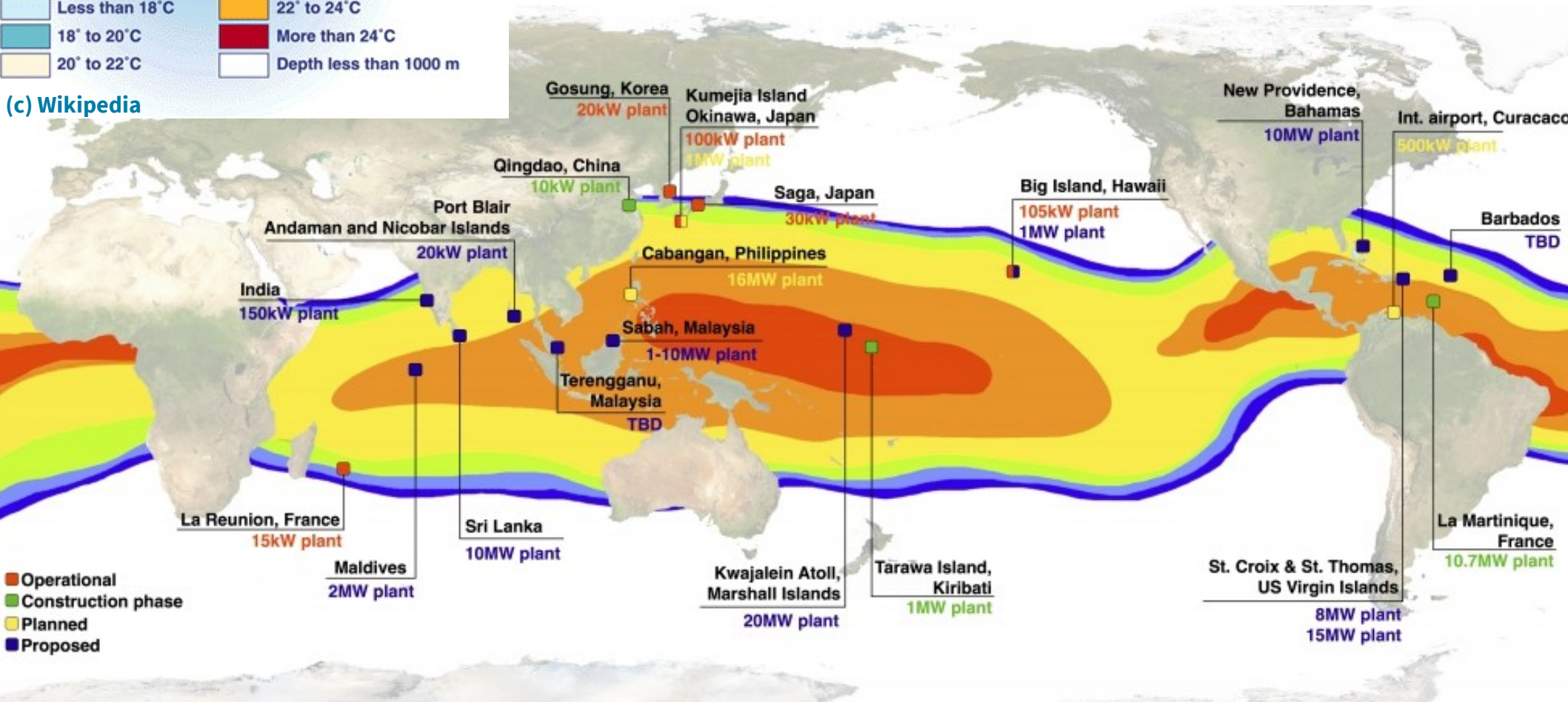



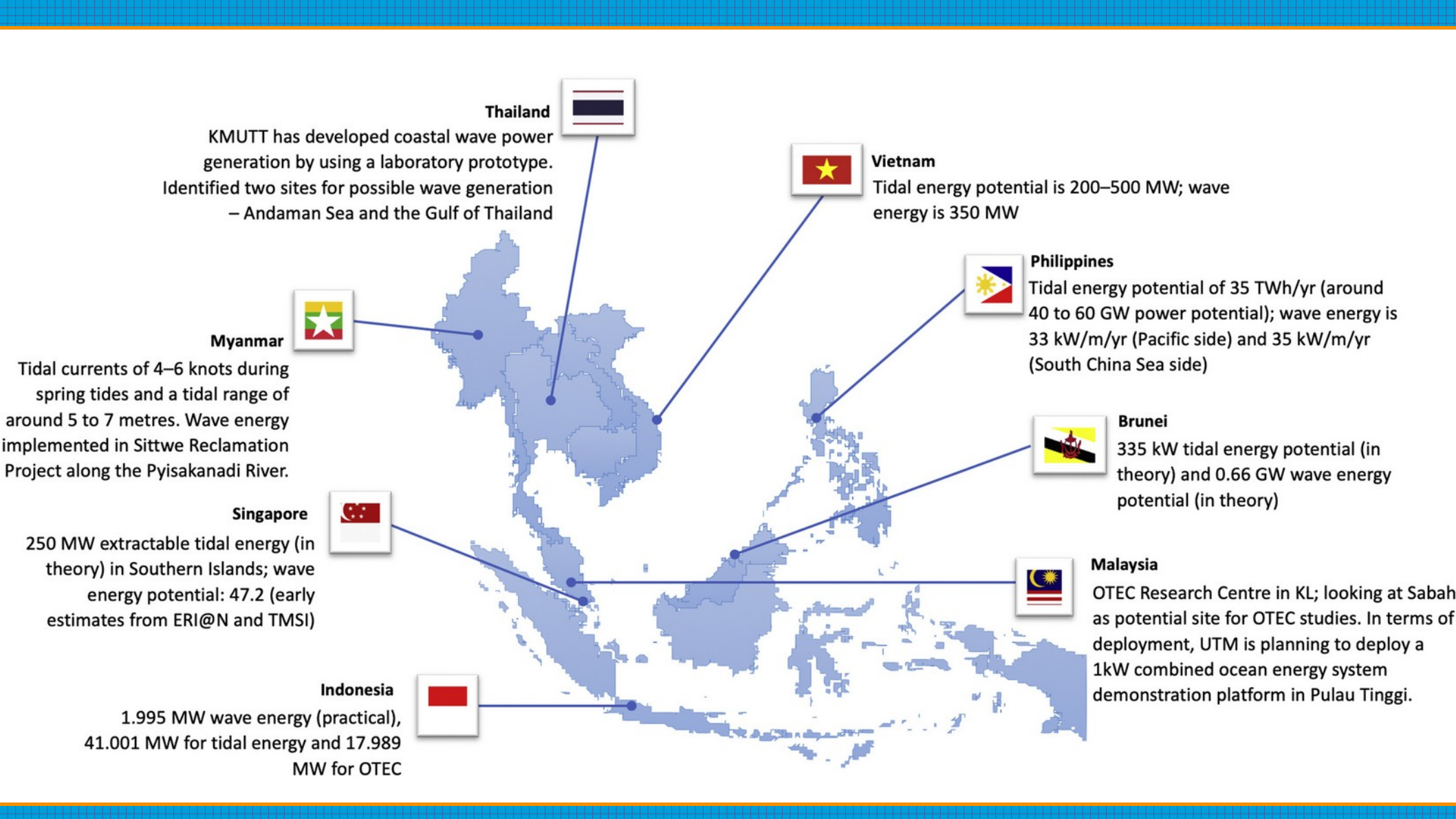
OCEAN THERMAL: Ireland is the leading country in wave power development with 5 MW of installed capacity.
Monaco has a 70 MW of ocean thermal power generation.



SALINITY GRADIENT: Available energy from the differences in salt concentration between fresh and seawater.
Salinity gradient is still in the emerging development stage with 50 kW facility in Netherlands.

Status of OTEC and Resource Assessment (Ikegami, 2017, OES)





Thailand

KMUTT has developed coastal wave power generation by using a laboratory prototype. Identified two sites for possible wave generation – Andaman Sea and the Gulf of Thailand



Vietnam

Tidal energy potential is 200–500 MW; wave energy is 350 MW



Philippines

Tidal energy potential of 35 TWh/yr (around 40 to 60 GW power potential); wave energy is 33 kW/m/yr (Pacific side) and 35 kW/m/yr (South China Sea side)



Brunei

335 kW tidal energy potential (in theory) and 0.66 GW wave energy potential (in theory)



Malaysia

OTEC Research Centre in KL; looking at Sabah as potential site for OTEC studies. In terms of deployment, UTM is planning to deploy a 1kW combined ocean energy system demonstration platform in Pulau Tinggi.



Myanmar

Tidal currents of 4–6 knots during spring tides and a tidal range of around 5 to 7 metres. Wave energy implemented in Sittwe Reclamation Project along the Pyisakanadi River.



Singapore

250 MW extractable tidal energy (in theory) in Southern Islands; wave energy potential: 47.2 (early estimates from ERI@N and TMSI)



Indonesia

1.995 MW wave energy (practical), 41.001 MW for tidal energy and 17.989 MW for OTEC

