



HAL
open science

Electronic State-to-State Modeling of a Recombining Nitrogen/Argon Plasma

Ulysse Dubuet, Pierre Mariotto, Christophe O. Laux, Marie-Yvonne Perrin

► **To cite this version:**

Ulysse Dubuet, Pierre Mariotto, Christophe O. Laux, Marie-Yvonne Perrin. Electronic State-to-State Modeling of a Recombining Nitrogen/Argon Plasma. The XXV Europhysics Conference on the Atomic and Molecular Physics of Ionized Gases, Jul 2022, Paris, France. hal-04483562

HAL Id: hal-04483562

<https://hal.science/hal-04483562>

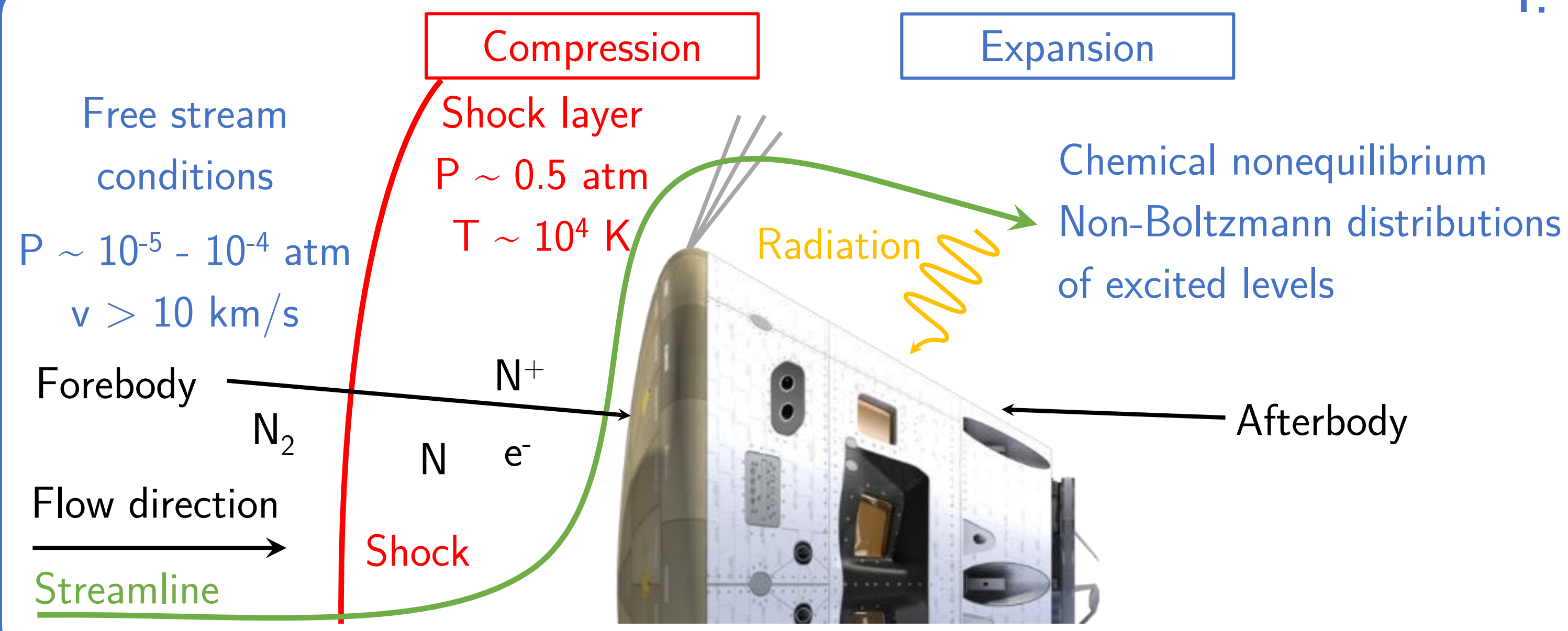
Submitted on 29 Feb 2024

HAL is a multi-disciplinary open access archive for the deposit and dissemination of scientific research documents, whether they are published or not. The documents may come from teaching and research institutions in France or abroad, or from public or private research centers.

L'archive ouverte pluridisciplinaire **HAL**, est destinée au dépôt et à la diffusion de documents scientifiques de niveau recherche, publiés ou non, émanant des établissements d'enseignement et de recherche français ou étrangers, des laboratoires publics ou privés.



I. Context



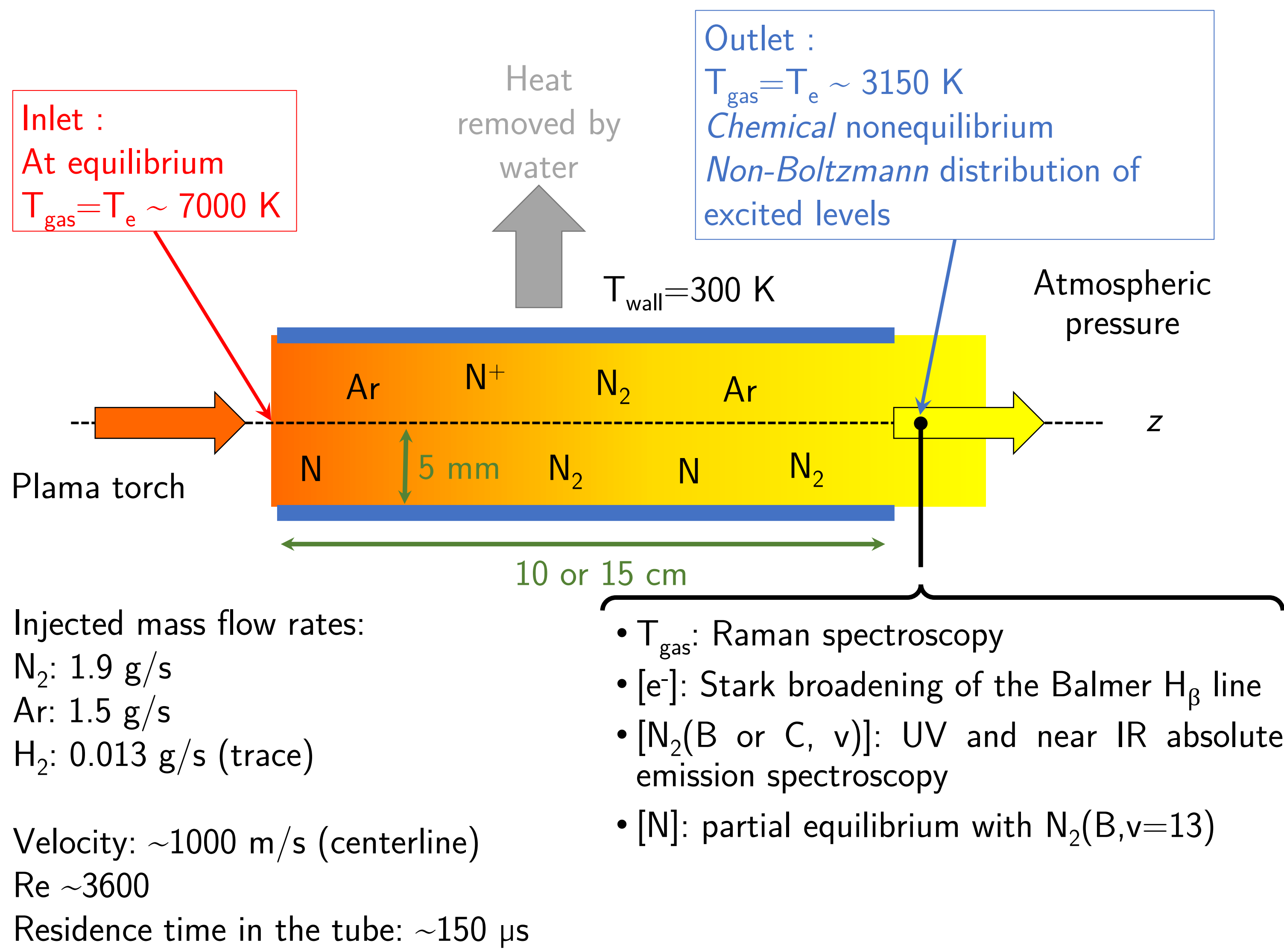
Radiative heat flux on afterbody heatshield is poorly known, which leads to **oversizing of heatshield** (up to 50% of total heatshield mass [1]).

Radiative heat flux is controlled by **atomic recombination**.

Our goal is to **model atomic recombination** of N with a Collisional Radiative (CR) model **validated versus experiments** in a recombination tube. A **vibronic-specific** and an **electronic-specific CR models** are presented and compared.

II. Experiment

Recombination tube experiment [4,5] designed to study N-atom recombination:



Injected mass flow rates:

N₂: 1.9 g/s
Ar: 1.5 g/s
H₂: 0.013 g/s (trace)

Velocity: ~1000 m/s (centerline)
Re ~3600

Residence time in the tube: ~150 μs

- T_{gas}: Raman spectroscopy
- [e⁻]: Stark broadening of the Balmer H_β line
- [N₂(B or C, v)]: UV and near IR absolute emission spectroscopy
- [N]: partial equilibrium with N₂(B, v=13)

III. State-to-State (StS) Models

Comparison between a vibronic-specific StS CR model [6] and the reduced electronic-specific StS CR model assuming Boltzmann distributions of the vibrational levels.

Species	Vib.-specific	Elec.-specific
N	142 levels (ungrouped)	142 levels (ungrouped)
Ar	3 level	1 level
N ₂	X, v ≤ 48 ; A, v ≤ 30 B, v ≤ 33 ; C, v ≤ 28 W, v ≤ 39 ; B', v ≤ 57 A', v ≤ 6 ; a, v ≤ 50 a', v ≤ 58 ; b, v ≤ 48	10 electronic levels
N ⁺	1 level	1 level
Ar ⁺	1 level	1 level
N ₂ ⁺	X, v ≤ 63 ; A, v ≤ 65 B, v ≤ 37	3 electronic levels
Electrons	-	-

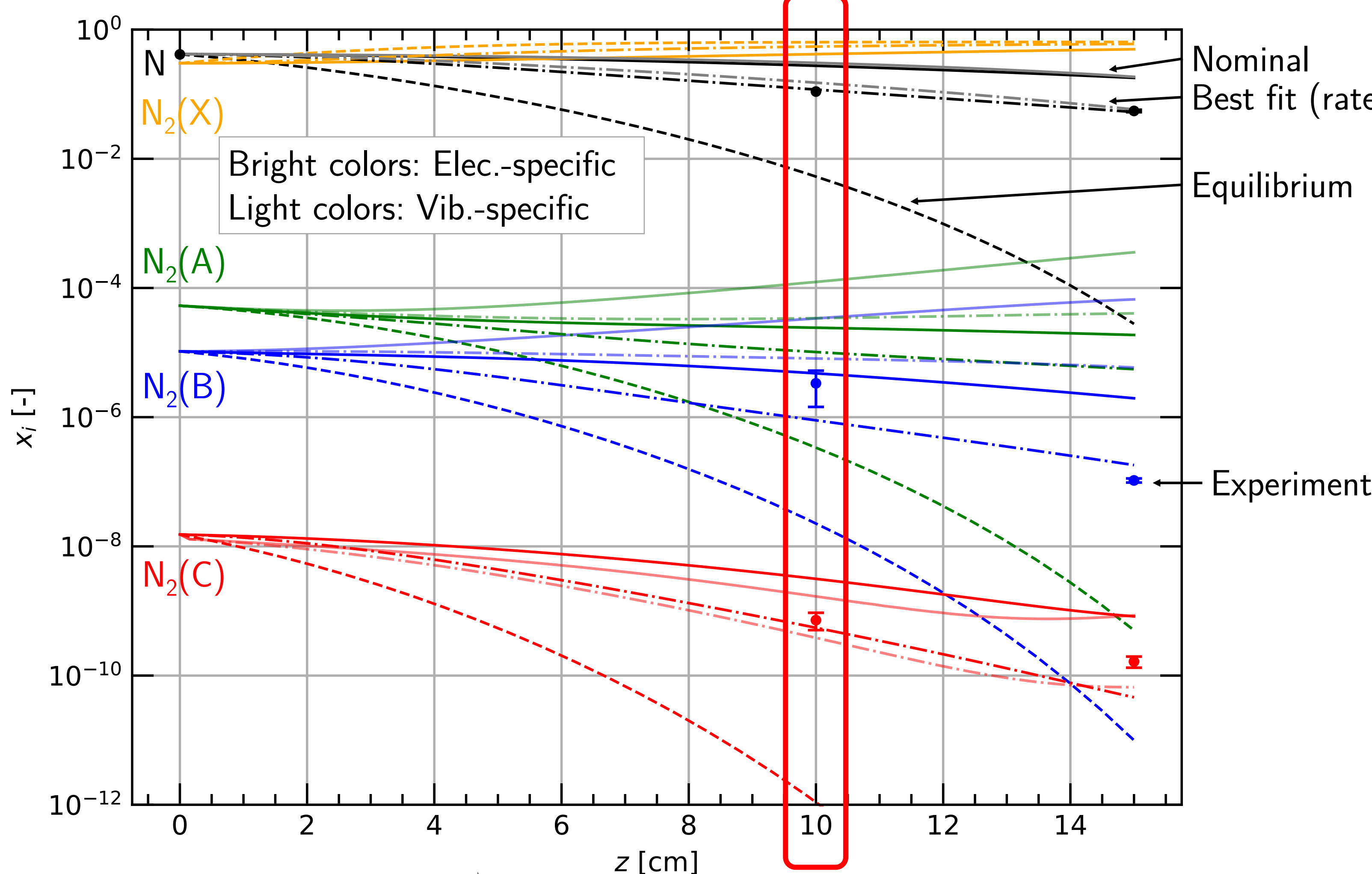
Processes included:

- Excitation
- Dissociation
- Ionization
- Predissociation
- Dissociative Recombination
- Charge exchange
- Quenching, Energy Transfer and Pooling
- Radiation

699 species vs 161 species
241,841 reactions vs 12,143 reactions

IV. Results

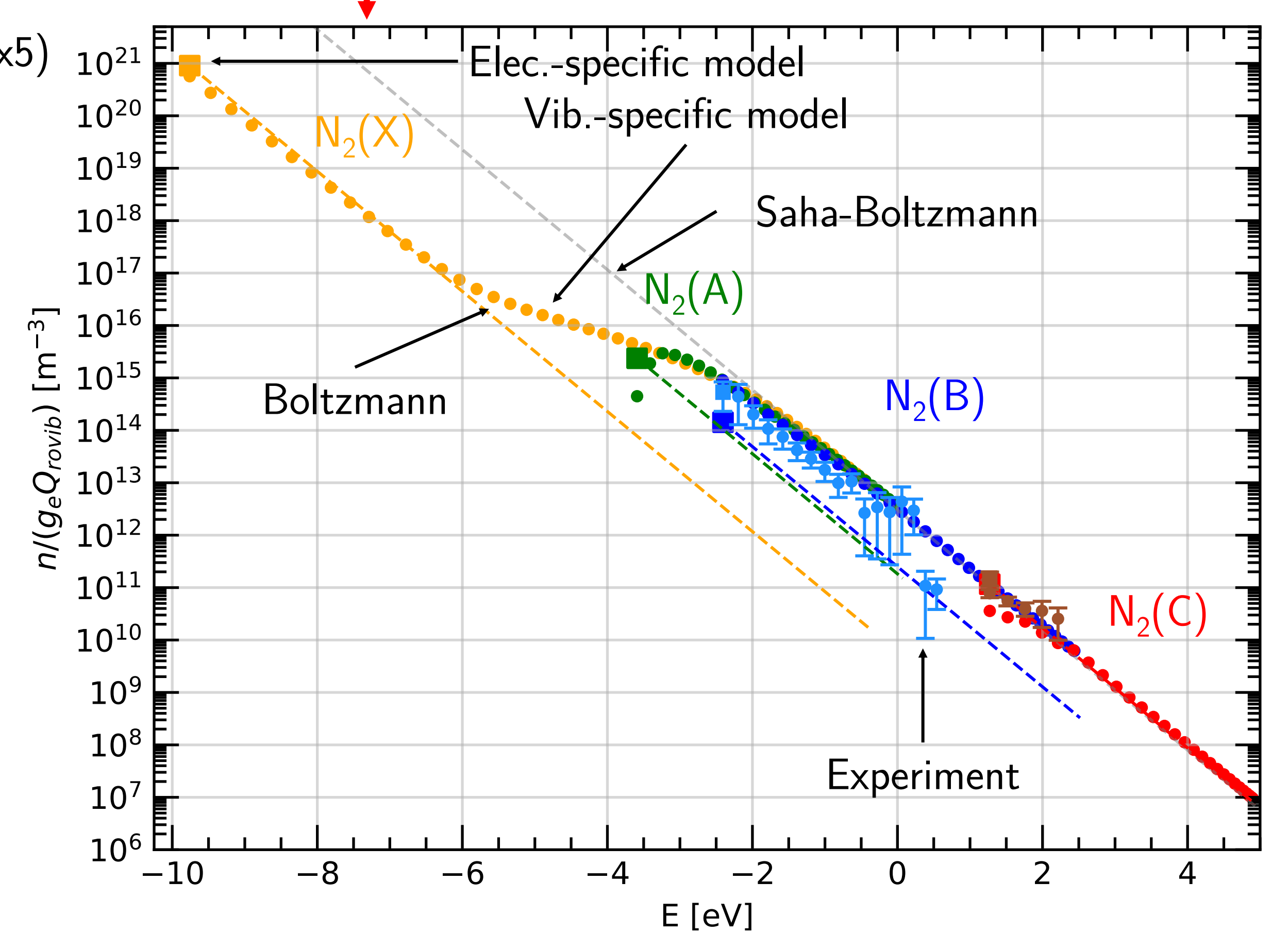
Computed Mole Fractions



Differences between measurements and models results (best fit simulation) at 10 and 15 cm:

	N	N ₂ (B)	N ₂ (C)
Elec.-specific	<1% ; ~6%	Factor 20 ; ~71%	~24% ; Factor 3.5
Vib.-specific	~36% ; ~16%	Factor 2.5 ; Factor 56	~50% ; Factor 2.4

Boltzmann Plot at z = 10 cm
(Best fit simulation)



V. Conclusions

We reduced a vibronic-specific StS CR model into an electronic-specific StS CR model assuming Boltzmann distributions of the vibrational levels and compared them with absolute population measurements in a N₂/Argon recombining plasma. The reaction rate coefficients should be multiplied by 5 to correctly predict N recombination.

Both models predict N and N₂(C) populations within a factor 4. There are larger discrepancies for N₂(B), due to the partial equilibrium between N₂(B, v) and N₂(A, v ≥ 8) that are not captured by electronic-specific StS CR models.

Future work will include concatenation of the electronic-specific model with NO electronic-specific model [7] and comparison with measurements in an Air/Argon mixture.

References

- [1] Pavlosky J. E. and L. G. St Leger, 1974, NASA TN-7564
 [2] West, T. K., C. O. Johnston, and S. Hosder, 2017, JTH, 31(2):294-306
 [3] Johnston, C. O. and A. M. Brandis, 2015, JSR, 52(1):105-19
 [4] Tibère-Inglesse, A. C. et al., 2019, PSST, 28 (7): 075018
 [5] Tibère-Inglesse, A. C. et al., 2021, PSST, 30 (12): 125020
 [6] Mariotto P., 2022, Ph.D. thesis, Université Paris-Saclay
 [7] Dubuet U., Mariotto P., Perrin M.-Y., Laux C. O., 2021, AIAA SciTech 2021 Forum, AIAA 2021-0445