



**HAL**  
open science

# Sufficiency, Efficiency, Substitutions: Relative effectiveness to reduce the carbon footprint of France by 2050

Bruno Fontaine, Antoine Teixeira, Julien Lefevre, Fanny Vicard

## ► To cite this version:

Bruno Fontaine, Antoine Teixeira, Julien Lefevre, Fanny Vicard. Sufficiency, Efficiency, Substitutions: Relative effectiveness to reduce the carbon footprint of France by 2050. Sixteenth IAMC Annual Meeting, Nov 2023, Venezia, Italy. hal-04483018

**HAL Id: hal-04483018**

**<https://hal.science/hal-04483018>**

Submitted on 28 Feb 2024

**HAL** is a multi-disciplinary open access archive for the deposit and dissemination of scientific research documents, whether they are published or not. The documents may come from teaching and research institutions in France or abroad, or from public or private research centers.


L'archive ouverte pluridisciplinaire **HAL**, est destinée au dépôt et à la diffusion de documents scientifiques de niveau recherche, publiés ou non, émanant des établissements d'enseignement et de recherche français ou étrangers, des laboratoires publics ou privés.



# Sufficiency, Efficiency, Substitutions: Relative effectiveness to reduce the carbon footprint of France by 2050

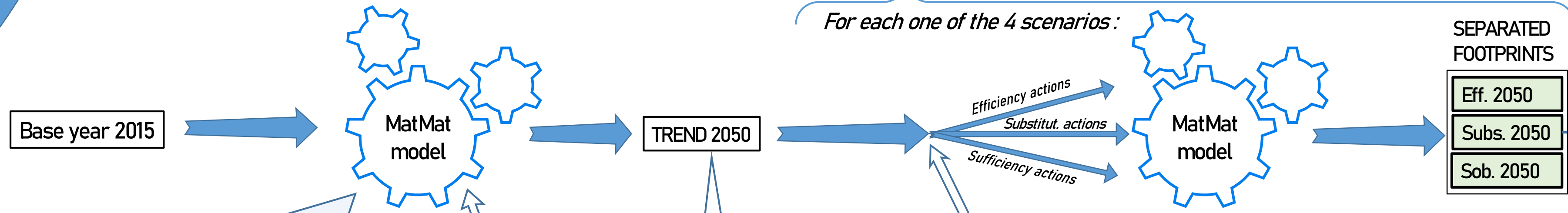
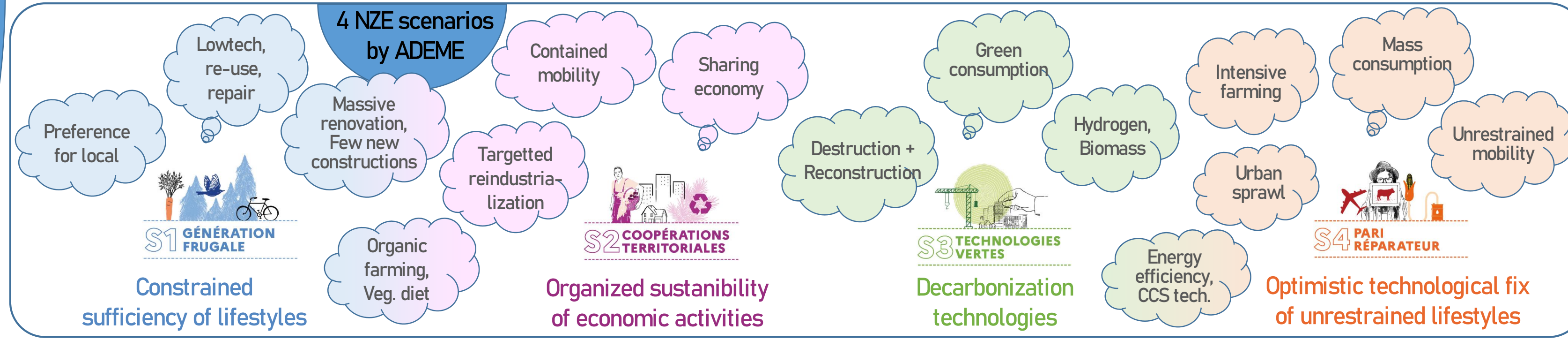
Bruno FONTAINE<sup>1</sup> - Antoine TEIXEIRA<sup>2,4</sup> - Fanny VICARD<sup>4</sup> - Julien LEFEVRE<sup>2,3</sup>

<sup>1</sup> SMASH / <sup>2</sup> CIRED / <sup>3</sup> AgroParisTech / <sup>4</sup> ADEME



## Motivations

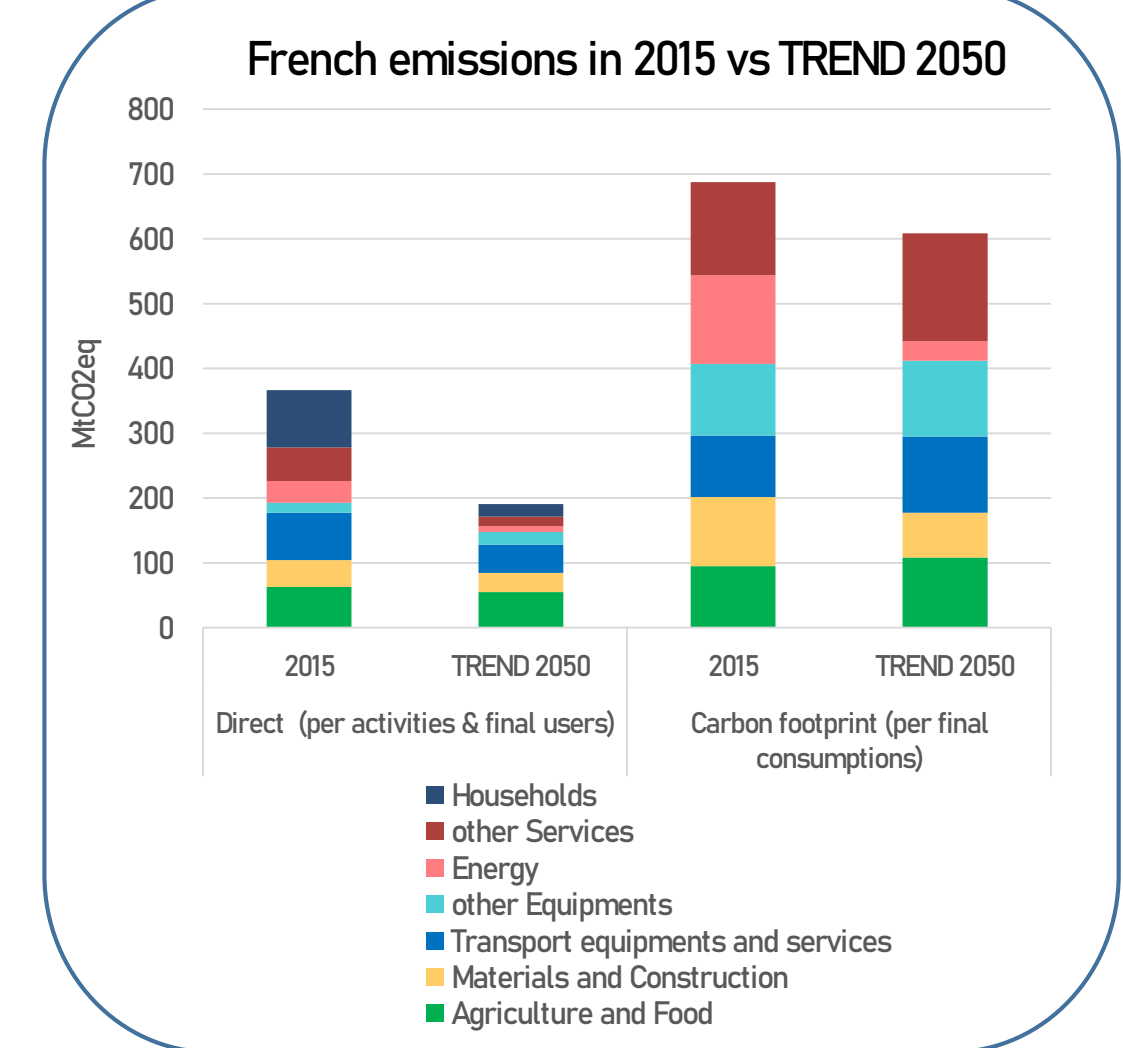
- NZE target = canceling domestic (direct) emissions. But western countries' footprints are largely imported, and generally no concerns about footprints in transition scenarios.
- NZE scenarios =
  - Decarbonizing energy systems
  - Energy efficiency gains
  - Material efficiency & circular economy
  - Shifting imports origins
  - Consumptions habits, sufficiency on demand and supply sides
- Here we discuss the relative effectiveness of each mitigation option.



MatMat = Single Region input-output + hybrid fluxes (kt / ktOE / € / tCO2eq)

	Activities (Z)	Final Demand (FD)
Produced domestically	Raw materials (kt, ktOE)	activities
Consumptions	Energy (ktOE)	
imported	Materials (kt)	INVESTMENTS
		MATRIX
Emissions	Direct emissions of production	Direct emissions of final users
imp. dom.	GHG content of intermediary imports	GHG content of imports for final demand

- Calibration:**
- Exiobase + national statistics for France (2015, 2019)
  - Hybrid multi-layers description.
  - Recycled and primary materials.
  - Investments matrix
- Emissions:**
- GHG = CO<sub>2</sub>, CH<sub>4</sub>, N<sub>2</sub>O (from combustion, industrial processes and agriculture)
- Projection:**
- Exogenous deformation with BU data
  - Soft coupling with macroeconomic model outputs



BU projections (vs TREND) after classification of actions:

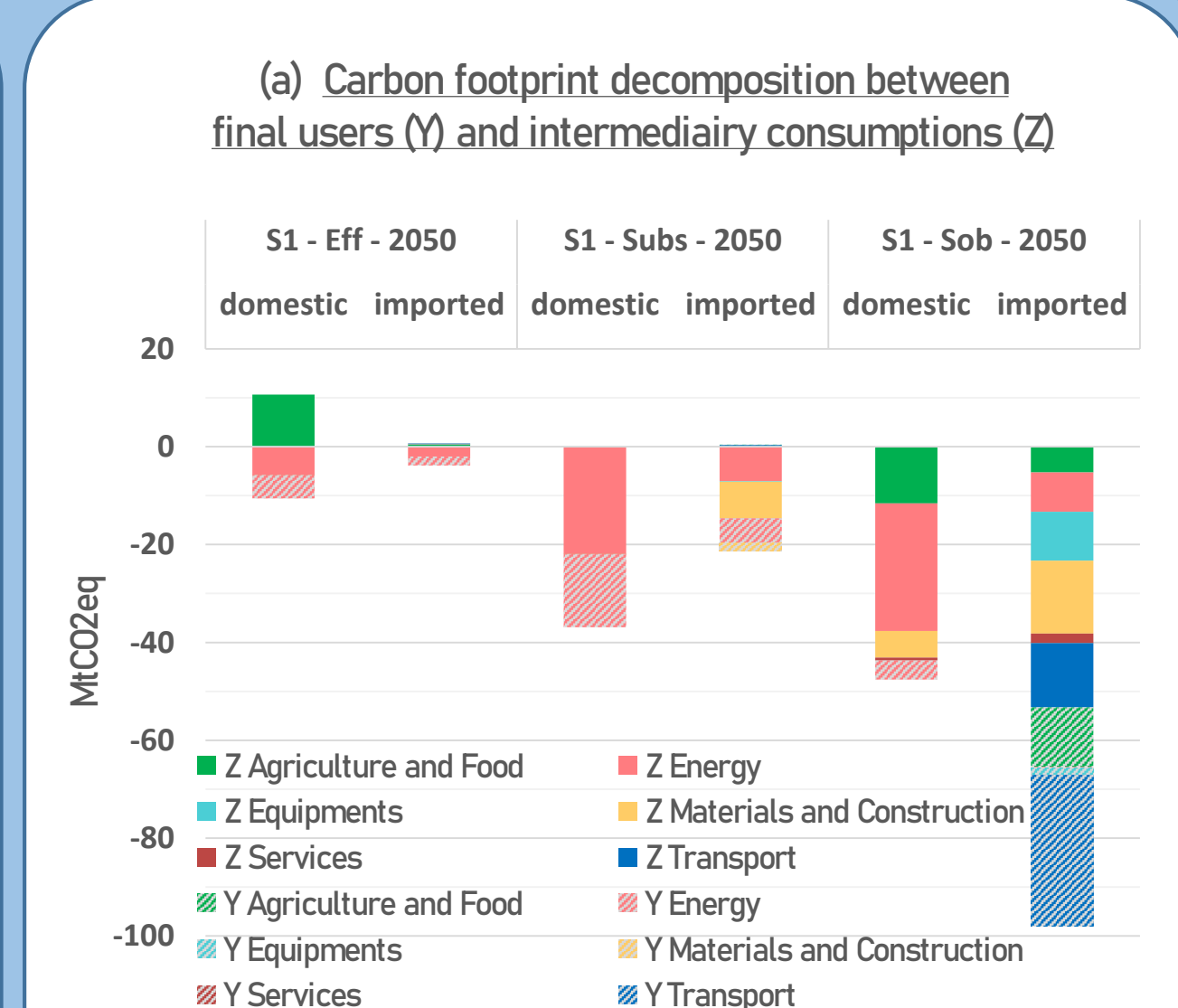
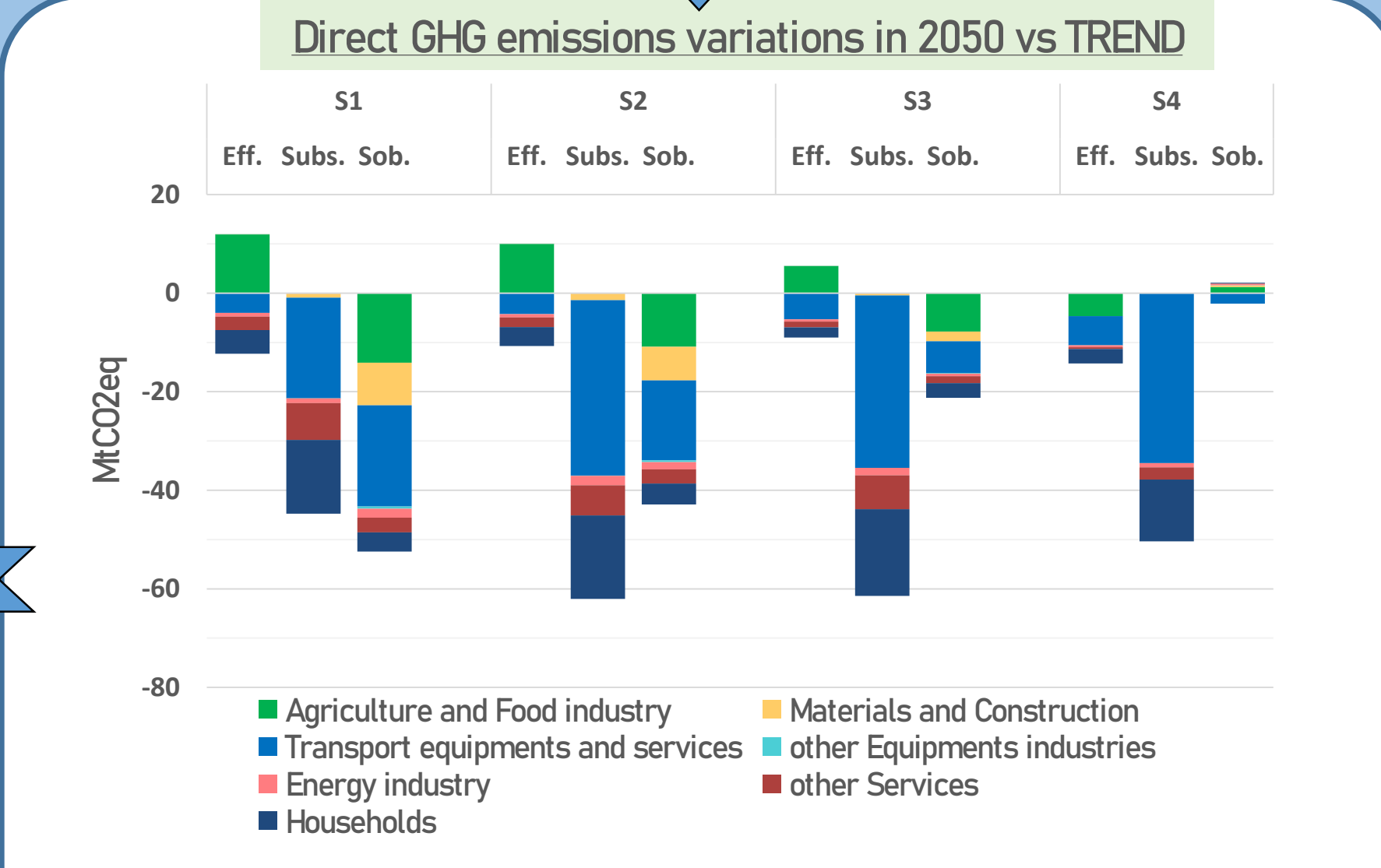
	Food	Buildings	Housing	Energy	Transport	Materials
<b>Efficiency</b>	Yields of animal production.	Performance of heating systems (kWh/m2)	Performance of heating systems (kWh/m2). Consumption of home appliances (kWh/unit)	Fill rates of freight by road.	Energy efficiency gains by mode.	
<b>Substitution</b>	Changing energy sources (electrification of heating)	Changing energy sources (electrification of heating)	Share of biofuel, biogas, renewable etc.	Use of wood for energy.	Use of recycled materials.	Use of wood. Mass of batteries in EV.
<b>Sufficiency</b>	Reduction of chemicals inputs in agriculture. Veg. diet.	New constructions (m2). Surface of stock (heating) (m2)	New constructions (m2). Number of home appliances (cf. energy).	Total gas, oil and elec. consumption - tions of households	Passengers & freight fluxes per mode (modal shift and total). Fill rates of passengers transports.	Average mass of cars (kg). Material substitution to lighten cars.

Images: flaticon.com, Freepik

## Results

Compared to TREND 2050:

- Weak effect of efficiency. Most effective lever on direct emissions = Substitutions (changes to « green » technological alternatives). => in all scenarios in transport services and buildings/households.
- Sufficiency can have strong effects on footprint (S1 & S2) compared to direct emissions (up to x3) because of high imports rates of final and intermediary material consumptions (a), largely driven by FD levels decrease (b). => in S1-Sob, FD explains 80% of CF drop (55% via imports only).
- As the 3 levers can be cumulated without eviction and substitution effect being similar in all scenarios, the more sufficiency actions are implemented, the bigger the drop on footprint.
- Scenarios' philosophies are retrieved in results. In terms of « final services », ranking of CF reduction potentials through sufficiency is: transport > gov + services > food > housing > equipments.



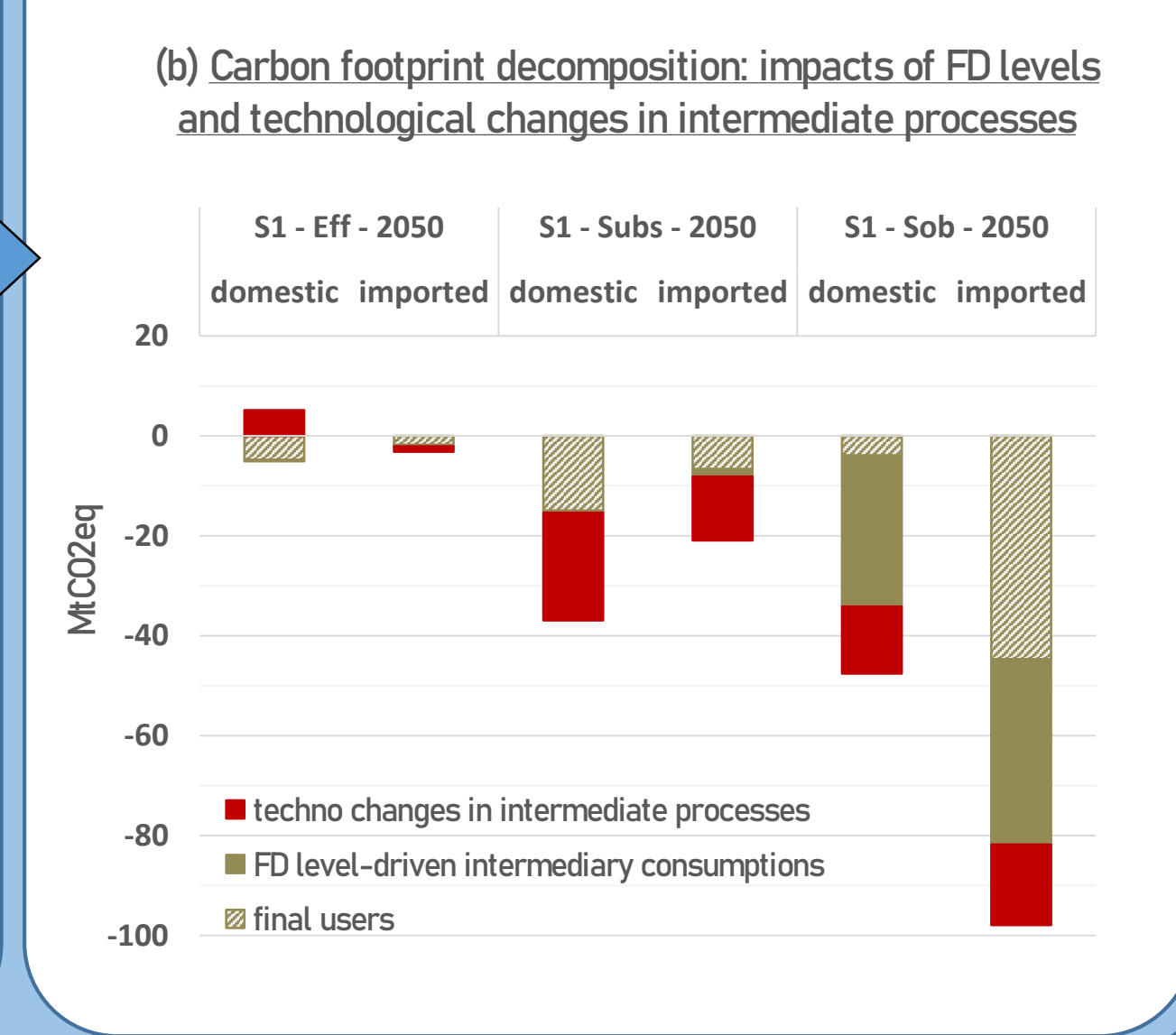
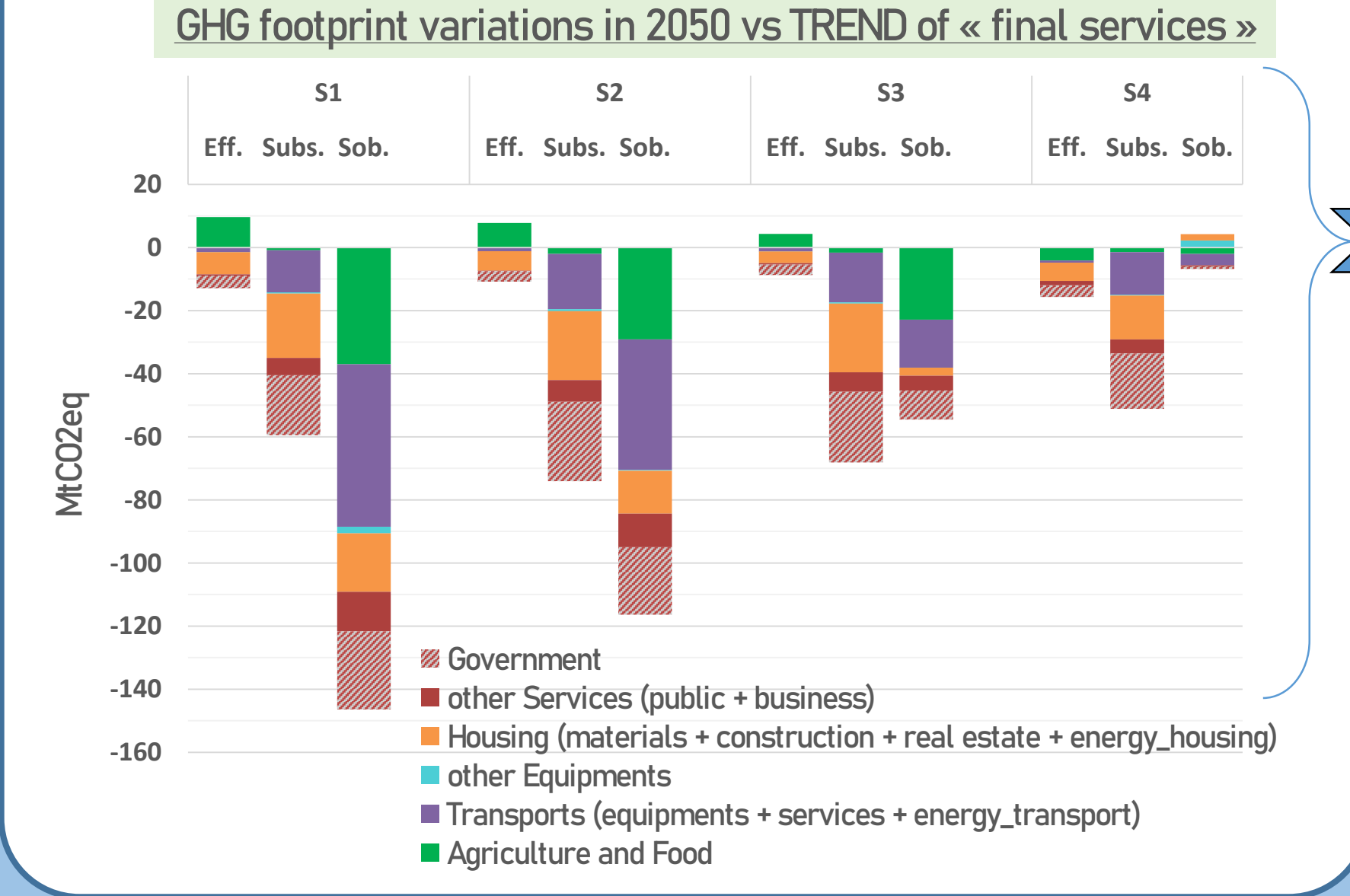
## Future work

IDEAS IN THE SHORT TERM:

- Extend projections to more energy and non-energy consumptions.
- Analyse material footprints.

IDEAS IN THE LONG TERM:

- Disantangle macroeconomic consequences of sufficiency / efficiency / substitutions in TREND 2050 and define BU projections vs 2015.
- Study economic impacts of sufficiency BU actions.
- Post-growth scenarios, through demand and supply sides actions.



**References**

← ADEME scenarios

MatMat model technical reports →

Contact: fontaine@smash.fr