



HAL
open science

Cumulant Green's function methods for molecules

Pierre-François Loos, Antoine Marie, Abdallah Ammar

► **To cite this version:**

Pierre-François Loos, Antoine Marie, Abdallah Ammar. Cumulant Green's function methods for molecules. 2024. hal-04479130

HAL Id: hal-04479130

<https://hal.science/hal-04479130>

Preprint submitted on 27 Feb 2024

HAL is a multi-disciplinary open access archive for the deposit and dissemination of scientific research documents, whether they are published or not. The documents may come from teaching and research institutions in France or abroad, or from public or private research centers.

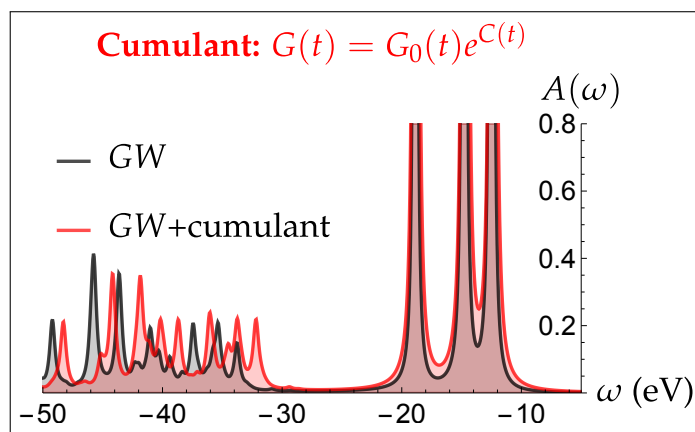
L'archive ouverte pluridisciplinaire **HAL**, est destinée au dépôt et à la diffusion de documents scientifiques de niveau recherche, publiés ou non, émanant des établissements d'enseignement et de recherche français ou étrangers, des laboratoires publics ou privés.

Cumulant Green's function methods for molecules

Pierre-François Loos,^{a)} Antoine Marie,^{b)} and Abdallah Ammar^{c)}

Laboratoire de Chimie et Physique Quantiques (UMR 5626), Université de Toulouse, CNRS, UPS, France

The cumulant expansion of the Green's function is a computationally efficient beyond- GW approach renowned for its significant enhancement of satellite features in materials. In contrast to the ubiquitous GW approximation of many-body perturbation theory, *ab initio* cumulant expansions performed on top of GW ($GW+C$) have demonstrated the capability to handle multi-particle processes by incorporating higher-order correlation effects or vertex corrections, yielding better agreements between experiment and theory for satellite structures. While widely employed in condensed matter physics, very few applications of $GW+C$ have been published on molecular systems. Here, we assess the performance of this scheme on a series of 10-electron molecular systems (Ne, HF, H₂O, NH₃, and CH₄) where full configuration interaction estimates of the outer-valence quasiparticle and satellite energies are available.



I. INTRODUCTION

The cumulant expansion is a versatile mathematical and theoretical tool that finds applications in various fields of physics.¹ From a mathematical point of view, the cumulant expansion is an alternative to the moments for characterizing a probability distribution function. It is often employed to obtain fluctuation and/or correlation functions beyond the mean-field approximation and is particularly valuable in dealing with many-body phenomena via the inclusion of higher-order effects. It has been shown to be useful for understanding a wide range of physical phenomena across different energy scales, from the quantum realm to the cosmological scales. For example, cumulant-based approaches have been developed and applied in quantum field theory,² statistical physics,³ plasma physics,⁴ optics,⁵ photonics,⁶ cosmology,⁷ and many others.

In condensed matter physics, the cumulant expansion has been particularly fruitful and is often used in the framework of Green's function theory.^{8–10} Cumulant-based Green's function methods have been instrumental in providing a better description of satellite peaks in the context of photoemission spectroscopy of materials.^{11–29} Compared to the GW approximation of many-body perturbation theory,^{12,30–33} the cumulant form yields better agreements between experimental observations

and theoretical predictions for satellite structures, effectively reproducing the series of multiple satellites observed, for instance, in the photoemission spectrum of sodium^{11,23,29} and silicon.^{16,17,22,24,26,34,35} The cumulant expansion has also been successfully employed to model x-ray photoemission spectra that probe core electrons.^{36–40} This success can be understood thanks to the close connection of the cumulant ansatz with electron-boson models (see below).^{8,41–44} Indeed, satellites are many-body electronic excitations that go beyond the single-particle picture and the inclusion of higher-order correlation effects is required.^{45,46} In this context, cumulants are employed to approximate the higher-order terms (or vertex corrections) in the expansion of the one-body Green's function G . Developments around *ab initio* cumulant expansions are still ongoing and constitute an area of active research,^{47–50} especially for extensions to strongly correlated materials.⁵¹

The fundamental concept behind the cumulant expansion is an exponential ansatz for the one-body Green's function in the time domain

$$G(t) = G_0(t)e^{C(t)} \quad (1)$$

where $G_0(t)$ represents a reference Green's function and $C(t)$ is the so-called cumulant. This exponential ansatz shares obvious similarities with coupled-cluster (CC) theory⁵² and quantum Monte Carlo.^{53,54} The cumulant expansion generates a Poisson series of satellites in the spectral function $A(\omega) = \pi^{-1}|\text{Im} G(\omega)|$, which establishes a direct link to experimental photoemission spectra via its connection to the photocurrent.^{8,17,20,23,29,40,55} In practice, the central component of the cumulant is the GW self-energy, aligning the procedure and computational cost of a

^{a)}Electronic mail: loos@irsamc.ups-tlse.fr

^{b)}Electronic mail: amarie@irsamc.ups-tlse.fr

^{c)}Electronic mail: aammar@irsamc.ups-tlse.fr

cumulant calculation with that of GW . The GW +cumulant approach (henceforth GW +C) can thus be seen as an economical post-treatment that goes beyond the GW approximation.

The cumulant has been also employed in realistic molecular systems^{35,56,57} but much less than in solids. Our goal here is to assess how this approach performs in the context of molecular systems, where highly-accurate reference data for outervalence quasiparticle and satellite energies are available.⁵⁸

Our manuscript is organized as follows. In Sec. II, we discuss several key developments and applications of the cumulant expansion in condensed matter physics before delving into the definition of the Green's function in Sec. III and the derivation of the cumulant expansion in Sec. IV. Section V reports a detailed derivation of the cumulant expansion based on the GW self-energy. In Sec. VI, we compute quasiparticle and satellite energies on a series of 10-electron molecular systems (Ne, HF, H₂O, NH₃, and CH₄), as well as their corresponding spectral functions. Various comparisons are proposed to gauge the quality of these physical quantities. Our conclusions are drawn in Sec. VII

II. SHORT REVIEW

Fundamentally, the cumulant approach is rooted in electron-boson (or polaron) models where one or more fermions are coupled to bosons. In 1970, Langreth,⁴² building upon the work of Nozieres and De Dominicis,³⁶ studied a simple electron-boson model where a deep core electron is coupled with bosonic excitations. He successfully provided the exact solution to this model, the spectral function revealing a quasiparticle peak accompanied by a series of satellites following a Poissonian distribution, the corresponding Green's function having the form of Eq. (1).⁴² This forms the basis of the cumulant ansatz.

One year before this, Lundqvist had shown that the approximate solution of this model, correct up to second order, is closely linked to the GW approximation.⁴¹ The exact solution clearly evidences that the GW approximation provides a good description of the quasiparticle peak but a poor description of the satellite region, GW predicting one broad, wrongly-placed peak for the incoherent part of the spectrum. This so-called plasmaron, initially thought to be a novel type of quasiparticle excitation resulting from strong coupling between electrons and plasmons,⁴¹ was later attributed to a spurious solution of the Dyson equation or an artifact introduced by GW which disappears at higher levels of theory.

The plasmaron was actually first observed in the uniform electron gas (UEG) by Hedin, Lundqvist, and coworkers,⁵⁹⁻⁶³ before being identified in the spectrum of core electrons.⁴¹ Despite claims and reports asserting the observation of the plasmaron,^{64,65} recent consensus suggests its non-existence in materials. The spurious prediction of the plasmaron highlights GW 's limitations in describing plasmon satellites. We refer the interested reader to Ref. 66 for an exhaustive discussion about the plasmaron.

Langreth's polaron model provided crucial theoretical insights and found early applications in core-level spectroscopy. Building upon Langreth's work, Hedin^{8,44,67} went on to gener-

alize the electron-boson model, occasionally termed a quasi-boson model, to the valence region. This extension includes dispersion or recoil effects, enhancing the model's applicability. Interestingly, Hedin's model shares close similarities with the electron-boson Hamiltonian used by Tölle and Chan⁶⁸ to highlight the connections between GW and CC theory (see also Refs. 69 and 70).

In 1996, Aryasetiawan *et al.*¹¹ made a convincing comparison between the experimental valence photoemission spectra of sodium and aluminum and the spectra simulated via the *ab initio* cumulant expansion. The shortcomings of GW became evident, generating only one plasmon satellite at a considerably larger binding energy. In contrast, the cumulant expansion remarkably enhanced the spectral function, notably revealing multiple plasmon satellite structures and improving the satellite positions to align closely with experimental observations. However, the improvement in intensities was comparatively modest. One reason behind this observation is the absence of considerations for extrinsic and interference effects, which predominantly impact intensities. This study likely marks the first exploration of first principles cumulant-based calculations that specifically address satellite features, moving beyond the paradigmatic UEG model. Despite the cumulant's exactness for core ionizations,^{42,55} the study reveals its surprising effectiveness for valence electrons.

One year later, Holm and Aryasetiawan conducted a thorough study on the impact of self-consistency within the cumulant approach applied to the UEG.⁷¹ Comparing the self-consistent (sc) versions of GW and GW +C revealed that (i) sc GW and sc GW +C yield similar quasiparticle energies with a small impact of the self-consistency, (ii) while the effects on satellite positions is marginal at the sc GW +C level, there are notable modifications in intensity, and (iii) the improvement brought by self-consistency is more significant at the GW level, the satellite structure becoming more realistic. In short, despite the small impact on satellites, the study highlights the nuanced effects of self-consistency within the cumulant approach, especially concerning the enhancement of plasmon satellite structure.

Following a period of relative quiet, Lucia Reining's and John Rehr's groups revived the general interest in GW +C, applying this approach to semiconductors, specifically silicon.¹⁷ The spectral function produced by the cumulant expansion revealed multiple satellites in the valence band photoemission spectrum that eluded accurate description by GW alone. This study reports the estimation of extrinsic, intrinsic, and interference effects, showcasing impressive agreement between theory and experiment. Indeed, to compare theoretical calculations with experimental data, the intrinsic spectral function alone is insufficient. Extrinsic losses, stemming from the scattering of the outgoing electron on its way to the detector, and interference effects between extrinsic and intrinsic contributions have to be considered. Notably, Ref. 17 highlights the shortcomings of GW that were attributed to the plasmaron (see above). They also suggested that GW might be more effective in cases where a sharp plasmaron is not formed, such as in the context of local plasmon structures within strongly correlated materials.

In a subsequent investigation, detailed in Ref. 20, the group

extended their work to graphite, maintaining a similar approach to Ref. 17. Their data revealed multiple satellite replicas of intrinsic origin, augmented by extrinsic losses. Note that, in this material possessing more than one significant plasmon, there was no manifestation of a plasmaron at the GW level. In lower-dimensional materials such as doped graphene¹⁸ and the two-dimensional version of the UEG,⁷² Steven Louie’s group showed that GW also predicts a plasmaron while $GW+C$ demonstrates commendable accuracy in reproducing satellite features.

In 2014, Kas, Rehr, and Reining introduced a variation of the cumulant expansion employing the retarded Green’s function instead of the time-ordered Green’s function, with a first application on the UEG.²¹ In the time-ordered ansatz of the cumulant, there is a decoupling between electron and hole branches, yielding “asymmetric” spectral functions. The separation of the electron and hole branches proves justified for core levels. However, this becomes a significant limitation near the Fermi level. Overcoming this limitation is challenging, as attempts to surpass the basic cumulant often result in issues, such as negative spectral functions.⁴³

Another interesting paper from Reining’s and Rehr’s groups was published one year later.²³ It deals with dynamical effects from a general perspective, focusing on the generation of new structures, such as satellites, arising from Coulomb interactions resulting from the coupling of excitations. The study presents a unified derivation of GW and $GW+C$ based on the equation-of-motion (EOM) formalism and reports a specific examination of bulk sodium in both valence and core regions, emphasizing the crucial role of self-consistency, particularly in the core region. The study demonstrates good agreement with experimental results when the intrinsic spectral function is adjusted for extrinsic and interference effects (see above). Although suitable for electron-hole satellites, the authors also point out the limitations $GW+C$ for hole-hole satellites, as observed in nickel.⁷³ Interestingly, they outlined how one can apply the cumulant expansion to the two-body Green’s function. This extension of the cumulant approach was further investigated and developed by Cudazzo and Reining to describe phenomena like double plasmon satellites or exciton-exciton coupling within the Bethe-Salpeter formalism.^{48,49}

In 2016, McClain *et al.*⁷⁴ presented a notable study comparing the spectral function obtained at the CC level on finite-size UEGs with results from GW and $GW+C$. One of the interesting points of this paper is the comparison of $GW+C$ with another state-of-the-art method, CC with single and double excitations (CCSD). For the 14-electron UEG at Wigner-Seitz radius $r_s = 4$ (which corresponds approximately to the density of the valence electron in metallic sodium), they found, based on additional density-matrix renormalization group^{75,76} (DMRG) calculations and the inclusion of the triple excitations at the CC level, that CCSD performs better than both GW and $GW+C$. Large errors were imputed to the underlying Hartree-Fock (HF) starting point which is known to be grossly inaccurate for metallic systems. Much better results were obtained by relying on a local-density approximation (LDA) starting point. Because, by construction, $GW+C$ produces a plasmon-replica satellite structure even for finite systems, sev-

eral satellite peaks with incorrect energies and underestimated peak heights were found. The picture is quite different for the 114-electron system, where GW produces a single satellite peak too high in energy (the infamous spurious plasmaron), while $GW+C@LDA$ and CCSD spectra were found to be qualitatively similar. However, the CCSD spectral function has a stronger quasiparticle peak with a larger spectral width, and more fine structure overall than the $GW+C$ spectral function.

In the same timeframe, several notable developments emerged: (i) Vigil-Fowler *et al.*⁷⁷ explored the dispersion and line shape of plasmon satellites across various systems, employing the retarded $GW+C$ method to investigate systems with variable dimensionality (the one-dimensional UEG, two-dimensional doped graphene, the three-dimensional UEG, and silicon); (ii) Reichman’s group⁷⁸ proposed to use the improper self-energy instead of the usual proper self-energy in the framework of the retarded $GW+C$ method; and (iii) Caruso and Giustino conducted a comprehensive analysis of the spectral function of the UEG, employing both GW and $GW+C$ methodologies, with a specific emphasis on angle-resolved spectral functions.^{22,34,79}

As a follow-up of their 2015 paper,²³ Zhou *et al.* provided a few years later an insightful comparison between the time-ordered and retarded cumulant expansions, with a special focus on the dispersion and intensity of the plasmon satellites in bulk sodium and the UEG.²⁹ Although both approaches are exact for deep core electrons, the investigation reveals that small yet significant changes accumulate due to variations in the ansatz details, causing a significant shift in satellite positions. This evidences the intricate nature of satellite calculations, which were shown to be much more sensitive to those details than the quasiparticle energies. Factors such as the linear response approximation, the level of theory employed for computing the dynamical screening W , and the diagonal approximation of the self-energy were identified as particularly influential. The validity of the linear response approximation was later investigated by Tzavala *et al.*⁴⁷, who demonstrated how to derive $GW+C$ beyond linear response, with the Kadanoff-Baym functional serving as the starting point for this derivation.

In 2018, Vleck presented, using a stochastic GW approach,^{80,81} one of the very few papers applying $GW+C$ to small molecular systems (NH_3 , PH_3 , and C_2H_2), although his primary focus remains on bulk-like (i.e. large) silicon nanocrystals.³⁵ The comparison of the $GW+C$ spectral functions with experimental photoemission spectra, as well as SAC-CI calculations,^{82,83} shows qualitative agreement with a significant weight transfer from the quasiparticle peak to the satellite region.

Finally, in 2020, Kowalski, Peng, and coworkers initiated developments of a real-time EOM-CC approach for cumulants,^{56,57,84–87} with applications to core excitations in small molecular systems. It is worth mentioning that their approach goes beyond the usual linear response of the cumulant expansion and yields, thanks to the CC exponential ansatz, a nonperturbative expression for the cumulant. They found that the nonlinear terms significantly improved the results, yielding accurate core binding energies as well as a satisfactory treatment of the absolute positions of the satellites and the overall

shape of their feature, especially when double excitations are included.

III. ONE-BODY GREEN'S FUNCTION

We denote as G^T and G^R the time-ordered and retarded Green's functions,²⁹ and their matrix elements in the spin-orbital basis are respectively defined as

$$G_{pq}^T(t) = (-i) \langle \Psi_0^N | \hat{T} [a_p(t) a_q^\dagger(0)] | \Psi_0^N \rangle \quad (2a)$$

$$G_{pq}^R(t) = (-i) \Theta(t) \langle \Psi_0^N | \{a_p(t), a_q^\dagger(0)\} | \Psi_0^N \rangle \quad (2b)$$

where \hat{T} and $\{\cdot, \cdot\}$ are the time-ordering and anticommutation operators, respectively, $\Theta(t)$ is the Heaviside function, and $|\Psi_0^N\rangle$ is the exact N -electron ground-state wave function. In the following, the indices i, j, k , and l are occupied (hole) spinorbitals; a, b, c , and d are unoccupied (particle) spinorbitals; p, q, r , and s indicate arbitrary spinorbitals; and ν labels single (de)excitations. Here $a_p(t)$ and $a_p^\dagger(t)$ are annihilation and creation operators in the Heisenberg picture, i.e.,

$$a_p(t) = e^{i\hat{H}t} a_p e^{-i\hat{H}t} \quad a_p^\dagger(t) = e^{i\hat{H}t} a_p^\dagger e^{-i\hat{H}t} \quad (3)$$

Introducing the greater and lesser components of the Green's function,

$$G_{pq}^>(t) = -i \langle \Psi_0^N | a_p(t) a_q^\dagger(0) | \Psi_0^N \rangle \quad (4a)$$

$$G_{pq}^<(t) = +i \langle \Psi_0^N | a_p^\dagger(t) a_q(0) | \Psi_0^N \rangle \quad (4b)$$

the time-ordered and retarded Green's functions are expressed as

$$G_{pq}^T(t) = \Theta(+t) G_{pq}^>(t) + \Theta(-t) G_{pq}^<(t) \quad (5a)$$

$$G_{pq}^R(t) = \Theta(+t) G_{pq}^>(t) - \Theta(+t) G_{pq}^<(t) \quad (5b)$$

In frequency space, the corresponding elements of the spectral function, which is directly related to the photoemission spectrum of the system (see Sec. II), are given by

$$\begin{aligned} A_{pq}(\omega) &= \frac{i}{2\pi} [G_{pq}^>(\omega) - G_{pq}^<(\omega)] \\ &= \frac{1}{\pi} |\text{Im} G_{pq}^T(\omega)| = -\frac{1}{\pi} \text{Im} G_{pq}^R(\omega) \end{aligned} \quad (6)$$

The greater and lesser components of G can be combined in various ways which are equivalent if observables are calculated consistently.²⁹

In the time-ordered and retarded versions of the cumulant expansion, the diagonal matrix elements of $G^{\lessgtr}(t)$ share the same form

$$G_{pp}^{\lessgtr}(t) \propto e^{-i\epsilon_p t} e^{C_{pp}^{\lessgtr}(t)} \quad (7)$$

where the ϵ_p 's are the one-body energies employed to build $G_0(t)$ [see Eq. (1)] and $C_{pp}^{\lessgtr}(t)$ are the cumulant matrix elements to be determined. However, in the time-ordered formulation, because only hole (particle) states contribute to the electron

removal (addition) spectrum, we have $G_{ii}^>(t) = 0$ [$G_{aa}^<(t) = 0$], which yields

$$G_{ii}^T(t) = i\Theta(-t) e^{-i\epsilon_i t} e^{C_{ii}^T(t)} \quad (8a)$$

$$G_{aa}^T(t) = i\Theta(+t) e^{-i\epsilon_a t} e^{C_{aa}^T(t)} \quad (8b)$$

For the retarded Green's function, hole and particle states contribute to both the electron addition and removal spectra, which explains the more symmetric definition of the following retarded Green's function

$$G_{pp}^R(t) = -i\Theta(t) e^{-i\epsilon_p t} e^{C_{pp}^R(t)} \quad (9)$$

As mentioned in Sec. II, in the time-ordered formulation of the cumulant, there is a separation between the electron and hole branches, as readily seen in Eqs. (8a) and (8b), leading to spectral functions that exhibit asymmetry. While this electron-hole branch decoupling is appropriate for core levels, it poses a notable limitation when approaching the Fermi level. Therefore, in the following, our derivation is based on the retarded Green's function. As explained in Chapter 5 of Ref. 10, the poles of retarded quantities must be shifted to the lower part of the complex plane by an infinitesimal amount due to the requirement of causality. This is a major difference from the more conventional time-ordered quantities where the poles are displaced in the upper or lower plane depending on their relative position with respect to the chemical potential.

IV. THE CUMULANT EXPANSION

The derivation of the cumulant expansion can be approached through different methods: diagrammatic techniques,^{36,44} the EOM formalism,⁵⁵ the Baym-Kadanoff equation,¹⁷ or by imposing its form and identifying the cumulant with the Dyson equation linking the Green's function and the self-energy.^{11,43} The latter stands out as the simplest and we shall follow this procedure in our derivation. Additional details are provided in the [supporting information](#). It is also worth mentioning that, because we deal with small molecular systems, we rely on a HF reference Green's function.

By definition, the cumulant ansatz of the Green's function is

$$G(t) = G^{\text{HF}}(t) e^{C(t)} \quad (10)$$

where, at the HF level, we have

$$G_{pq}^{\text{HF}}(t) = -i\Theta(t) e^{-i\epsilon_p^{\text{HF}} t} \delta_{pq} \quad (11)$$

and the ϵ_p^{HF} 's are HF one-electron orbital energies.

We start from the Dyson equation that links the Green's function to the HF Green's function via the correlation part of the self-energy

$$\begin{aligned} G(\mathbf{x}_1 \mathbf{x}_1'; t) &= G^{\text{HF}}(\mathbf{x}_1 \mathbf{x}_1'; t) \\ &+ \int d(t_1 t_2) d(\mathbf{x}_2 \mathbf{x}_3) G^{\text{HF}}(\mathbf{x}_1 \mathbf{x}_2; t-t_1) \Sigma^c(\mathbf{x}_2 \mathbf{x}_3; t_1-t_2) G(\mathbf{x}_3 \mathbf{x}_1'; t_2) \end{aligned} \quad (12)$$

where we have taken into account the time-translation invariance of the Hamiltonian and \mathbf{x} is a composite variable gathering spin and space.

Expanding Eq. (10) as a function of $C(t)$ and Eq. (12) with respect to Σ^c yields

$$G(t) = G^{\text{HF}}(t) + G^{\text{HF}}(t)C(t) + \dots \quad (13a)$$

$$G(t) = G^{\text{HF}}(t) + \iint dt_1 dt_2 G^{\text{HF}}(t-t_1)\Sigma^c(t_1-t_2)G^{\text{HF}}(t_2) + \dots \quad (13b)$$

where we have omitted, for the sake of simplicity, the spin-spatial coordinates. In order to determine $C(t)$ up to first order in W , the second terms of the right-hand side of the two previous equations are equated, which gives

$$G^{\text{HF}}(t)C(t) = \iint dt_1 dt_2 G^{\text{HF}}(t-t_1)\Sigma^c(t_1-t_2)G^{\text{HF}}(t_2) \quad (14)$$

Projecting this expression in the spinorbital basis yields

$$\sum_r G_{pr}^{\text{HF}}(t)C_{rq}(t) = \sum_{rs} \iint dt_1 dt_2 G_{pr}^{\text{HF}}(t-t_1)\Sigma_{rs}^c(t_1-t_2)G_{sq}^{\text{HF}}(t_2) \quad (15)$$

or, by moving to frequency space,

$$C_{pq}(t) = \text{i} \int \frac{d\omega}{2\pi} e^{-i(\omega-\epsilon_p^{\text{HF}})t} G_{pp}^{\text{HF}}(\omega)\Sigma_{pq}^c(\omega)G_{qq}^{\text{HF}}(\omega) \quad (16)$$

This last identity represents the general expression of the matrix elements of the cumulant within the linear response approximation.

Using the expression of the elements of the HF retarded Green's function in frequency space

$$G_{pp}^{\text{HF}}(\omega) = \lim_{\delta \rightarrow 0^+} \frac{1}{\omega - (\epsilon_p^{\text{HF}} - \text{i}\delta)} \quad (17)$$

enforcing the diagonal approximation for the self-energy, i.e. $\Sigma_{pq}(\omega) \approx \delta_{pq}\Sigma_{pp}(\omega)$, and applying a frequency shift, one gets

$$C_{pp}(t) = \text{i} \lim_{\delta \rightarrow 0^+} \int \frac{d\omega}{2\pi} \frac{\Sigma_{pp}^c(\omega + \epsilon_p^{\text{HF}})}{(\omega + \text{i}\delta)^2} e^{-i\omega t} \quad (18)$$

Substituting Eq. (18) into the cumulant ansatz gives the diagonal elements of the Green's function in the time domain

$$G_{pp}(t) = -\text{i}\Theta(t)e^{-\text{i}\epsilon_p^{\text{HF}}t + C_{pp}(t)} \quad (19)$$

The cumulant is often expressed as a function of the cumulant kernel

$$\beta_p(\omega) = -\frac{1}{\pi} \text{Im} \Sigma_{pp}^c(\omega) \quad (20)$$

as

$$C_{pp}(t) = \int d\omega \frac{\beta_p(\omega + \epsilon_p^{\text{HF}})}{\omega^2} (e^{-i\omega t} + i\omega t - 1) \quad (21)$$

This expression is known as the Landau form of the cumulant (see the [supporting information](#) for a detailed derivation).⁸⁸

V. GW-BASED CUMULANT EXPANSION

To derive the $GW+C$ expression of the Green's function, let us now consider the diagonal elements of the GW retarded self-energy, which reads

$$\Sigma_{pp}^c(\omega) = \sum_{iv} \frac{M_{piv}^2}{\omega - \epsilon_i + \Omega_v + \text{i}\eta} + \sum_{av} \frac{M_{pav}^2}{\omega - \epsilon_a - \Omega_v + \text{i}\eta} \quad (22)$$

where the ϵ_p 's are potentially quasiparticle energies depending on the level of self-consistency. The transition densities are given by

$$M_{pqv} = \sum_{jb} \langle p j | q b \rangle (X_{jb,v} + Y_{jb,v}) \quad (23)$$

where $\langle pq | rs \rangle$ are the usual two-electron integrals in Dirac notation and the matrices X and Y gather the eigenvectors of the direct RPA problem⁸⁹⁻⁹¹ obtained via the following linear eigenvalue problem

$$\begin{pmatrix} \mathbf{A} & \mathbf{B} \\ -\mathbf{B} & -\mathbf{A} \end{pmatrix} \cdot \begin{pmatrix} \mathbf{X} & \mathbf{Y} \\ \mathbf{Y} & \mathbf{X} \end{pmatrix} = \begin{pmatrix} \mathbf{X} & \mathbf{Y} \\ \mathbf{Y} & \mathbf{X} \end{pmatrix} \cdot \begin{pmatrix} \mathbf{\Omega} & \mathbf{0} \\ \mathbf{0} & -\mathbf{\Omega} \end{pmatrix} \quad (24)$$

where the diagonal matrix $\mathbf{\Omega}$ contains the positive RPA eigenvalues Ω_v . The matrix elements of the (anti)resonant block \mathbf{A} and the coupling block \mathbf{B} read

$$A_{ia,jb} = (\epsilon_a - \epsilon_i)\delta_{ij}\delta_{ab} + \langle ib | a j \rangle \quad (25a)$$

$$B_{ia,jb} = \langle i j | a b \rangle \quad (25b)$$

Substituting the GW retarded self-energy into Eq. (18) and performing the frequency integration yields

$$C_{pp}(t) = \sum_{iv} \zeta_{piv} (e^{-\text{i}\Delta_{piv}t} + \text{i}\Delta_{piv}t - 1) + \sum_{av} \zeta_{pav} (e^{-\text{i}\Delta_{pav}t} + \text{i}\Delta_{pav}t - 1) \quad (26)$$

with

$$\zeta_{piv} = \left(\frac{M_{piv}}{\Delta_{piv}} \right)^2 \quad \zeta_{pav} = \left(\frac{M_{pav}}{\Delta_{pav}} \right)^2 \quad (27)$$

and

$$\Delta_{piv} = \epsilon_i - \epsilon_p^{\text{HF}} - \Omega_v - \text{i}\eta \quad (28a)$$

$$\Delta_{pav} = \epsilon_a - \epsilon_p^{\text{HF}} + \Omega_v - \text{i}\eta \quad (28b)$$

Therefore, defining

$$\epsilon_p^{\text{QP}} = \epsilon_p^{\text{HF}} + \Delta\epsilon_p^{\text{QP}} \quad (29)$$

where

$$\Delta\epsilon_p^{\text{QP}} = -\sum_{iv} \Delta_{piv}\zeta_{piv} - \sum_{av} \Delta_{pav}\zeta_{pav} = \Sigma_{pp}^c(\omega = \epsilon_p^{\text{HF}}) \quad (30)$$

is the quasiparticle shift, the diagonal elements of the Green's function in the frequency domain are given by

$$G_{pp}(\omega) = -\text{i}Z_p \int dt \Theta(t) e^{\text{i}(\omega - \epsilon_p^{\text{QP}})t} e^{\sum_{iv} \zeta_{piv} e^{-\text{i}\Delta_{piv}t} + \sum_{av} \zeta_{pav} e^{-\text{i}\Delta_{pav}t}} \quad (31)$$

where

$$Z_p^{\text{QP}} = \exp\left(-\sum_{iv} \zeta_{piv} - \sum_{av} \zeta_{pav}\right) = \exp\left(\left.\frac{\partial \Sigma_{pp}^c(\omega)}{\partial \omega}\right|_{\omega=\epsilon_p^{\text{HF}}}\right) \quad (32)$$

is the quasiparticle weight (or renormalization factor) and the last term of Eq. (31) containing the double exponential is responsible for the appearance of satellites. In the case of a G_0W_0 calculation where one linearizes the quasiparticle equation to obtain the quasiparticle energies, the $GW+C$ renormalization factor associated with the quasiparticle peak and its GW counterpart

$$Z_p^{\text{GW}} = \frac{1}{1 - \left.\frac{\partial \Sigma_{pp}^c(\omega)}{\partial \omega}\right|_{\omega=\epsilon_p^{\text{HF}}}} \quad (33)$$

agree up to first order, as readily seen by comparing Eqs. (32) and (33). Moreover, in this very specific case, it is easy to show that $\text{Re}(Z_p^{\text{QP}}) \leq \text{Re}(Z_p^{\text{GW}})$, which evidences that the cumulant expansion systematically implies a redistribution of weights from the quasiparticle peak to the satellite structure. However, this is not always true in the general case.

Expanding the last term of Eq. (31) to first order, one obtains the following expression for the diagonal elements of the spectral function [see Eq. (6) for its definition]

$$A_{pp}(\omega) \approx Z_p \delta(\omega - \epsilon_p^{\text{QP}}) + \sum_{iv} Z_{piv}^{\text{sat}} \delta(\omega - \epsilon_{piv}^{\text{sat}}) + \sum_{av} Z_{pav}^{\text{sat}} \delta(\omega - \epsilon_{pav}^{\text{sat}}) + \dots \quad (34)$$

which features two sets of satellites at energies

$$\epsilon_{piv}^{\text{sat}} = \epsilon_p^{\text{QP}} + \Delta_{piv} = \Delta \epsilon_p^{\text{QP}} + \epsilon_i - \Omega_v \quad (35)$$

$$\epsilon_{pav}^{\text{sat}} = \epsilon_p^{\text{QP}} + \Delta_{pav} = \Delta \epsilon_p^{\text{QP}} + \epsilon_a + \Omega_v \quad (36)$$

each located on a different branch and associated with the respective weights

$$Z_{piv}^{\text{sat}} = Z_p^{\text{QP}} \zeta_{piv} \quad Z_{pav}^{\text{sat}} = Z_p^{\text{QP}} \zeta_{pav} \quad (37)$$

where one can readily see that they are directly proportional to the quasiparticle spectral weight. Here, we limit our analysis to these two sets of satellite peaks (especially the satellite peaks on the hole branch) as expanding to second order would produce satellites with even smaller weights and further away from the quasiparticle peak.

VI. SPECTRAL FUNCTIONS

The $GW+C$ scheme has been implemented in `QUACK`,⁹² an open-source electronic structure package for emerging methods. The present implementation of GW is described in Ref. 33. To compute the quasiparticle energies at the one-shot G_0W_0 level, we do not linearize the self-energy, solving instead the frequency-dependent quasiparticle equation using Newton's method:

$$\omega - \epsilon_p^{\text{HF}} - \text{Re}[\Sigma_{pp}^c(\omega)] = 0 \quad (38)$$

In the G_0W_0 calculations, we set $\eta = 0.001 E_h$ in the expression of the self-energy [see Eq. (22)] unless we plot the spectral function in which case we set $\eta = 0.01 E_h$ to broaden the peaks further (see below). Note also that, at the G_0W_0 level, we have $\epsilon_p = \epsilon_p^{\text{HF}}$ in the various expressions reported in Sec. IV. The HF starting point quantities are computed in the restricted formalism. The qsGW calculations are performed with the regularized scheme based on the similarity renormalization group approach, as described in Ref. 93. A flow parameter of $s = 500$ is employed. In the case of self-consistent calculations, we have $\epsilon_p = \epsilon_p^{\text{GW}}$. All (hole and particle) states are corrected. We systematically employed Dunning's aug-cc-pVDZ basis set for all calculations and consider below the well-known 10-electron series of molecular systems, namely, Ne, HF, H₂O, NH₃, and CH₄. As reference for the outer-valence quasiparticle and satellite energies, we rely on the full configuration interaction (FCI) values reported in Ref. 58, from where the geometries have also been extracted.

At the G_0W_0 level, satellite transition energies have been obtained via the linear version of the GW equations as described in Refs. 94–97. Within this scheme, the so-called “upfolded” matrix is diagonalized in a larger space that includes the 2h1p and 2p1h configurations, the satellite energies being obtained as higher/lower roots. Although this procedure is more computationally expensive than the usual “downfolded” version where one solves the non-linear equation (38), it is still technically feasible for the present systems and ease the obtention of satellite energies which are extremely challenging to get as solutions of the non-linear equation. Satellite energies are not computed at the qsGW level due to the static nature of this approximation.

At the GW level, the spectral function is

$$A_p^{\text{GW}}(\omega) = -\frac{1}{\pi} \frac{\text{Im}[\Sigma_{pp}^c(\omega)]}{\left\{\omega - \epsilon_p^{\text{HF}} - \text{Re}[\Sigma_{pp}^c(\omega)]\right\}^2 + \left\{\text{Im}[\Sigma_{pp}^c(\omega)]\right\}^2} \quad (39)$$

where the expression of the elements $\Sigma_{pp}^c(\omega)$ is given in Eq. (22). At the $GW+C$ level, the spectral function reads (see [supporting information](#))

$$A_p^{\text{GW+C}}(\omega) = A_p^{\text{QP}}(\omega) + \sum_{iv} A_{piv}^{\text{C}}(\omega) + \sum_{av} A_{pav}^{\text{C}}(\omega) + \dots \quad (40)$$

where the quasiparticle part is

$$A_p^{\text{QP}}(\omega) = -\frac{1}{\pi} \frac{\text{Re}(Z_p^{\text{QP}}) \text{Im}(\epsilon_p^{\text{QP}}) + \text{Im}(Z_p^{\text{QP}}) [\omega - \text{Re}(\epsilon_p^{\text{QP}})]}{\left[\omega - \text{Re}(\epsilon_p^{\text{QP}})\right]^2 + \left[\text{Im}(\epsilon_p^{\text{QP}})\right]^2} \quad (41)$$

and the satellite contributions are given by the following ex-

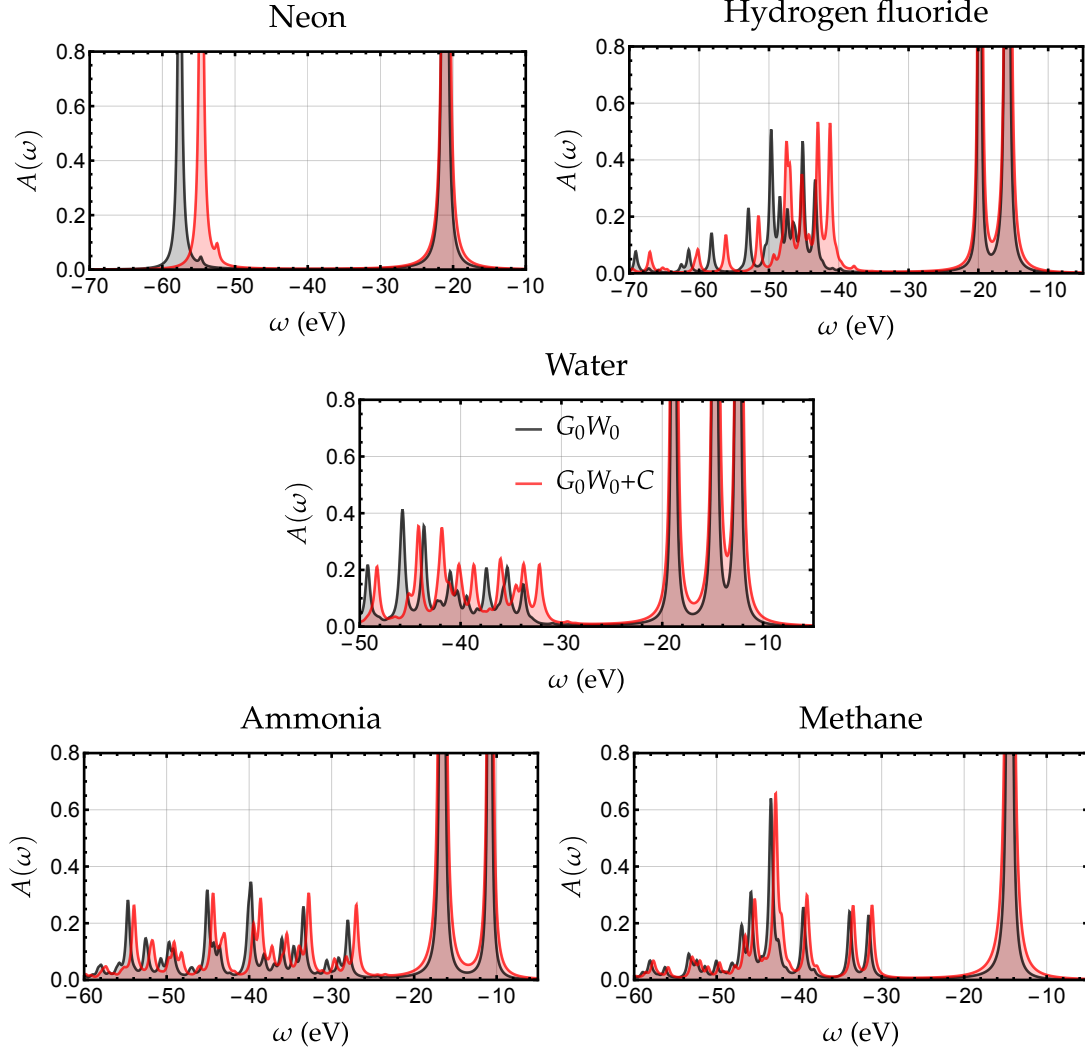


FIG. 1. Outer-valence spectral functions of the 10-electron molecular series computed at the G_0W_0 (black) and G_0W_0+C (red) levels with the aug-cc-pVDZ basis and $\eta = 0.01 E_h$

TABLE I. Selection of quasiparticle energies of the 10-electron series computed at various levels of theory with the aug-cc-pVDZ basis and $\eta = 0.001 E_h$. The spectral weight is reported in parenthesis.

System	State	Process	G_0W_0	qsGW	G_0W_0+C	qsGW+C	FCI
Ne	1^2P	$(2p)^{-1}$	21.104(0.947)	21.435(0.937)	20.983(0.942)	20.733(0.930)	21.426
HF	$1^2\Sigma^+$	$(3\sigma)^{-1}$	15.868(0.937)	16.144(0.924)	15.740(0.931)	15.510(0.916)	16.059
	$1^2\Pi$	$(2a_1)^{-1}$	19.812(0.942)	20.084(0.931)	19.740(0.938)	19.497(0.926)	20.043
H ₂ O	1^2B_1	$(1b_1)^{-1}$	12.485(0.933)	12.640(0.920)	12.384(0.927)	12.228(0.912)	12.540
	1^2A_1	$(3a_1)^{-1}$	14.781(0.935)	14.932(0.921)	14.698(0.929)	14.466(0.914)	14.829
	1^2B_2	$(1b_2)^{-1}$	18.865(0.941)	19.069(0.931)	18.822(0.938)	18.706(0.928)	18.995
NH ₃	1^2A_1	$(3a_1)^{-1}$	10.837(0.933)	10.870(0.922)	10.776(0.928)	10.663(0.915)	10.762
	1^2E_1	$(1e_g)^{-1}$	16.578(0.940)	16.655(0.930)	16.544(0.936)	16.461(0.926)	16.534
CH ₄	1^2T_2	$(1t_2)^{-1}$	14.466(0.943)	14.446(0.936)	14.445(0.940)	14.406(0.933)	14.285

pressions:

$$A_{piv}^C(\omega) = -\frac{1}{\pi} \frac{\text{Re}(Z_{piv}^{\text{sat}}) \text{Im}(\epsilon_{piv}^{\text{sat}}) + \text{Im}(Z_{piv}^{\text{sat}}) [\omega - \text{Re}(\epsilon_{piv}^{\text{sat}})]}{[\omega - \text{Re}(\epsilon_{piv}^{\text{sat}})]^2 + [\text{Im}(\epsilon_{piv}^{\text{sat}})]^2} \quad (42a)$$

$$A_{pav}^C(\omega) = -\frac{1}{\pi} \frac{\text{Re}(Z_{pav}^{\text{sat}}) \text{Im}(\epsilon_{pav}^{\text{sat}}) + \text{Im}(Z_{pav}^{\text{sat}}) [\omega - \text{Re}(\epsilon_{pav}^{\text{sat}})]}{[\omega - \text{Re}(\epsilon_{pav}^{\text{sat}})]^2 + [\text{Im}(\epsilon_{pav}^{\text{sat}})]^2} \quad (42b)$$

The outer-valence spectral function $A(\omega) = \sum_p A_p(\omega)$ (where the sum is performed on the outer-valence orbitals) computed at the G_0W_0 and G_0W_0+C levels for each 10-electron molecular system is represented in Fig. 1. For example, the spectral function of water features three well-defined quasipar-

TABLE II. Selection of satellite transition energies of the 10-electron series computed at various levels of theory with the aug-cc-pVDZ basis and $\eta = 0.001 E_h$. The IP-EOM-CCSDT and IP-EOM-CCSDTQ results from Ref. 58 are reported for comparison purposes.

System	State	Process	G_0W_0	G_0W_0+C	qsGW+C	IP-EOM		FCI
						CCSDT	CCSDTQ	
Ne	2^2P	$(2p)^{-2}(3s)^1$	54.398	52.168	48.259			49.349
HF	$2^2\Delta$	$(1\pi)^{-2}(4\sigma)^1$	36.453	34.492	31.058	34.885	34.403	34.445
H ₂ O	2^2B_1	$(3a_1)^{-1}(1b_1)^{-1}(4a_1)^1$	30.846	29.370	26.868	27.694	27.049	27.065
	2^2A_1	$(3a_1)^{-2}(4a_1)^1$	28.770	27.293	24.577	27.476	27.104	27.131
	3^2B_1	$(3a_1)^{-1}(1b_1)^{-1}(4a_1)^1$	30.867	29.387	26.881	29.129	28.729	28.754
NH ₃	2^2A_1	$(3a_1)^{-2}(4a_1)^1$	24.410	23.510	21.657	24.101	23.818	23.829
	2^2E	$(3a_1)^{-2}(3e)^1$	24.997	24.098	22.317	25.882	25.648	25.655
CH ₄	2^2T_2	$(1t_1)^{-2}(3a_1)^1$	30.681	30.317	29.438	28.415	28.123	28.108

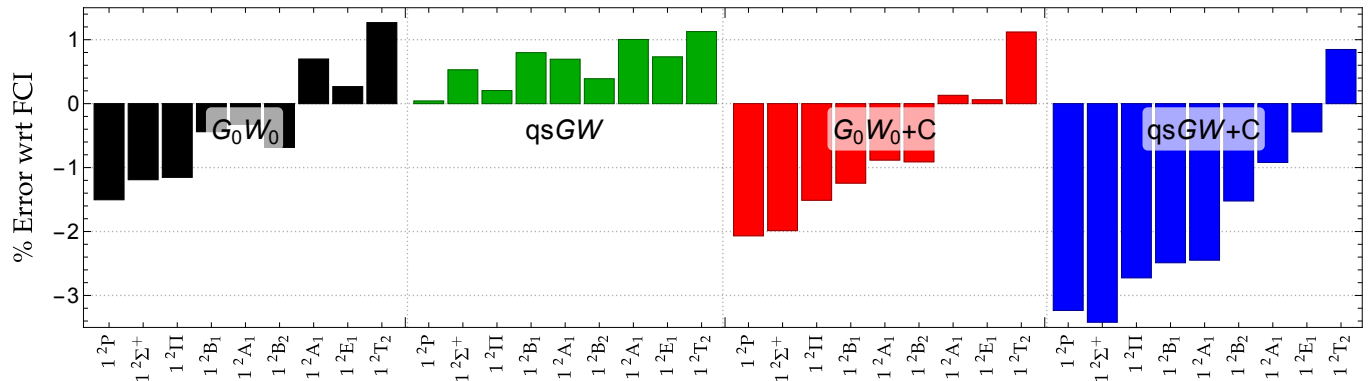


FIG. 2. Percentage of error with respect to FCI for the outer-valence ionization energies reported in Table I computed at the G_0W_0 , qsGW, G_0W_0+C , qsGW+C levels. All calculations are performed with the aug-cc-pVDZ basis and $\eta = 0.001 E_h$.

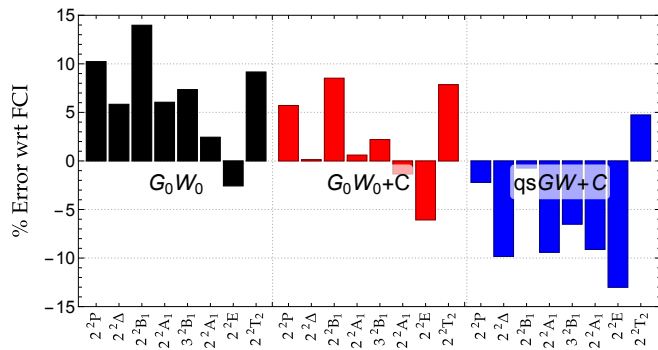


FIG. 3. Percentage of error with respect to FCI for the satellite transition energies reported in Table II computed at the G_0W_0 , G_0W_0+C , and qsGW+C levels. All calculations are performed with the aug-cc-pVDZ basis and $\eta = 0.001 E_h$.

ticle peaks around 13, 15, and 19 eV and satellite structures higher in energy. Figure 1 evidences that the main difference between the G_0W_0 and G_0W_0+C spectral functions is a global shift to lower energy of the satellite features, the quasiparticle peaks being much less affected. In addition, the intensities of the satellite peaks are also slightly affected but the overall structure of the satellite band is not modified by the cumulant expansion. On the other hand, vertex corrections to the G_0W_0 scheme have been shown to create new satellite features in

ionization spectra (see Ref. 46).

Tables I and II report the outer-valence ionization energies and satellite transition energies, respectively, for the present set of molecules. Most of these satellites have vanishing weights. The percentage of error with respect to the reference FCI values is represented in Figs. 2 and 3. The first ionization of water corresponds to an electron removal from the orbital $1b_1$, and this process is denoted as $(1b_1)^{-1}$. The lowest satellite transition in H₂O corresponds to the process $(3a_1)^{-1}(1b_1)^{-1}(4a_1)^1$, where one electron is removed from orbitals $3a_1$ and $1b_1$ and one is attached in orbital $4a_1$. The symmetry labels of these charged excited states are also reported in Tables I and II.

Figure 2 shows that the quasiparticle energies are not improved by the cumulant expansion. They are actually slightly worse. It is particularly true at the qsGW level where the error is increased by 1 or 2% when one considers the cumulant scheme. The spectral weights of the quasiparticle peaks reported in Table I show that the cumulant induces a small redistribution of spectral weight from the quasiparticle to the satellites but this effect is quite subtle.

Concerning the satellites (see Fig. 3), we find that G_0W_0+C can significantly reduce the error of G_0W_0 in certain situations. This is the case for the $2^2\Delta$ satellite of HF (from 2 eV to 0.05 eV), the 1^2A_1 and 3^2B_1 satellites of H₂O (from 1.6 eV to 0.2 eV and from 2 eV to 0.6 eV), and to a lesser extent, the 2^2A_1 satellite of NH₃ (from 0.6 eV to -0.3 eV). On the contrary, the qsGW+C scheme tends to overcorrect the satellite

energies. The 2^2P satellite of Ne, the 2^2B_1 satellite of H_2O , the 2^2E satellite of NH_3 , and the 2^2T_2 satellite of CH_4 are much harder to describe at the GW level and errors remain larger even within the cumulant scheme.

VII. CONCLUDING REMARKS

In the present article, we have reviewed the literature on cumulant Green's function methods, provided a detailed derivation of the associated equations, and investigated the performance of this scheme in the context of molecular systems where solid reference data for satellite transitions are now available. In particular, we have compared the satellite transition energies obtained via the $GW+C$ scheme and the "unfolded" version of the GW equations. In a nutshell, G_0W_0+C does sometimes improve upon G_0W_0 but it is far from being systematic. The cumulant version of $qsGW$ has been found to usually overcorrect satellite energies. However, the cumulant approach allows us to estimate satellite energies without solving the dynamical GW equations or its larger (hence more expensive) unfolded version. These observations show that the development of new Green's function methods capable of describing accurately satellite states in molecular systems would be extremely useful.

CONFLICTS OF INTEREST

There are no conflicts to declare.

ACKNOWLEDGEMENTS

This project has received funding from the European Research Council (ERC) under the European Union's Horizon 2020 research and innovation programme (Grant agreement No. 863481). Additionally, it was supported by the European Centre of Excellence in Exascale Computing (TREX), and has received funding from the European Union's Horizon 2020 — Research and Innovation program — under grant agreement no. 952165.

REFERENCES

- ¹R. Kubo, "Generalized cumulant expansion method," *J. Phys. Soc. Jpn.* **17**, 1100–1120 (1962).
- ²R. Fauser and H. Wolter, "Cumulants in perturbation expansions for non-equilibrium field theory," *Nuc. Phys. A* **600**, 491–508 (1996).
- ³G. T. Evans, "Cumulant expansion of a Fokker–Planck equation: Rotational and translational motion in dense fluids," *J. Chem. Phys.* **65**, 3030–3039 (1976).
- ⁴S. Cherif, M. A. A. Ahmed, and M. Ladrem, "Higher order cumulants in colorless partonic plasma," *AIP Conf. Proc.* **1742**, 030004 (2016).
- ⁵R. Schack and A. Schenzle, "Moment hierarchies and cumulants in quantum optics," *Phys. Rev. A* **41**, 3847–3852 (1990).
- ⁶M. Sánchez-Barquilla, R. E. F. Silva, and J. Feist, "Cumulant expansion for the treatment of light–matter interactions in arbitrary material structures," *J. Chem. Phys.* **152**, 034108 (2020).
- ⁷M. Gamy, D. Laxhuber, and R. Scoccimarro, "Perturbation theory with dispersion and higher cumulants: Framework and linear theory," *Phys. Rev. D* **107**, 063539 (2023).
- ⁸L. Hedin, "On correlation effects in electron spectroscopies and the GW approximation," *J. Phys.: Condens. Matter* **11**, R489–R528 (1999).
- ⁹G. Onida, L. Reining, and A. Rubio, "Electronic excitations: Density-functional versus many-body green's function approaches," *Rev. Mod. Phys.* **74**, 601–659 (2002).
- ¹⁰R. M. Martin, L. Reining, and D. M. Ceperley, *Interacting Electrons: Theory and Computational Approaches* (Cambridge University Press, 2016).
- ¹¹F. Aryasetiawan, L. Hedin, and K. Karlsson, "Multiple Plasmon Satellites in Na and Al Spectral Functions from *Ab Initio* Cumulant Expansion," *Phys. Rev. Lett.* **77**, 2268–2271 (1996).
- ¹²F. Aryasetiawan and O. Gunnarsson, "The gw method," *Rep. Prog. Phys.* **61**, 237–312 (1998).
- ¹³M. Vos, A. S. Kheifets, E. Weigold, S. A. Canney, B. Holm, F. Aryasetiawan, and K. Karlsson, "Determination of the energy-momentum densities of aluminium by electron momentum spectroscopy," *J. Phys. Condens. Matter* **11**, 3645–3661 (1999).
- ¹⁴M. Vos, A. S. Kheifets, E. Weigold, and F. Aryasetiawan, "Electron correlation effects in the spectral momentum density of graphite," *Phys. Rev. B* **63**, 033108 (2001).
- ¹⁵M. Vos, A. Kheifets, V. Sashin, E. Weigold, M. Usuda, and F. Aryasetiawan, "Quantitative measurement of the spectral function of aluminum and lithium by electron momentum spectroscopy," *Phys. Rev. B* **66**, 155414 (2002).
- ¹⁶A. S. Kheifets, V. A. Sashin, M. Vos, E. Weigold, and F. Aryasetiawan, "Spectral properties of quasiparticles in silicon: A test of many-body theory," *Phys. Rev. B* **68**, 233205 (2003).
- ¹⁷M. Guzzo, G. Lani, F. Sottile, P. Romaniello, M. Gatti, J. J. Kas, J. J. Rehr, M. G. Silly, F. Sirotti, and L. Reining, "Valence Electron Photoemission Spectrum of Semiconductors: *Ab Initio* Description of Multiple Satellites," *Phys. Rev. Lett.* **107**, 166401 (2011).
- ¹⁸J. Lischner, D. Vigil-Fowler, and S. G. Louie, "Physical Origin of Satellites in Photoemission of Doped Graphene: An *Ab Initio* $G W$ Plus Cumulant Study," *Phys. Rev. Lett.* **110**, 146801 (2013).
- ¹⁹M. Gatti and M. Guzzo, "Dynamical screening in correlated metals: Spectral properties of $srvo_3$ in the gw approximation and beyond," *Phys. Rev. B* **87**, 155147 (2013).
- ²⁰M. Guzzo, J. J. Kas, L. Sponza, C. Giorgetti, F. Sottile, D. Pierucci, M. G. Silly, F. Sirotti, J. J. Rehr, and L. Reining, "Multiple satellites in materials with complex plasmon spectra: From graphite to graphene," *Phys. Rev. B* **89**, 085425 (2014).
- ²¹J. J. Kas, J. J. Rehr, and L. Reining, "Cumulant expansion of the retarded one-electron Green function," *Phys. Rev. B* **90**, 085112 (2014).
- ²²F. Caruso, H. Lambert, and F. Giustino, "Band Structures of Plasmonic Polarons," *Phys. Rev. Lett.* **114**, 146404 (2015).
- ²³J. S. Zhou, J. J. Kas, L. Sponza, I. Reshetnyak, M. Guzzo, C. Giorgetti, M. Gatti, F. Sottile, J. J. Rehr, and L. Reining, "Dynamical effects in electron spectroscopy," *J. Chem. Phys.* **143**, 184109 (2015).
- ²⁴J. Lischner, G. K. Pálsson, D. Vigil-Fowler, S. Nemsak, J. Avila, M. C. Asensio, C. S. Fadley, and S. G. Louie, "Satellite band structure in silicon caused by electron-plasmon coupling," *Phys. Rev. B* **91**, 205113 (2015).
- ²⁵K. Nakamura, Y. Nohara, Y. Yosimoto, and Y. Nomura, "Ab initio gw plus cumulant calculation for isolated band systems: Application to organic conductor $(TMTSF)_2pf_6$ and transition-metal oxide $srvo_3$," *Phys. Rev. B* **93**, 085124 (2016).
- ²⁶B. Gumhalter, V. Kovač, F. Caruso, H. Lambert, and F. Giustino, "On the combined use of GW approximation and cumulant expansion in the calculations of quasiparticle spectra: The paradigm of Si valence bands," *Phys. Rev. B* **94**, 035103 (2016).
- ²⁷J. J. Kas, J. J. Rehr, and J. B. Curtis, "Particle-hole cumulant approach for inelastic losses in x-ray spectra," *Phys. Rev. B* **94**, 035156 (2016).
- ²⁸C. Verdi, F. Caruso, and F. Giustino, "Origin of the crossover from polarons to fermi liquids in transition metal oxides," *Nat. Comm.* **8**, 15769 (2017).
- ²⁹J. S. Zhou, M. Gatti, J. J. Kas, J. J. Rehr, and L. Reining, "Cumulant Green's function calculations of plasmon satellites in bulk sodium: Influence of screening and the crystal environment," *Phys. Rev. B* **97**, 035137 (2018).
- ³⁰L. Hedin, "New method for calculating the one-particle Green's function with application to the electron-gas problem," *Phys. Rev.* **139**, A796 (1965).

- ³¹L. Reining, “The GW approximation: Content, successes and limitations: The GW approximation,” *WIREs Comput. Mol. Sci.* **8**, e1344 (2017).
- ³²D. Golze, M. Dvorak, and P. Rinke, “The gw compendium: A practical guide to theoretical photoemission spectroscopy,” *Front. Chem.* **7**, 377 (2019).
- ³³A. Marie, A. Ammar, and P.-F. Loos, “The GW Approximation: A Quantum Chemistry Perspective,” (2023), arXiv:2311.05351 [physics.chem-ph].
- ³⁴F. Caruso and F. Giustino, “Spectral fingerprints of electron-plasmon coupling,” *Phys. Rev. B* **92**, 045123 (2015).
- ³⁵V. Vlček, E. Rabani, and D. Neuhauser, “Quasiparticle spectra from molecules to bulk,” *Phys. Rev. Materials* **2**, 030801 (2018).
- ³⁶P. Nozières and C. T. De Dominicis, “Singularities in the X-Ray Absorption and Emission of Metals. III. One-Body Theory Exact Solution,” *Phys. Rev.* **178**, 1097–1107 (1969).
- ³⁷F. Bechstedt, “On the Theory of Plasmon Satellite Structures in the Photoelectron Spectra of Non-Metallic Solids I. Soluble Model,” *Physica Status Solidi (b)* **101**, 275–286 (1980).
- ³⁸F. Bechstedt, R. Endeblein, and M. Koch, “Theory of Core Excitons in Semiconductors,” *Physica Status Solidi (b)* **99**, 61–70 (1980).
- ³⁹F. Bechstedt, “Electronic Relaxation Effects in Core Level Spectra of Solids,” *Physica Status Solidi (b)* **112**, 9–49 (1982).
- ⁴⁰J. J. Kas, F. D. Vila, T. S. Tan, and J. J. Rehr, “Green’s function methods for excited states and x-ray spectra of functional materials,” *Electron. Struct.* **4**, 033001 (2022).
- ⁴¹B. I. Lundqvist, “Characteristic structure in core electron spectra of metals due to the electron-plasmon coupling,” *Phys kondens Materie* **9**, 236–248 (1969).
- ⁴²D. C. Langreth, “Singularities in the X-Ray Spectra of Metals,” *Phys. Rev. B* **1**, 471–477 (1970).
- ⁴³O. Gunnarsson, V. Meden, and K. Schönhammer, “Corrections to Migdal’s theorem for spectral functions: A cumulant treatment of the time-dependent Green’s function,” *Phys. Rev. B* **50**, 10462–10473 (1994).
- ⁴⁴L. Hedin, “Effects of Recoil on Shake-Up Spectra in Metals,” *Phys. Scr.* **21**, 477–480 (1980).
- ⁴⁵L. Cederbaum, “Application of Green’s functions to excitations accompanying photoionization in atoms and molecules,” *Mol. Phys.* **28**, 479–493 (1974).
- ⁴⁶C. Mejuto-Zaera, G. Weng, M. Romanova, S. J. Cotton, K. B. Whaley, N. M. Tubman, and V. Vlček, “Are multi-quasiparticle interactions important in molecular ionization?” *J. Chem. Phys.* **154**, 121101 (2021).
- ⁴⁷M. Tzavala, J. J. Kas, L. Reining, and J. J. Rehr, “Nonlinear response in the cumulant expansion for core-level photoemission,” *Phys. Rev. Research* **2**, 033147 (2020).
- ⁴⁸P. Cudazzo and L. Reining, “Correlation satellites in optical and loss spectra,” *Phys. Rev. Research* **2**, 012032 (2020).
- ⁴⁹P. Cudazzo, “First-principles description of the exciton-phonon interaction: A cumulant approach,” *Phys. Rev. B* **102**, 045136 (2020).
- ⁵⁰J. J. Kas, J. J. Rehr, and T. P. Devereaux, “Ab Initio Multiplet-Plus-Cumulant Approach for Correlation Effects in X-Ray Photoelectron Spectroscopy,” *Phys. Rev. Lett.* **128**, 216401 (2022).
- ⁵¹S. Biermann and A. van Roekeghem, “Electronic polarons, cumulants and doubly dynamical mean field theory: Theoretical spectroscopy for correlated and less correlated materials,” *J. Electron Spectrosc. Relat. Phenom.* **208**, 17–23 (2016).
- ⁵²I. Shavitt and R. J. Bartlett, *Many-Body Methods in Chemistry and Physics: MBPT and Coupled-Cluster Theory*, Cambridge Molecular Science (Cambridge University Press, Cambridge, 2009).
- ⁵³W. M. C. Foulkes, L. Mitras, R. J. Needs, and G. Rajagopal, “Quantum monte carlo simulations of solids,” *Rev. Mod. Phys.* **73**, 33–83 (2001).
- ⁵⁴B. M. Austin, D. Y. Zubarev, and W. A. Lester, “Quantum monte carlo and related approaches,” *Chem. Rev.* **112**, 263–288 (2012).
- ⁵⁵C.-O. Almbladh and L. Hedin, “Handbook on synchrotron radiation,” (North-Holland, Amsterdam, 1983) Chap. 8.
- ⁵⁶F. D. Vila, J. J. Rehr, J. J. Kas, K. Kowalski, and B. Peng, “Real-Time Coupled-Cluster Approach for the Cumulant Green’s Function,” *J. Chem. Theory Comput.* **16**, 6983–6992 (2020).
- ⁵⁷F. D. Vila, J. J. Kas, J. J. Rehr, K. Kowalski, and B. Peng, “Equation-of-Motion Coupled-Cluster Cumulant Green’s Function for Excited States and X-Ray Spectra,” *Front. Chem.* **9**, 734945 (2021).
- ⁵⁸A. Marie and P.-F. Loos, “Reference energies for valence ionizations and satellite transitions,” (2024), arXiv:2402.13877 [physics.chem-ph].
- ⁵⁹L. Hedin, “Many-body effects in soft x-ray emission in metals,” *Solid State Commun.* **5**, 451–454 (1967).
- ⁶⁰B. I. Lundqvist, “Single-particle spectrum of the degenerate electron gas: I. the structure of the spectral weight function,” *Physik der Kondensierten Materie* **6**, 193–205 (1967).
- ⁶¹B. I. Lundqvist, “Single-particle spectrum of the degenerate electron gas: Ii. numerical results for electrons coupled to plasmons,” *Physik der Kondensierten Materie* **6**, 206–217 (1967).
- ⁶²B. I. Lundqvist, “Single-particle spectrum of the degenerate electron gas: Iii. numerical results in the random phase approximation,” *Physik der Kondensierten Materie* **7**, 117–123 (1968).
- ⁶³B. I. Lundqvist and V. Samathiyakanit, “Single-particle spectrum of the degenerate electron gas iv. ground state energy,” *Physik der Kondensierten Materie* **9**, 231–235 (1969).
- ⁶⁴A. Bostwick, F. Speck, T. Seyller, K. Horn, M. Polini, R. Asgari, A. H. MacDonald, and E. Rotenberg, “Observation of Plasmarons in Quasi-Freestanding Doped Graphene,” *Science* **328**, 999–1002 (2010).
- ⁶⁵O. E. Dial, R. C. Ashoori, L. N. Pfeiffer, and K. W. West, “Observations of plasmarons in a two-dimensional system: Tunneling measurements using time-domain capacitance spectroscopy,” *Phys. Rev. B* **85**, 081306 (2012).
- ⁶⁶M. Guzzo, *Dynamical correlation in solids: a perspective in photoelectron spectroscopy*, Ph.D. thesis, Ecole Polytechnique (2012).
- ⁶⁷L. Hedin, “Properties of electron self-energies and their role in electron spectroscopies,” *Nuclear Instruments and Methods in Physics Research Section A: Accelerators, Spectrometers, Detectors and Associated Equipment* **308**, 169–177 (1991).
- ⁶⁸J. Tölle and G. Kin-Lic Chan, “Exact relationships between the GW approximation and equation-of-motion coupled-cluster theories through the quasi-boson formalism,” *J. Chem. Phys.* **158**, 124123 (2023).
- ⁶⁹M. F. Lange and T. C. Berkelbach, “On the Relation between Equation-of-Motion Coupled-Cluster Theory and the GW Approximation,” *J. Chem. Theory Comput.* **14**, 4224–4236 (2018).
- ⁷⁰R. Quintero-Monsebaiz, E. Monino, A. Marie, and P.-F. Loos, “Connections between many-body perturbation and coupled-cluster theories,” *J. Chem. Phys.* **157**, 231102 (2022).
- ⁷¹B. Holm and F. Aryasetiawan, “Self-consistent cumulant expansion for the electron gas,” *Phys. Rev. B* **56**, 12825–12831 (1997).
- ⁷²J. Lischner, D. Vigil-Fowler, and S. G. Louie, “Satellite structures in the spectral functions of the two-dimensional electron gas in semiconductor quantum wells: A G W plus cumulant study,” *Phys. Rev. B* **89**, 125430 (2014).
- ⁷³M. Springer, F. Aryasetiawan, and K. Karlsson, “First-principles T-matrix theory with application to the 6 ev satellite in ni,” *Phys. Rev. Lett.* **80**, 2389–2392 (1998).
- ⁷⁴J. McClain, J. Lischner, T. Watson, D. A. Matthews, E. Ronca, S. G. Louie, T. C. Berkelbach, and G. K.-L. Chan, “Spectral functions of the uniform electron gas via coupled-cluster theory and comparison to the G W and related approximations,” *Phys. Rev. B* **93**, 235139 (2016).
- ⁷⁵G. K.-L. Chan and S. Sharma, “The density matrix renormalization group in quantum chemistry,” *Annu. Rev. Phys. Chem.* **62**, 465–481 (2011).
- ⁷⁶A. Baiardi and M. Reiher, “The density matrix renormalization group in chemistry and molecular physics: Recent developments and new challenges,” *J. Chem. Phys.* **152**, 040903 (2020).
- ⁷⁷D. Vigil-Fowler, S. G. Louie, and J. Lischner, “Dispersion and line shape of plasmon satellites in one, two, and three dimensions,” *Phys. Rev. B* **93**, 235446 (2016).
- ⁷⁸M. Z. Mayers, M. S. Hybertsen, and D. R. Reichman, “Description of quasiparticle and satellite properties via cumulant expansions of the retarded one-particle Green’s function,” *Phys. Rev. B* **94**, 081109 (2016).
- ⁷⁹F. Caruso and F. Giustino, “The GW plus cumulant method and plasmonic polarons: Application to the homogeneous electron gas*,” *Eur. Phys. J. B* **89**, 238 (2016).
- ⁸⁰D. Neuhauser, Y. Gao, C. Arntsen, C. Karshenas, E. Rabani, and R. Baer, “Breaking the Theoretical Scaling Limit for Predicting Quasiparticle Energies: The Stochastic G W Approach,” *Phys. Rev. Lett.* **113**, 076402 (2014).
- ⁸¹V. Vlček, E. Rabani, D. Neuhauser, and R. Baer, “Stochastic GW Calculations for Molecules,” *J. Chem. Theory Comput.* **13**, 4997–5003 (2017).
- ⁸²H. Wasada and K. Hirao, “Computational studies of satellite peaks of the inner-valence ionization of C2H4, C2H2 and H2S using the SAC CI method,” *Chem. Phys.* **138**, 277–290 (1989).

- ⁸³M. Ishida, M. Ehara, and H. Nakatsuji, "Outer- and inner-valence ionization spectra of NH₃, PH₃, and AsH₃: Symmetry-adapted cluster configuration interaction general-R study," *J. Chem. Phys.* **116**, 1934–1943 (2002).
- ⁸⁴J. J. Rehr, F. D. Vila, J. J. Kas, N. Y. Hirshberg, K. Kowalski, and B. Peng, "Equation of motion coupled-cluster cumulant approach for intrinsic losses in x-ray spectra," *J. Chem. Phys.* **152**, 174113 (2020).
- ⁸⁵F. D. Vila, J. J. Rehr, H. Pathak, B. Peng, A. Panyala, E. Mutlu, N. P. Bauman, and K. Kowalski, "Real-time equation-of-motion CC cumulant and CC Green's function simulations of photoemission spectra of water and water dimer," *J. Chem. Phys.* **157**, 044101 (2022).
- ⁸⁶F. D. Vila, K. Kowalski, B. Peng, J. J. Kas, and J. J. Rehr, "Real-Time Equation-of-Motion CCSD Cumulant Green's Function," *J. Chem. Theory Comput.* **18**, 1799–1807 (2022).
- ⁸⁷H. Pathak, A. Panyala, B. Peng, N. P. Bauman, E. Mutlu, J. J. Rehr, F. D. Vila, and K. Kowalski, "Real-time equation-of-motion coupled-cluster cumulant green's function method: Heterogeneous parallel implementation based on the tensor algebra for many-body methods infrastructure," (2023), [arXiv:2301.04249 \[physics.chem-ph\]](https://arxiv.org/abs/2301.04249).
- ⁸⁸L. D. Landau, "On the energy loss of fast particles by ionisation," in *Collected Papers of L.D. Landau*, edited by D. Ter Haar (Pergamon, 1965) pp. 417–424.
- ⁸⁹P. Ring and P. Schuck, *The Nuclear Many-Body Problem* (Springer, 2004).
- ⁹⁰G. P. Chen, V. K. Voora, M. M. Agee, S. G. Balasubramani, and F. Furche, "Random-phase approximation methods," *Ann. Rev. Phys. Chem.* **68**, 421–445 (2017).
- ⁹¹X. Ren, N. Marom, F. Caruso, M. Scheffler, and P. Rinke, "Beyond the G W approximation: A second-order screened exchange correction," *Phys. Rev. B* **92**, 081104 (2015).
- ⁹²P. F. Loos, "QuAcK: a software for emerging quantum electronic structure methods," (2019), <https://github.com/pfloos/QuAcK>.
- ⁹³A. Marie and P.-F. Loos, "A similarity renormalization group approach to green's function methods," *J. Chem. Theory Comput.* **19**, 3943–3957 (2023).
- ⁹⁴S. J. Bintrim and T. C. Berkelbach, "Full-frequency gw without frequency," *J. Chem. Phys.* **154**, 041101 (2021).
- ⁹⁵E. Monino and P.-F. Loos, "Unphysical discontinuities, intruder states and regularization in gw methods," *J. Chem. Phys.* **156**, 231101 (2022).
- ⁹⁶E. Monino and P.-F. Loos, "Connections and performances of green's function methods for charged and neutral excitations," *J. Chem. Phys.* **159**, 034105 (2023).
- ⁹⁷C. J. C. Scott, O. J. Backhouse, and G. H. Booth, "A "moment-conserving" reformulation of gw theory," *J. Chem. Phys.* **158**, 124102 (2023).