



HAL
open science

CHARACTERIZATION OF A NITRATE HIGH-AFFINITY TRANSPORT SYSTEM IN BRACHYPODIUM DISTACHYON

Laure David, Patrick Berquin, Françoise Daniel-Vedele, Anne Krapp, Thomas Girin, Sylvie Ferrario-Méry

► **To cite this version:**

Laure David, Patrick Berquin, Françoise Daniel-Vedele, Anne Krapp, Thomas Girin, et al.. CHARACTERIZATION OF A NITRATE HIGH-AFFINITY TRANSPORT SYSTEM IN BRACHYPODIUM DISTACHYON. 4th International Brachypodium Conference 2019, Jun 2019, Huesca, Spain. hal-04472354

HAL Id: hal-04472354

<https://hal.science/hal-04472354v1>

Submitted on 26 Feb 2024

HAL is a multi-disciplinary open access archive for the deposit and dissemination of scientific research documents, whether they are published or not. The documents may come from teaching and research institutions in France or abroad, or from public or private research centers.

L'archive ouverte pluridisciplinaire **HAL**, est destinée au dépôt et à la diffusion de documents scientifiques de niveau recherche, publiés ou non, émanant des établissements d'enseignement et de recherche français ou étrangers, des laboratoires publics ou privés.

CHARACTERIZATION OF A NITRATE HIGH-AFFINITY TRANSPORT SYSTEM IN BRACHYPODIUM

Laure David^{1,2}, Mathilde Grégoire¹, Patrick Berquin¹, Elodie Phommabouth¹, Anne Krapp¹, Françoise Daniel-Vedele¹, Thomas Girin¹ and Sylvie Ferrario-Méry¹

¹Institut Jean-Pierre Bourgin, INRA, AgroParisTech, CNRS, Université Paris-Saclay, RD10, 78026 Versailles Cedex, France (sylvie.ferrario-mery@inra.fr)

²Present address: ETH Department of Biology, Universitätstrasse 2, 8092 Zurich, Switzerland

Introduction

Nitrogen is an essential element for growth and plant development. Improving the nitrogen use efficiency of crops is a priority for the future in order to limit the fertilizer use and environmental impacts. An efficient nitrate uptake system contributes to improve the nitrogen use efficiency of crops in conditions of low N availability. **The High-Affinity nitrate Transport System (HATS) in plants is active in low range of external nitrate and is mediated by a two-component system (the high affinity transporters NRT2 associated to a partner protein NRT3).** Using phylogenetic studies, seven *NRT2* orthologues and two *NRT3* orthologues were found in *Brachypodium distachyon* (Figure 1) [1].

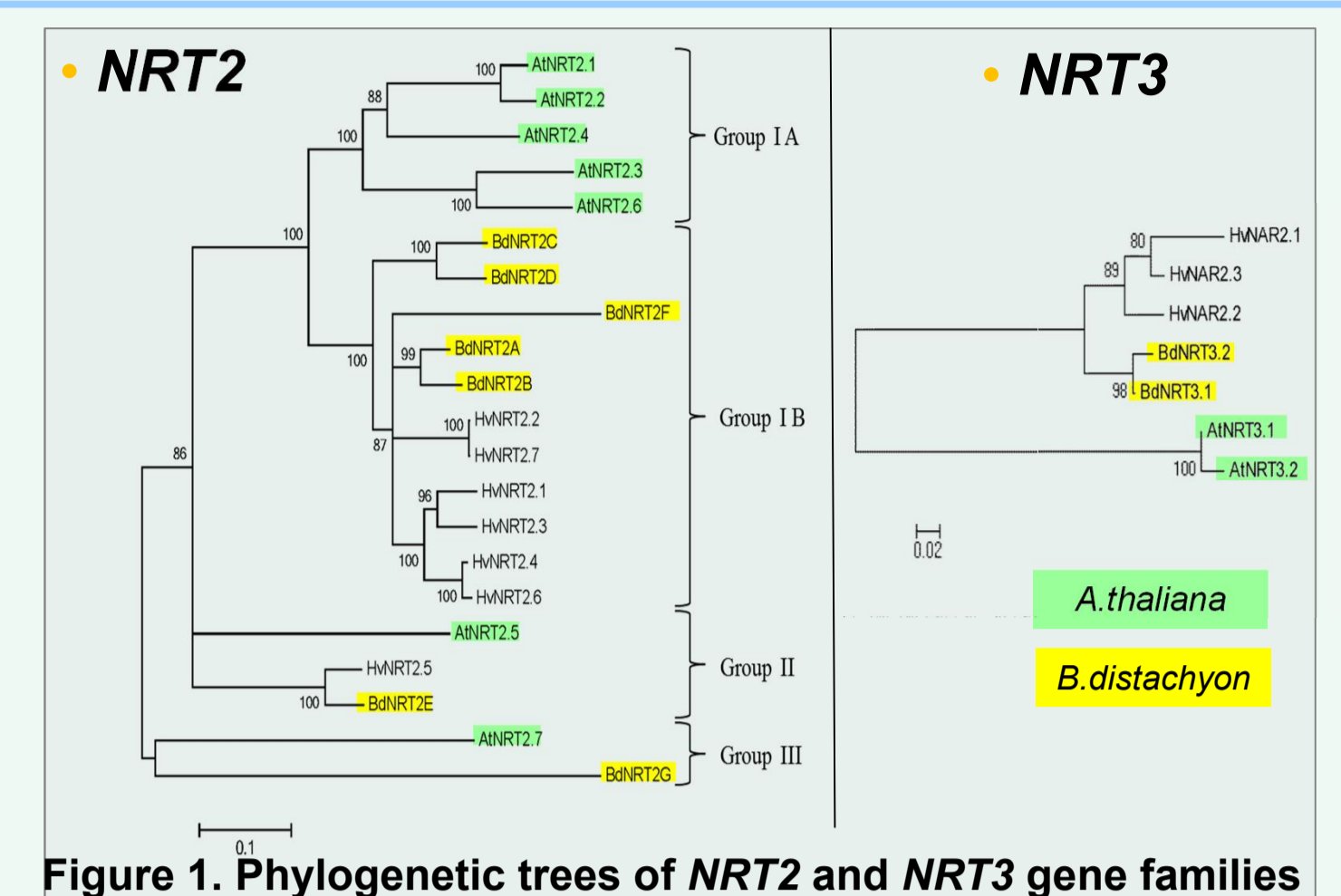


Figure 1. Phylogenetic trees of *NRT2* and *NRT3* gene families

1a) *BdNRT2A/2B* and *BdNRT3.2* expressions are induced in response to nitrate

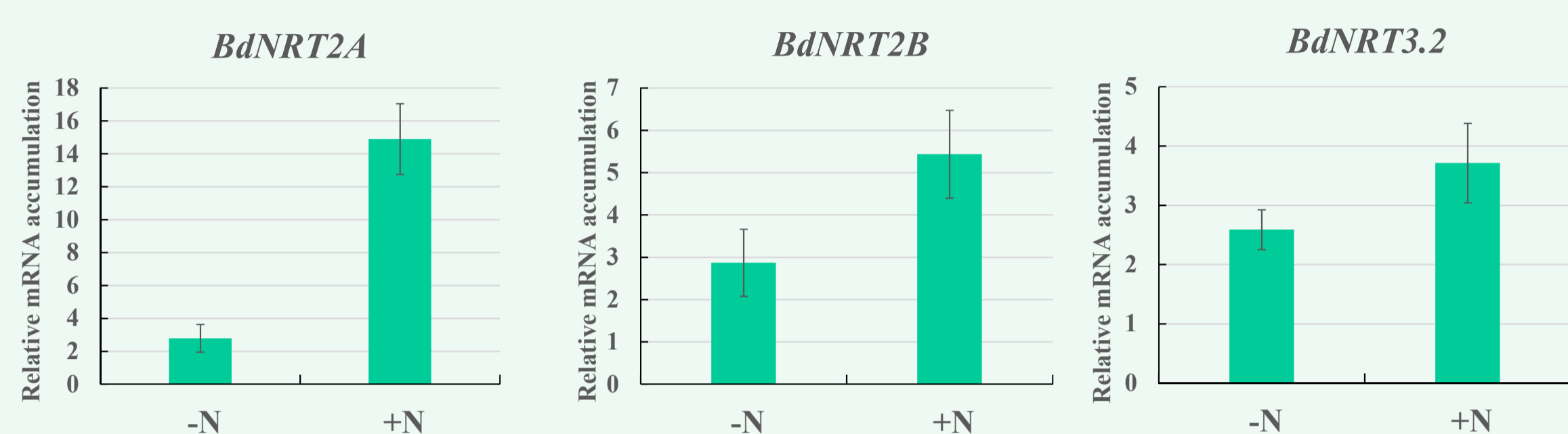


Figure 2. Expression profiles of *BdNRT2A/B* and *BdNRT3.2* genes

Real-time RT-PCR performed on roots of 22 day old plants grown in hydroponic on 0.1 mM NO₃⁻ for 17 days then on 0 mM NO₃⁻ for 4 days

- and then 0 mM (-N)
- or 1 mM NO₃⁻ for 3 h (+N).

1b) *BdNRT2A/2B* and *BdNRT3.2* expressions in response to nitrate availability fits with the characteristics of a HATS activity [2]

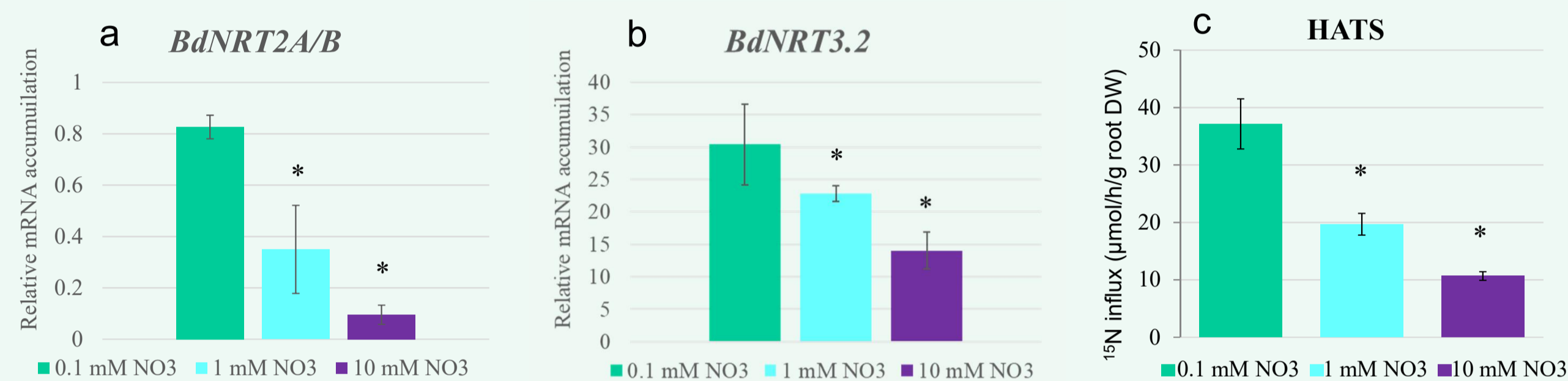


Figure 3. Expression profiles of *BdNRT2A/B* and *BdNRT3.2* genes and HATS activity

• Real-time RT-PCR performed on roots of 17 day old plants grown in hydroponic on 0.1; 1 or 10 mM NO₃⁻ (a,b).

- ¹⁵N influx measurements into roots (0.2mM ¹⁵NO₃⁻ for 5 min) (HATS), (c).

BdNRT2A/2B and *BdNRT3.2* gene expressions were enhanced by low nitrate supply in root in correlation with the HATS activity, and thus are good candidates for HATS activity in Brachypodium.

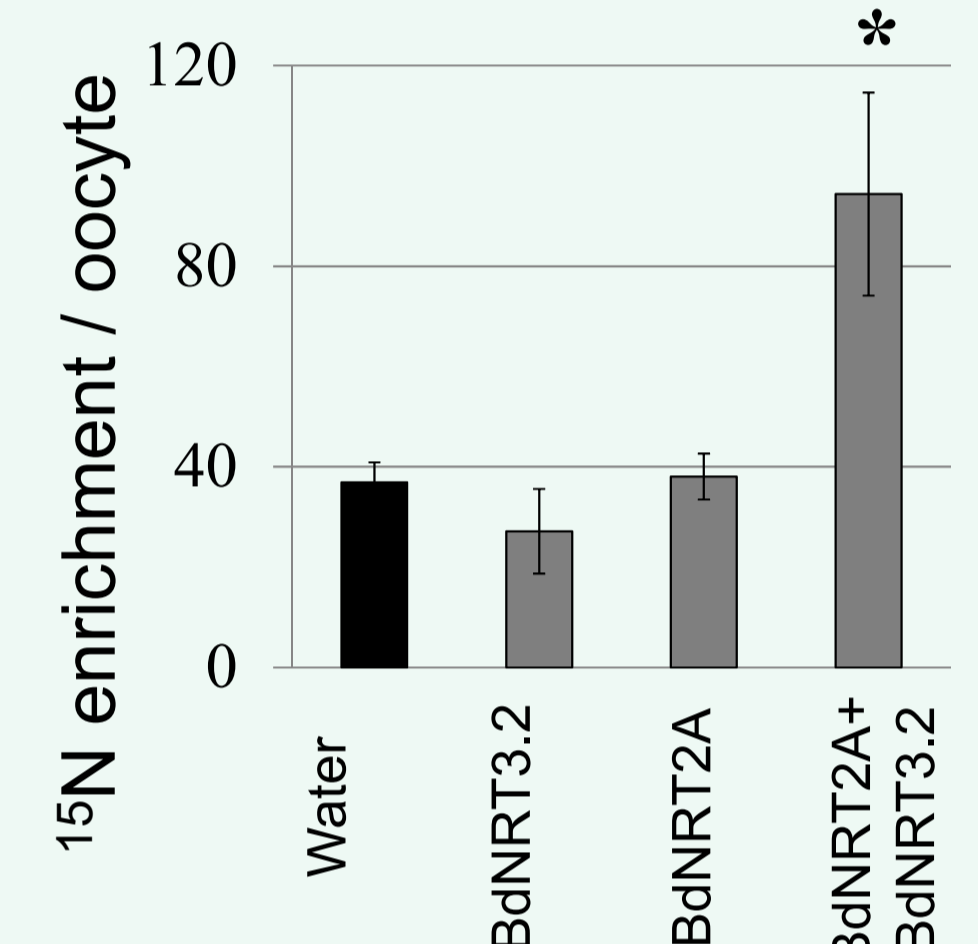
3) Co-expression of *BdNRT2A* and *BdNRT3.2* is required for an effective nitrate transport in the heterologous expression system *Xenopus oocytes*

Functional interaction between *BdNRT2A* and *BdNRT3.2* was shown by NO₃⁻ uptake measurements in a heterologous expression system.

Only *Xenopus oocytes* co-injected with *BdNRT2A* and *BdNRT3.2* were able to transport NO₃⁻.

Figure 5. ¹⁵NO₃⁻ transport measurements in *Xenopus oocytes*.

Xenopus laevis oocytes were injected with nuclease-free water, *BdNRT2A*, *BdNRT3.2* or a co-injection of *BdNRT2A* and *BdNRT3.2* cRNA. After three days, oocytes were incubated in a solution enriched with 0.5 mM Na¹⁵NO₃ (atom% ¹⁵N: 98%) and the Na¹⁵N enrichment of individual oocytes was measured after 16h.



2) *BdNRT2A* has a major role in NO₃⁻ uptake in low N availability (HATS). Growth and HATS activity are lowered in Brachypodium mutants defective in *BdNRT2A*

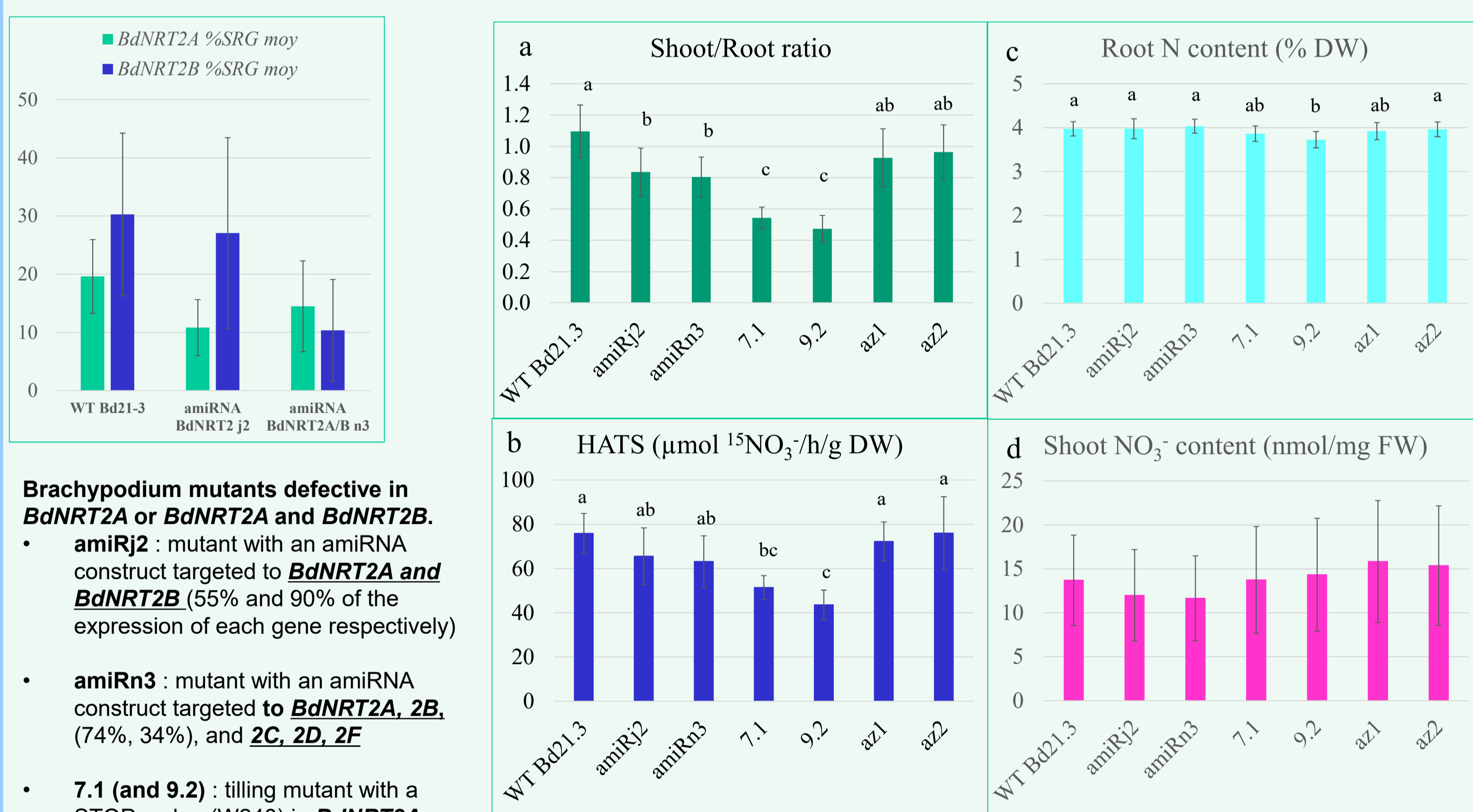


Figure 4. Phenotype of Brachypodium mutants defective in *BdNRT2A*.

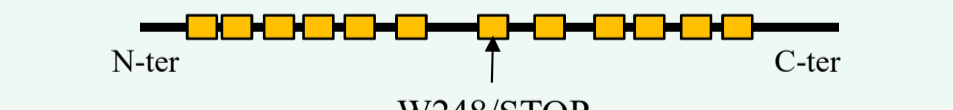
- (a) Shoot/root biomass ratio of 3 week-old plants of Brachypodium grown in hydroponics with 0.2 mM NO₃⁻.
 (b) ¹⁵NO₃⁻ (0.2 mM) influx measured during 5 min uptake (HATS).
 (c) N content in roots
 (d) Nitrate content in shoots

Brachypodium mutants defective in *BdNRT2A* or *BdNRT2A* and *BdNRT2B*.

- **amiRj2**: mutant with an amiRNA construct targeted to *BdNRT2A* and *BdNRT2B* (55% and 90% of the expression of each gene respectively)

- **amiRn3**: mutant with an amiRNA construct targeted to *BdNRT2A*, *2B*, (74%, 34%), and *2C*, *2D*, *2F*

- **7.1 (and 9.2)**: tilling mutant with a STOP codon (W248) in *BdNRT2A*



- **az1 and az2**: two azygote lines of the *BdNRT2A* tilling mutant

4) Species specificity of *BdNRT2A/BdNRT3* interaction: *BdNRT2A* is targeted to plasma membrane in presence of *BdNRT3.2* but not *AtNRT3.1*

NRT2 targeting to plasma membrane requires a protein-protein interaction with *NRT3*. Transient expression experiments in *atnrt2.1-2* protoplasts showed that *BdNRT2A* interact with *BdNRT3.2* but not with *AtNRT3.1*.

A Ser specifically conserved in the C-terminal extension of *NRT2.1* in monocotyledons has been identified as responsible of the *NRT2/NRT3* interaction in Barley [3].

Site directed mutagenesis of *BdNRT2A* Ser454 mimicking (or not) a constitutive phosphorylation status of this Ser (S454D or S454A respectively) was used to study the species specificity of the interaction.

The results showed that Ser454 is not sufficient to explain the species specificity of the interaction.

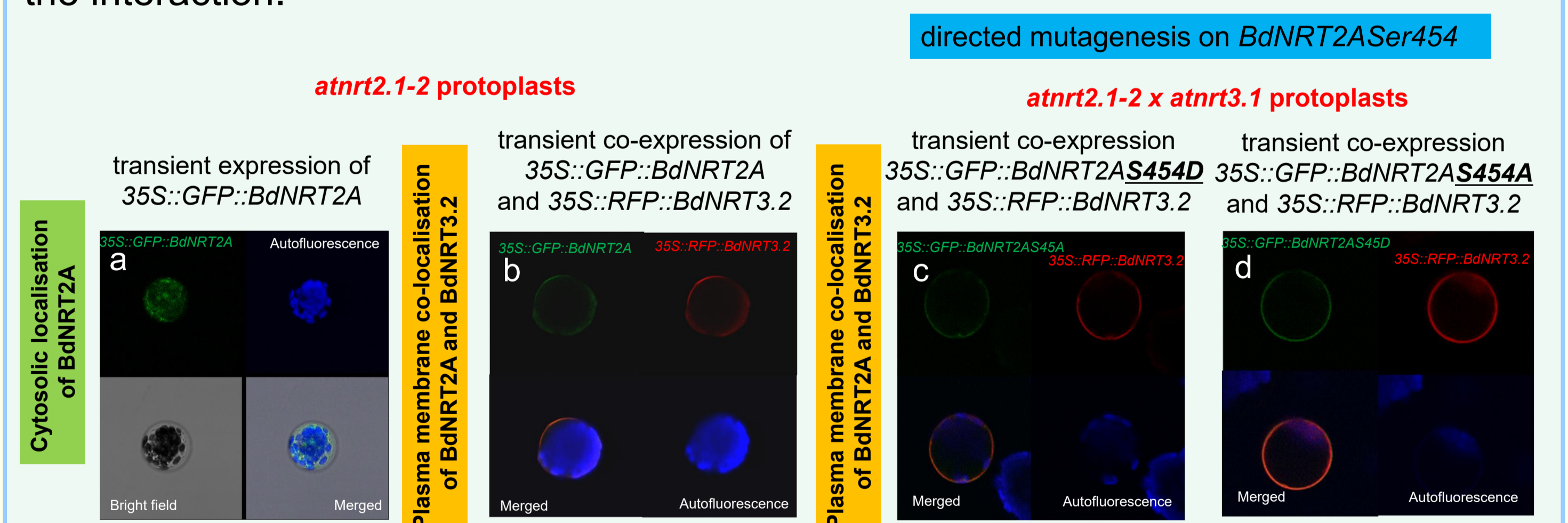


Figure 6. Subcellular localisation of *BdNRT2A* in Arabidopsis protoplasts observed with confocal imaging.

Conclusion

Using various approaches, these results show that *BdNRT2A* and *BdNRT3.2* are the main component of the HATS activity of NO₃⁻ (up to 30-40%) in Brachypodium and allow an optimal growth in low N conditions. The functional interaction between *BdNRT2A* and *BdNRT3.2* seem species specific.

References

- [1] Girin T, David LC, Chardin C, Sibout R, Krapp A, Ferrario-Méry S, Daniel-Vedele F. 2014 Brachypodium: a promising hub between model species and cereals. *J. Exp. Bot* 65: (19) 5683-5696.
- [2] David LC, Girin T, Fleurisson E, Phommabouth E, Mahfoudhi A, Citerne S, Berquin P, Daniel-Vedele F, Krapp A, Ferrario-Méry S. 2019 Developmental and physiological responses of Brachypodium distachyon to fluctuating nitrogen availability. *Sci Rep*. 9(1):3824
- [3] Ishikawa S, Yuka Ito, Sato Y, Fukaya Y, Takahashi M, Morikawa H, Ohtake N, Ohyama T, Sueyoshi K. 2009 Two-component high-affinity nitrate transport system in barley: Membrane localization, protein expression in roots and a direct protein-protein interaction. *Plant Biotechnology* 26, 197–205.

Acknowledgements

We thank Anthony Miller (John Innes Center in Norwich, UK) for his help in the transport measurements in *Xenopus oocytes*. Work at IJPB benefits from the support of the Labex Saclay Plant Sciences-SPS (ANR-10-MABX-0040-SPS).