



HAL
open science

The Role of Empathy in Alcohol Use of Bullying Perpetrators and Victims: Lower Personal Empathic Distress Makes Male Perpetrators of Bullying More Vulnerable to Alcohol Use

Maren Prignitz, Tobias Banaschewski, Arun Bokde, Sylvane Desrivières, Antoine Grigis, Hugh Garavan, Penny Gowland, Andreas Heinz, Jean-Luc Martinot, Marie-Laure Paillère Martinot, et al.

► **To cite this version:**

Maren Prignitz, Tobias Banaschewski, Arun Bokde, Sylvane Desrivières, Antoine Grigis, et al.. The Role of Empathy in Alcohol Use of Bullying Perpetrators and Victims: Lower Personal Empathic Distress Makes Male Perpetrators of Bullying More Vulnerable to Alcohol Use. *International Journal of Environmental Research and Public Health*, 2023, 20 (13), pp.6286. 10.3390/ijerph20136286 . hal-04471242

HAL Id: hal-04471242

<https://hal.science/hal-04471242v1>

Submitted on 20 Sep 2024

HAL is a multi-disciplinary open access archive for the deposit and dissemination of scientific research documents, whether they are published or not. The documents may come from teaching and research institutions in France or abroad, or from public or private research centers.

L'archive ouverte pluridisciplinaire **HAL**, est destinée au dépôt et à la diffusion de documents scientifiques de niveau recherche, publiés ou non, émanant des établissements d'enseignement et de recherche français ou étrangers, des laboratoires publics ou privés.



Distributed under a Creative Commons Attribution 4.0 International License



Article

The Role of Empathy in Alcohol Use of Bullying Perpetrators and Victims: Lower Personal Empathic Distress Makes Male Perpetrators of Bullying More Vulnerable to Alcohol Use

Maren Prignitz ^{1,*} , Tobias Banaschewski ² , Arun L. W. Bokde ³, Sylvane Desrivieres ⁴, Antoine Grigis ⁵, Hugh Garavan ⁶, Penny Gowland ⁷ , Andreas Heinz ⁸ , Jean-Luc Martinot ⁹, Marie-Laure Paillère Martinot ^{9,10} , Eric Artiges ^{9,11} , Dimitri Papadopoulos Orfanos ⁵ , Luise Poustka ^{12,13} , Sarah Hohmann ², Juliane H. Fröhner ¹⁴, Lauren Robinson ¹⁵, Michael N. Smolka ¹⁴ , Henrik Walter ⁸, Jeanne M. Winterer ^{8,16}, Robert Whelan ¹⁷, Gunter Schumann ^{18,19}, Frauke Nees ^{1,2,20,†} , Herta Flor ^{1,21,‡}
and on behalf of the IMAGEN Consortium ‡

- ¹ Institute of Cognitive and Clinical Neuroscience, Central Institute of Mental Health, Medical Faculty Mannheim, Heidelberg University, Square J5, 68159 Mannheim, Germany
 - ² Department of Child and Adolescent Psychiatry and Psychotherapy, Central Institute of Mental Health, Medical Faculty Mannheim, Heidelberg University, Square J5, 68159 Mannheim, Germany
 - ³ Discipline of Psychiatry, School of Medicine and Trinity College Institute of Neuroscience, Trinity College Dublin, Dublin 2, Ireland
 - ⁴ Social, Genetic and Developmental Psychiatry Centre, Institute of Psychiatry, Psychology and Neuroscience, King's College London, London SE5 8AF, UK
 - ⁵ NeuroSpin, CEA, Université Paris-Saclay, F-91191 Gif-sur-Yvette, France
 - ⁶ Departments of Psychiatry and Psychology, University of Vermont, Burlington, VT 05405, USA
 - ⁷ Sir Peter Mansfield Imaging Centre School of Physics and Astronomy, University of Nottingham, University Park, Nottingham NG7 2QL, UK
 - ⁸ Department of Psychiatry and Psychotherapy CCM, Charité—Universitätsmedizin Berlin, Corporate Member of Freie Universität Berlin, Humboldt-Universität zu Berlin, and Berlin Institute of Health, 10117 Berlin, Germany
 - ⁹ Institut National de la Santé et de la Recherche Médicale, INSERM U 1299 “Trajectoires Développementales en Psychiatrie”, Université Paris-Saclay, CNRS, Ecole Normale Supérieure Paris-Saclay, Centre Borelli, F-91190 Gif-sur-Yvette, France
 - ¹⁰ Department of Child and Adolescent Psychiatry, Pitié-Salpêtrière Hospital, AP-HP, Sorbonne Université, 75651 Paris, France
 - ¹¹ Psychiatry Department, EPS Barthélémy Durand, 91150 Etampes, France
 - ¹² Department of Child and Adolescent Psychiatry and Psychotherapy, University Medical Centre Göttingen, von-Siebold-Str. 5, 37075 Göttingen, Germany
 - ¹³ Department of Child and Adolescent Psychiatry, Centre for Psychosocial Medicine, Heidelberg University, 69115 Heidelberg, Germany
 - ¹⁴ Department of Psychiatry and Psychotherapy, Technische Universität Dresden, 01069 Dresden, Germany
 - ¹⁵ Department of Psychological Medicine, Section for Eating Disorders, Institute of Psychiatry, Psychology and Neuroscience, King's College London, London SE5 8AF, UK
 - ¹⁶ Department of Education and Psychology, Freie Universität Berlin, 14195 Berlin, Germany
 - ¹⁷ School of Psychology and Global Brain Health Institute, Trinity College Dublin, Dublin 2, Ireland
 - ¹⁸ Centre for Population Neuroscience and Stratified Medicine (PONS), Department of Psychiatry and Neuroscience, Charité Universitätsmedizin Berlin, 10117 Berlin, Germany
 - ¹⁹ Centre for Population Neuroscience and Precision Medicine (PONS), Institute for Science and Technology of Brain-Inspired Intelligence (ISTBI), Fudan University, Shanghai 200433, China
 - ²⁰ Institute of Medical Psychology and Medical Sociology, University Medical Center Schleswig Holstein, Kiel University, 24105 Kiel, Germany
 - ²¹ Department of Psychology, School of Social Sciences, University of Mannheim, 68131 Mannheim, Germany
- * Correspondence: maren.prignitz@zi-mannheim.de; Tel.: +49-621-1703-6313
 † These authors contributed equally to this work.
 ‡ Membership of IMAGEN Consortium is provided in Acknowledgments.



Citation: Prignitz, M.; Banaschewski, T.; Bokde, A.L.W.; Desrivieres, S.; Grigis, A.; Garavan, H.; Gowland, P.; Heinz, A.; Martinot, J.-L.; Paillère Martinot, M.-L.; et al. The Role of Empathy in Alcohol Use of Bullying Perpetrators and Victims: Lower Personal Empathic Distress Makes Male Perpetrators of Bullying More Vulnerable to Alcohol Use. *Int. J. Environ. Res. Public Health* **2023**, *20*, 6286. <https://doi.org/10.3390/ijerph20136286>

Academic Editor: Matthew Costello

Received: 1 February 2023

Revised: 31 May 2023

Accepted: 9 June 2023

Published: 3 July 2023



Copyright: © 2023 by the authors. Licensee MDPI, Basel, Switzerland. This article is an open access article distributed under the terms and conditions of the Creative Commons Attribution (CC BY) license (<https://creativecommons.org/licenses/by/4.0/>).

Abstract: Bullying often results in negative coping in victims, including an increased consumption of alcohol. Recently, however, an increase in alcohol use has also been reported among perpetrators of bullying. The factors triggering this pattern are still unclear. We investigated the role of empathy in

the interaction between bullying and alcohol use in an adolescent sample (IMAGEN) at age 13.97 (± 0.53) years (baseline (BL), $N = 2165$, 50.9% female) and age 16.51 (± 0.61) years (follow-up 1 (FU1), $N = 1185$, 54.9% female). General empathic distress served as a significant moderator of alcohol use in perpetrators ($F_{9, 493} = 17.978$, $p < 0.01$), which was specific for males and FU1. Male perpetrators, who are generally less sensitive to distress, might thus be more vulnerable to alcohol abuse.

Keywords: bullying; alcohol; empathy; distress; adolescence

1. Introduction

Bullying is a major issue in many domains of our social lives. Considering the definition of bullying from Olweus [1], someone is being bullied when he or she has to suffer over time from repeated, negative actions towards himself/herself by one or more other people. As a form of peer harassment at school [2], bullying has its main impact on adolescence and results in serious and diverse negative outcomes for victims. This includes internalizing problems, such as depression [3], together with an increase in alcohol use as a potential externalizing coping strategy [4]. However, studies also report on negative outcomes for perpetrators, mainly showing externalizing problems such as an increase in aggressive behavior [5,6], and also, similar to victims, an increase in alcohol use [7,8].

While the increase in alcohol use found in victims of bullying rather confirms expectations, it is still not clear why perpetrators often respond along those lines. One aspect that might come into play is emotional reactivity [9]. This develops in adolescence and is an important aspect of social challenges [10]. In this respect, emotional reactivity might either be beneficial for or hinder coping with negative events, including events of bullying. If victims' coping fails due to strong emotional responses, they may develop or regress to alternative coping strategies such as alcohol use. This has already been shown in response to the experience of general negative events [11] as well as in response to highly stressful interpersonal situations [8,12,13].

If we consider the whole bullying process as a socially challenging situation, similar coping dynamics might also account for perpetrators. Even if perpetrators actively "create" such situations, those who are highly emotionally responsive might nevertheless also strongly react to these highly challenging events, similar to victims, and might fail in handling these situations [8,12,13]. This is in line with results from a meta-analysis by Kowalski et al. [14], who showed that perpetrators also tend to have higher levels of psychosocial distress and associated negative outcomes in bullying situations [15]. Moreover, if a perpetrator has higher general levels of personal empathic distress or empathic concern in intense interpersonal situations [16–18], he or she may also more strongly perceive any bullying situation as interpersonally challenging and stressful [12,15]. Thus, aside from emotional reactivity, for perpetrators, more general aspects of empathic distress or concern might specifically come into play. Empathy can be seen as a critical facet in regulating our social behavior [19], and indeed, it is defined as the ability to cognitively and affectively understand and share the emotions of others [20]. In this respect, general personal empathic distress, as an aspect of affective empathic processing, is supposed to reflect an individual disposition of a stronger self-focused and aversive emotional response when another person is under stress, which also includes the desire to reduce the accompanied stress in such a situation [16,18]. Thus, higher empathic personal distress can be seen as a "negative side" of empathic experience, which may be associated with other risk factors of heightened alcohol use [21]. This also fits with observations that, although perpetrators are mostly attributed with specific negative behavioral traits such as aggression [5], they still seem to have positive social skills [22] and are socially integrated into groups [23,24]. It can therefore be expected that being a perpetrator is more similar to a continuum of characteristics and influencing factors [25] in a situation-dependent manner rather than an

all-or-none phenomenon, where handling in terms of “coping” with bullying situations might also be conceivable for perpetrators.

For empathy, it has also been shown that victims of bullying are characterized by significantly higher empathy compared to noninvolved participants [26]. Fabris et al. [15] postulate that this association is driven by the continuous experience of victimization, which may lead to better recognition of signals of other people’s suffering and where personal empathic distress might then come into play. If such associations exist, this might explain previous findings of increased alcohol use in both victims and perpetrators of bullying and thus explain alcohol use as a common medium for both bullying groups. Indeed, the disposition for empathic distress has been shown to be associated with a higher tendency to initiate negative coping behaviors, including alcohol use [27,28]. This tendency might even be increased in females, who usually score higher on measures of empathy than males [29,30]. A higher pattern of alcohol use among perpetrators and victims might therefore also be sex-specific, assuming that specifically female perpetrators react with higher alcohol use and that this might be driven by higher levels of empathy. The former has just been found in a very recent study [31]. Whether and how this is related to facets of empathy has, however, not been investigated.

In the present study, we, therefore, aimed to disentangle the so far under-represented role of empathy as a potential moderator in the association between bullying and alcohol use, compare both adolescent victims and perpetrators of bullying, and consider potential sex differences in a longitudinal dataset, which has so far rarely been used in research on bullying. We assumed perpetrators and victims would use more alcohol than noninvolved adolescents and have higher empathic personal distress, resulting in a further increase in this association (see Figure 1). Additionally, we expected to see differences driven by sex in these associations. Since internalizing and externalizing problems have been strongly observed in perpetrators and victims of bullying [12], we controlled for these characteristics.

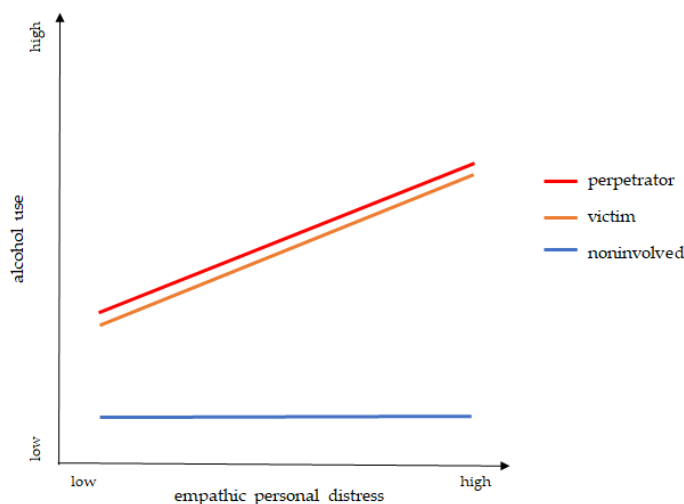


Figure 1. Graphical illustration of the hypotheses: (1.) perpetrators and victims are assumed to consume more alcohol than noninvolved individuals and (2.) higher empathic personal distress is assumed to increase this association.

2. Materials and Methods

2.1. Participants

Data for the current work were taken from the IMAGEN project, a longitudinal European multicenter study, with the aim of identifying genetic and neurobiological risk factors for developing psychological disorders in an ethnically homogenous but socioeconomically diverse sample [32]. Participants were assessed from adolescence to early adulthood along different waves (baseline (BL), follow-up 1 (FU1), follow-up 2, and follow-up 3) in eight cities in three European countries (the United Kingdom, France, and Germany). In

the current work, we used data from BL and FU1. We only included participants, from whom complete datasets were available, leaving a total sample of 2165 participants at BL (mean age 13.98 ± 0.487 years, 50.9% female) and 1185 participants at FU1 (mean age 16.493 ± 0.643 years, 54.9% female). A detailed description of the present sample can be found in Tables 1 and 2. Additionally, country-specific information on bullying distribution can be found in Supplementary Table S1.

Table 1. Sample distribution.

			Total		Male		Female	
			N	(%)	N	(%)	N	(%)
BL	Participants		2165		1062	(49.1)	1103	(50.9)
	Language	English	853	(39.4)	431	(40.6)	422	(38.3)
		French	261	(12.1)	130	(12.2)	131	(11.9)
		German	1050	(48.5)	500	(47.1)	550	(49.9)
	Bullying role	Perpetrator	106	(4.9)	77	(7.3)	29	(2.6)
		Victim	276	(12.7)	115	(10.8)	161	(14.6)
		Perp.-Victims	72	(3.3)	55	(5.2)	17	(1.5)
Noninvolved		1711	(79.0)	815	(76.7)	896	(81.2)	
FU1	Participants		1185		533	(45.0)	650	(54.9)
	Bullying role	Perpetrator	32	(2.7)	17	(3.2)	15	(2.3)
		Victim	63	(5.3)	16	(3.0)	46	(7.1)
		Perp.-Victims	15	(1.3)	10	(1.9)	5	(0.8)
		Noninvolved	1075	(90.7)	490	(91.9)	584	(89.8)
OL	Bullying role	Perpetrator	8	(25.0) *	5	(29.4) *	3	(20.0) *
		Victim	28	(44.4) *	9	(56.3) *	19	(41.3) *
		Perp.-Victims	3	(20.0) *	2	(20.0) *	1	(20.0) *
		Noninvolved	873	(81.3) *	383	(78.3) *	489	(83.7) *

Note. BL = baseline, FU1 = follow-up 1, OL = Overlap bullying cases between BL and FU1, N = total number of cases, % = percentage of all cases, * = percentage of cases compared to groups at FU1.

Table 2. Sample description.

			Total		Male		Female		Sex Differences	
			M	(SD)	M	(SD)	M	(SD)	t	(df)
BL	Age		13.973	(0.532)	13.981	(0.502)	13.964	(0.560)	0.715	(2221)
	Q × F		1.091	(1.559)	1.074	(1.576)	1.115	(1.548)	−0.611	(2177)
	SDQ	I	4.490	(2.951)	3.879	(2.817)	5.083	(2.959)	−9.766	(2194) ***
		E	6.156	(3.115)	6.287	(3.255)	6.027	(2.969)	1.953	(2194)
FU1	Age		16.511	(0.611)	16.509	(0.633)	16.514	(0.591)	−0.154	(1650)
	Q × F		2.863	(2.330)	3.166	(2.528)	2.581	(2.088)	5.211	(1695) ***
	SDQ	I	4.729	(3.149)	3.844	(2.848)	5.562	(3.194)	−11.695	(1690) ***
		E	5.290	(3.089)	5.224	(3.124)	5.355	(3.058)	−0.871	(1690)
	IRI	PT	15.218	(3.033)	14.900	(3.142)	15.478	(2.918)	−3.319	(1214) ***
		EC	14.760	(2.367)	14.544	(2.560)	14.931	(2.189)	−2.801	(1214) **
		PD	13.487	(3.128)	12.750	(3.082)	14.087	(3.042)	−7.58	(1213) ***
		F	15.113	(3.442)	14.504	(3.706)	15.608	(3.124)	−5.55	(1216) ***

Note. BL = Baseline; FU1 = follow-up 1; Q × F = Alcohol Use Disorder Identification Test quantity × frequency sub score; SDQ = Strengths and Difficulties Questionnaire; I = subscale Internalizing Problems; E = subscale Externalizing Problems; IRI = Interpersonal Reactivity Index; PT = subscale Perspective Taking; EC = subscale Empathic Concern; PD = subscale Personal Distress; F = subscale Fantasy; M = mean; SD = standard deviation; t = t value; df = degrees of freedom; ** p < 0.01; *** p < 0.001.

2.2. Procedure

Participants underwent a large test battery, including neuropsychological measures (e.g., CANTAB), cognitive tasks (e.g., PALP), functional tasks (e.g., face task, monetary incentive delay task, stop signal task), structural magnetic resonance imaging tasks (vol-

ometry, diffusion tensor imaging), and blood sampling for genotyping [32]. They also went through a large interview and questionnaire battery (e.g., on clinical characterization, personality, alcohol and drug use, and environmental factors) [32], assessed both at the study centers and online at home via the Psytools software [33]. For the present work, we selected questionnaire data on alcohol, empathy, bullying, and internalizing and externalizing problems.

2.3. Psychometric Assessments

Due to the multicenter and multilingual structure of the study, we used measures “based on three criteria: validation across [the] three languages, validation for use with adolescents, and suitability for electronic assessment” ([32], p. 1131) in the respective first language of the participants. Measures that did not meet these criteria were piloted and tested within the IMAGEN centers [32]. For the current work, we used three already validated questionnaires for empathy, alcohol use, internalizing/externalizing problems, and one questionnaire for bullying, which was piloted and tested within the IMAGEN study.

2.3.1. Bullying

To measure bullying, a 12-item self-report questionnaire based on [34] was used at BL and FU1. Participants had to judge how often certain situations occurred in the past six months. Six items measure bullying perpetration (four items in peer context) and six items measure victimization (four items in peer context, see Supplementary Materials). All items were answered on a 5-point scale from 0 = “None” to 4 = “Several times a week”. Cronbach’s alpha was acceptable, with $\alpha = 0.778$ at BL and $\alpha = 0.693$ at FU1.

For the present work, only bullying regarding peers was of interest. Therefore, we included the eight items asking for peer context in the categorization process and determined cutoffs in line with suggestions from Solberg and Olweus [35]: answers to items with “2 or 3 times a month” or more often. Participants were categorized into four bullying roles: pure perpetrators (responding to at least one perpetrator item), pure victims (responding to at least one victimization item), perpetrator-victims (responding to at least one perpetrator as well as one victimization item), and noninvolved students [35]. In our study, we are specifically interested in the differences between perpetrators and victims. The perpetrator-victim category, therefore, does not allow for a clear classification [12], nor does it add critical information, but rather noise to the data with respect to our research question. Therefore, we did not include this group in our analyses but decided to apply a three-group design with pure perpetrators, pure victims, and participants who were noninvolved in bullying as controls (see Table 1).

2.3.2. Empathy

To measure trait empathy, we used the Interpersonal Reactivity Index (IRI by [36]) from FU1. The IRI has 28 items, evenly divided into four subscales: Perspective Taking (PT), Fantasy (F), Empathic Concern (EC), and Personal Distress (PD; see Supplementary Materials), which reflect cognitive (PT and F) and affective aspects (EC and PD) of empathic processing [16]. Each item is rated on a 5-point scale from 1 = “does not describe me well” to 5 = “describes me very well”. The IRI is a well-validated and often-used instrument in empathy research. Cronbach’s alpha for each subscale was low (PT: $\alpha = 0.338$, F: $\alpha = 0.292$, EC: $\alpha = 0.115$, PD: $\alpha = 0.378$), but similar to other studies using the IRI in adolescent samples [37]. The IRI represents a trait-like disposition that is stable over time [16,38]. Based on previous studies [12,15,27], we were mainly interested in the subscale of Personal Distress. However, since it can also be argued that the different subscale-based dimensions interact and personal distress is not the sole factor in an empathic process, we also included the other subscales in our analyses. This allows a comparison and weighting of the empathic subfactors.

2.3.3. Alcohol Use

To assess alcohol use, the Alcohol Use Disorder Identification Test (AUDIT by [39]) was used, both at BL and FU1. The AUDIT is a 10-item self-report measure to recognize risky and harmful alcohol use. Therefore, each item gets a score, and the sum score of all items is used to judge the alcohol use behavior. The AUDIT is a well-validated measurement and contains three conceptual axes (consumption pattern, dependency symptoms, and feature of harmful use) to capture a wide range of alcohol-associated problems. Cronbach's alpha was good with $\alpha = 0.800$ at BL and acceptable with $\alpha = 0.732$ at FU1.

For alcohol use, we used AUDIT conceptual axis "consume pattern" as outcome [40]. This sum score of 3 items, also called "Quantity, frequency and hazardous use" ($Q \times F$), reflects the intensity of drinking behavior, from no drinking (0) to heavy drinking (12).

2.3.4. Internalizing and Externalizing Problems

To control for a potential role of internalizing and externalizing problems in the effect of bullying roles on alcohol use, we included the Strengths and Difficulties Questionnaire (SDQ by [41]), which was assessed at BL and FU1. The SDQ includes 25 items, equally divided into five subscales (emotional problems, conduct problems, hyperactivity/inattention, peer relationship problems, and prosocial behavior; see Supplementary Materials). For the present work, we used the subscales externalizing problems (SDQ Extern, sum of emotional symptoms and peer relationship problems) and internalizing problems (SDQ Intern, sum of conduct problems and hyperactivity) pursuant to Goodman et al. [42].

2.4. Data Analysis

Analyses were conducted with SPSS for Windows, Version 25.0 [43], and a significance level of $p < 0.05$. Differences in sociodemographic data were explored using T-tests for independent samples. Based on previous studies, we first tested the main effect of bullying role (perpetrator vs. victim vs. noninvolved) on alcohol use. For this, we used (1) general linear models for baseline and follow-up 1 separately to also see the stability of this effect over time, with bullying role as 3-level and covariate sex as 2-level between-subject factors. In these models, SDQ Intern and SDQ Extern (for both models) and baseline alcohol use and baseline bullying role (for the FU1 model) were also entered as covariates. Then, we applied (2) general linear model for repeated measures, with time points (BL, FU1) as within-subject factors, bullying role at baseline as 3-level and covariate sex as 2-level between-subject factors, as well as covariates at baseline SDQ Intern and baseline SDQ Extern to test for effects on alcohol use as it increases over time. Post hoc tests were performed with univariate general linear model for baseline bullying role on alcohol use at follow-up 1 with bullying role at follow-up 1, SDQ Intern and SDQ Extern for baseline and follow-up 1, and sex as covariates, as well as with a difference score of alcohol use (FU1-BL) as dependent variable. To explore the moderating role of trait facets of empathy on the association between bullying role and alcohol use, both at baseline and follow-up 1, the SPSS plugin PROCESS macro version 3.4 [44] was used, and different models for each IRI subscale (PT, F, EC, and PD), with the covariates sex, SDQ Intern, and SDQ Extern for baseline alcohol use, and additional covariates follow-up 1 SDQ Intern, follow-up 1 SDQ Extern, baseline alcohol use, and baseline bullying role for follow-up 1 alcohol use, were calculated. In a post hoc analysis, we tested (1) if the effects are also present in the alcohol difference score (FU1 $Q \times F$ -BL $Q \times F$) by 3-level-factor baseline bullying role and 3-level-factor follow-up 1 bullying role, with covariates sex, baseline alcohol use, and SDQ Intern and SDQ Extern, both at baseline and follow-up 1 and (2) if the bullying roles (3-level-between factor), each at baseline and follow-up 1, differ in internalizing and externalizing problems, using covariates sex for both models and additionally baseline bullying role and baseline SDQ Intern and baseline SDQ Extern, respectively, for follow-up 1 models.

3. Results

3.1. General Sample Information

We found no significant sex differences in age at baseline and follow-up 1 and alcohol use at baseline (all $p > 0.05$), but a significant difference in alcohol use at follow-up 1: males had higher scores than females (see Table 2). We also observed significant sex differences in all IRI subscales and for SDQ Intern, both at baseline and follow-up 1, with females having higher scores than males (see Table 2).

3.2. Main Effect of Bullying Role on Alcohol Use

3.2.1. Baseline Bullying Role on Baseline Alcohol Use

There was a significant main effect of baseline bullying role on alcohol score at baseline (see Table 3). Pairwise comparisons showed that perpetrators ($M = 1.736$, $SD = 2.117$) had a significantly higher score than victims ($M = 1.0$, $SD = 1.373$) with $p < 0.01$ and noninvolved ($M = 1.042$, $SD = 1.483$) with $p < 0.001$. There was no significant difference between victims and noninvolved ($p > 0.05$) (see Figure 2), but a significant difference between females and males, as well as significant effects for the covariates SDQ Intern and SDQ Extern. Information on sex-separated models can be found in Supplementary Materials.

Table 3. Statistical values of all general linear models for the effects of bullying on alcohol use.

Dependent Variable	Covariates/Predictor	<i>F</i>	(<i>df1,df2</i>)	<i>p</i>	η^2
BL Q × F	sex	5.587	(1, 2073)	0.018	0.003
	BL SDQ I	10.617	(1, 2073)	0.001	0.005
	BL SDQ E	92.418	(1, 2073)	<0.001	0.043
	<i>BL BR</i>	6.557	(2, 2073)	0.001	0.006
FU1 Q × F	sex	18.687	(1, 1542)	<0.001	0.012
	BL SDQ I	0.000	(1, 1542)	0.998	0.000
	BL SDQ E	0.162	(1, 1542)	0.687	0.000
	BL BR	0.381	(1, 1542)	0.537	0.000
	BL Q × F	297.321	(1, 1542)	<0.001	0.162
	FU1 SDQ I	22.206	(1, 1542)	<0.001	0.014
	FU1 SDQ E	41.455	(1, 1542)	<0.001	0.026
	<i>FU1 BR</i>	7.686	(2, 1542)	<0.001	0.010
Q × F over Time	time	165.785	(1, 1617)	<0.001	0.093
	time × sex	37.328	(1, 1617)	<0.001	0.023
	time × BL SDQ I	1.581	(1, 1617)	0.209	0.001
	time × BL SDQ E	2.866	(1, 1617)	0.091	0.002
	time × BL BR	0.685	(2, 1617)	0.504	0.001
	sex	3.329	(1, 1617)	0.068	0.002
	BL SDQ I	9.825	(1, 1617)	0.002	0.006
	BL SDQ E	56.914	(1, 1617)	<0.001	0.034
	<i>BL BR</i>	9.588	(2, 1617)	<0.001	0.012
FU1 Q × F	sex	17.895	(1, 1542)	<0.001	0.011
	BL SDQ I	0.103	(1, 1542)	0.748	0.000
	BL SDQ E	45.192	(1, 1542)	<0.001	0.028
	FU1 BR	9.946	(1, 1542)	0.002	0.006
	BL Q × F	292.428	(1, 1542)	<0.001	0.159
	FU1 SDQ I	26.472	(1, 1542)	<0.001	0.017
	FU1 SDQ E	45.192	(1, 1542)	<0.001	0.028
	<i>BL BR</i>	2.514	(2, 1542)	0.081	0.003

Note. BL = baseline, FU1 = follow-up 1, Q × F = Alcohol Use Disorder Identification Test Quantity × Frequency subscore, SDQ I = Strengths and Difficulties Questionnaire subscale “Internalizing Problems”, SDQ E = Strengths and Difficulties Questionnaire subscale “Externalizing Problems”, BR = bullying role, main predictor of each model is italic, bold marked values are significant at $p < 0.05$ or below.

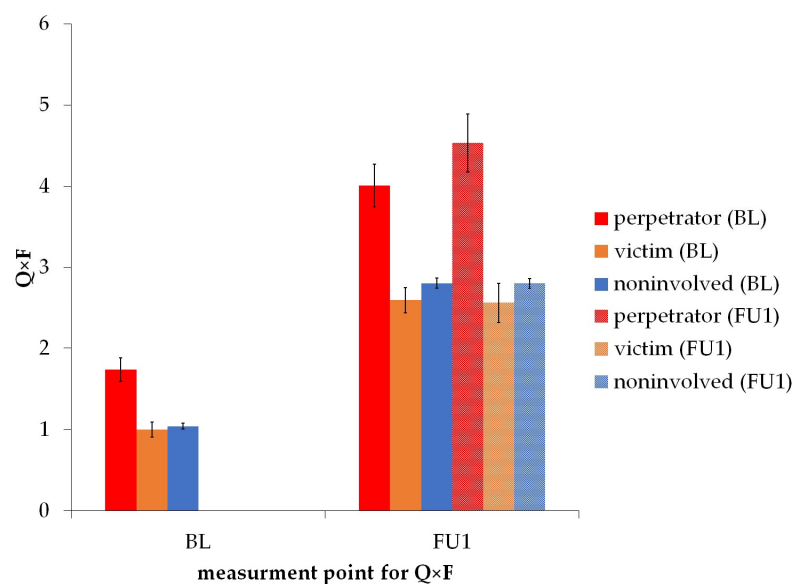


Figure 2. Alcohol Use Disorder Identification Test “Quantity × Frequency” (Q × F) score separated by measurement point. Structure of bars represent measurement point of bullying with BL = baseline and FU1 = follow-up 1, error bar represents standard error.

3.2.2. Follow-Up 1 Bullying Role on Follow-Up 1 Alcohol Use

There was a significant main effect of follow-up 1 bullying role on the alcohol score at follow-up 1. Pairwise comparisons showed that perpetrators ($M = 4.500$, $SD = 2.918$) had a significantly higher score than victims ($M = 2.523$, $SD = 2.274$) with $p < 0.01$ and noninvolved ($M = 2.800$, $SD = 2.301$) with $p < 0.001$. There was no significant difference between victims and noninvolved ($p > 0.05$) (see Figure 2), but a significant effect of the covariates sex, baseline alcohol score, follow-up 1 SDQ Intern, and follow-up 1 SDQ Extern (see Table 3). Information on sex-separated models can be found in Supplementary Materials.

3.3. Alcohol Use Increases over Time

A significant main effect of time was found, indicating that participants had a higher score in alcohol use at follow-up 1 compared to baseline, and of bullying role, indicating perpetrators to have a higher alcohol score than victims ($p < 0.001$) and noninvolved ($p < 0.001$). Moreover, the interaction between time and sex reached significance, indicating a change in alcohol score in both sexes over time, and the main effects of the covariates sex, baseline SDQ Intern, and baseline SDQ Extern were found (all $p < 0.01$) (see Table 3).

Baseline Bullying Role on Follow-Up 1 Alcohol Use

There was no significant main effect of baseline bullying role on alcohol use at follow-up 1 ($p > 0.05$, see Figure 2), but a significant effect of covariates sex, baseline alcohol use, follow-up 1 bullying role, baseline SDQ Extern, follow-up 1 SDQ Intern, and follow-up 1 SDQ Extern (all $p < 0.01$, see Table 3). Due to the lack of a significant main effect of the baseline bullying role, we did not test the models separated for sex.

3.4. Moderation of the Relationship between Baseline Bullying Role and Baseline Alcohol Use by Empathy

We observed a significant interaction effect between baseline bullying role and the moderator for IRI F ($F_{6,1163} = 8.854$, $p < 0.001$, $R^2 = 0.044$) (see Figure 3). Specifically, we found a significant main effect of IRI F, a significant interaction between baseline bullying role and F, and significant covariates sex, SDQ Extern, and SDQ Intern. For a detailed overview of the statistical values of all models, see Supplementary Table S3.

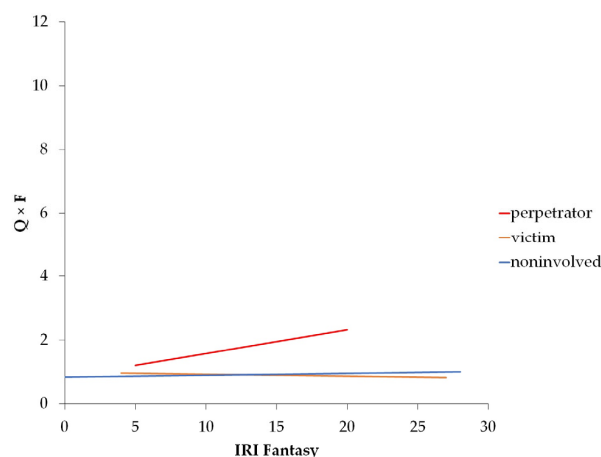


Figure 3. Moderation effect of IRI subscale Fantasy on the association between bullying role and Alcohol Use Disorder Identification Test Quantity × Frequency score (Q × F) both measured at baseline.

3.5. Moderation of the Relationship between Follow-Up 1 Bullying Role and Follow-Up 1 Alcohol Use by Empathy

We observed significant models for all empathy scores (see Table 4), however, mainly driven by significant effects of covariates sex, baseline alcohol use, SDQ Extern, and SDQ Intern at follow-up 1 (see Table 5). Only for the moderation model with IRI PD as moderator, we found a main effect of follow-up 1 bullying role in alcohol use in males, but not in females (see Figure 4), and a significant interaction between follow-up 1 bullying role and moderator IRI PD for males, but not females. Details on statistical values can be found in Tables 4 and 5.

Table 4. General model information of separated moderator models for each IRI subscale as moderators on the association between FU1 bullying role and FU1 alcohol use, separated by sex.

Model	Total			Male			Female		
	F	p	R ²	F	p	R ²	F	p	R ²
PT	32.512	<0.001	0.225	16.841	<0.001	0.235	18.427	<0.001	0.211
F	32.693	<0.001	0.226	16.980	<0.001	0.236	18.089	<0.001	0.208
EC	32.280	<0.001	0.223	16.935	<0.001	0.236	18.021	<0.001	0.208
PD	33.061	<0.001	0.228	17.978	<0.001	0.247	17.910	<0.001	0.210

Note. “Model” refers to the applied moderator, PT = Perspective Taking, F = Fantasy, EC = Empathic Concern, PD = Personal Distress.

Table 5. Detailed description of separated moderator models for each IRI subscale as moderators on the association between FU1 bullying role and FU1 alcohol use, separated by sex.

Model	Predictors/ Covariates	Total			Male			Female		
		b	t	p	b	t	p	b	t	p
PT	constant	5.637	3.235	0.001	3.369	1.161	0.246	5.834	2.685	0.007
	BR	−0.654	−1.467	0.143	−0.136	−0.186	0.853	−0.995	−1.780	0.076
	PT	−0.119	−1.082	0.279	0.045	0.236	0.813	−0.236	−1.761	0.079
	BR × PT	0.025	0.869	0.385	−0.016	−0.321	0.748	0.053	1.524	0.128
	BL BR	−0.054	−0.756	0.500	−0.106	−0.995	0.320	0.010	0.101	0.920
	BL Q × F	0.647	14.431	<0.001	0.766	10.131	<0.001	0.546	10.098	<0.001
	BL SDQ E	−0.027	−1.038	0.299	−0.058	−1.415	0.158	0.001	0.041	0.968
	BL SDQ I	0.019	0.713	0.476	0.035	0.798	0.425	−0.001	−0.044	0.965
	FU1 SDQ E	0.157	6.231	<0.001	0.182	4.480	<0.001	0.138	4.340	<0.001
	FU1 SDQ I	−0.113	−4.504	<0.001	−0.169	−3.792	<0.001	−0.066	−2.249	0.025
sex	−0.440	−3.427	0.001							

Table 5. Cont.

Model	Predictors/ Covariates	Total			Male			Female		
		<i>b</i>	<i>t</i>	<i>p</i>	<i>b</i>	<i>t</i>	<i>p</i>	<i>b</i>	<i>t</i>	<i>p</i>
F	constant	4.928	2.676	0.007	5.375	1.744	0.082	2.052	0.903	0.367
	<i>BR</i>	-0.667	-1.441	0.150	-0.796	-1.025	0.306	-0.283	-0.494	0.622
	<i>F</i>	-0.066	-0.594	0.553	-0.085	-0.444	0.657	0.003	0.025	0.980
	<i>BR × F</i>	0.025	0.879	0.380	0.028	0.571	0.568	0.008	0.232	0.816
	<i>BL BR</i>	-0.045	0.632	0.528	-0.104	-0.980	0.328	0.025	0.260	0.795
	<i>BL Q × F</i>	0.648	14.474	<0.001	0.757	10.025	<0.001	0.552	10.147	<0.001
	<i>BL SDQ E</i>	-0.025	-0.941	0.347	-0.056	-1.371	0.171	0.002	0.050	0.960
	<i>BL SDQ I</i>	0.014	0.544	0.587	0.032	0.738	0.461	-0.004	-0.121	0.904
	<i>FU1 SDQ E</i>	0.155	6.160	<0.001	0.180	4.467	<0.001	0.143	4.497	<0.001
	<i>FU1 SDQ I</i>	-0.116	-4.591	<0.001	-0.173	-3.877	<0.001	-0.074	-2.493	0.013
	<i>sex</i>	-0.480	-3.732	<0.001						
EC	constant	3.512	1.469	0.142	7.121	1.681	0.093	-1.185	-0.419	0.676
	<i>BR</i>	-0.259	-0.424	0.672	-1.241	-1.148	0.252	0.659	0.906	0.365
	<i>EC</i>	0.024	0.150	0.881	-0.209	-0.728	0.467	0.217	1.193	0.234
	<i>BR × EC</i>	-0.001	-0.028	0.978	0.060	0.815	0.416	-0.054	-1.138	0.256
	<i>BL BR</i>	-0.049	-0.686	0.493	-0.110	-1.027	0.305	0.031	0.315	0.753
	<i>BL Q × F</i>	0.647	14.413	<0.001	0.760	10.060	<0.001	0.545	10.065	<0.001
	<i>BL SDQ E</i>	-0.028	-1.051	0.294	-0.057	-1.385	0.167	-0.002	-0.052	0.959
	<i>BL SDQ I</i>	0.014	0.538	0.590	0.033	0.750	0.454	-0.005	-0.152	0.879
	<i>FU1 SDQ E</i>	0.156	6.209	<0.001	0.180	4.457	<0.001	0.147	4.628	<0.001
	<i>FU1 SDQ I</i>	-0.113	-4.519	<0.001	-0.172	-3.880	<0.001	-0.070	-2.372	0.018
	<i>sex</i>	-0.457	-3.566	<0.001						
PD	constant	7.304	4.951	<0.001	10.060	4.110	<0.001	3.425	1.794	0.073
	<i>BR</i>	-1.218	-3.232	0.001	-2.035	-3.256	0.001	-0.442	-0.967	0.334
	<i>PD</i>	-0.252	-2.443	0.015	-0.477	-2.529	0.012	-0.092	-0.737	0.462
	<i>BR × PD</i>	0.069	2.585	0.010	0.133	2.752	0.006	0.022	0.660	0.510
	<i>BL BR</i>	-0.054	-0.759	0.448	-0.114	-1.080	0.281	0.015	0.153	0.879
	<i>BL Q × F</i>	0.649	14.503	<0.001	0.767	10.232	<0.001	0.54	10.049	<0.001
	<i>BL SDQ E</i>	-0.207	-1.027	0.305	-0.060	-1.477	0.140	-0.001	-0.019	0.985
	<i>BL SDQ I</i>	0.016	0.591	0.554	0.038	0.864	0.388	-0.001	-0.027	0.978
	<i>FU1 SDQ E</i>	0.154	6.131	<0.001	0.182	4.516	<0.001	0.144	4.550	<0.001
	<i>FU1 SDQ I</i>	-0.110	-4.374	<0.001	-0.179	-4.047	<0.001	-0.066	-2.228	0.026
	<i>sex</i>	-0.463	-3.589	<0.001						

Note. "Model" refers to the applied moderator, PT = Perspective Taking, F = Fantasy, EC = Empathic Concern, PD = Personal Distress, BR = bullying role at follow-up 1, BL BR = bullying role at baseline, BL Q × F = Alcohol Use Disorder Identification Test Quantity × Frequency score at baseline, BL SDQ E = Strengths and Difficulties Questionnaire subscale "Externalizing Problems" at baseline, BL SDQ I = Strengths and Difficulties Questionnaire subscale "Internalizing Problems" at baseline, FU1 SDQ E = Strengths and Difficulties Questionnaire subscale "Externalizing Problems" at follow-up 1, FU1 SDQ I = Strengths and Difficulties Questionnaire subscale "Internalizing Problems" at follow-up 1, main predictors are written in italic, bold marked coefficients are significant at $p < 0.05$ or below.

3.6. Post-Hoc Analysis with a Difference Score (FU1–BL) of Alcohol Use

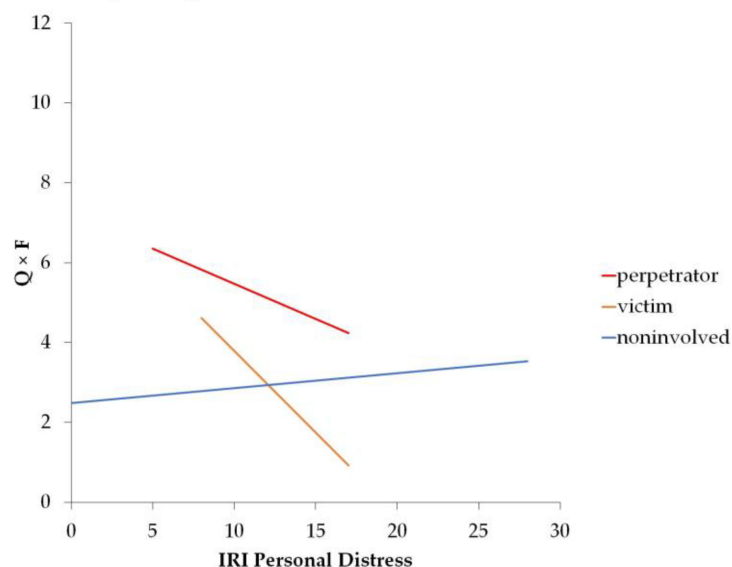
There was a significant main effect of bullying role on the change in alcohol use (FU1 Q × F–BL Q × F, BL: $F_{2, 1537} = 4.518, p < 0.05, \eta^2 = 0.006$; FU1: $F_{2, 1537} = 7.826, p < 0.001, \eta^2 = 0.010$), with significant effects of the covariates baseline alcohol use ($F_{1, 1537} = 97.281, p < 0.001, \eta^2 = 0.060$), follow-up 1 SDQ Extern ($F_{1, 1537} = 43.269, p < 0.001, \eta^2 = 0.027$), follow-up 1 SDQ Intern ($F_{1, 1537} = 23.576, p < 0.001, \eta^2 = 0.015$) and sex ($F_{1, 1537} = 17.457, p < 0.001, \eta^2 = 0.011$). This association was not significantly moderated by empathy (all models $p > 0.05$).

3.7. Post-Hoc Analysis: Do Perpetrators, Victims, and Noninvolved Differ in Internalizing and Externalizing Problems?

There was a significant main effect of bullying in the SDQ subscale Internalizing Problems (BL: $F_{2, 2083} = 129.803, p < 0.001, \eta^2 = 0.111$; FU1: $F_{2, 1556} = 33.344, p < 0.001, \eta^2 = 0.041$), with significant effects of the covariate sex (BL: $F_{1, 2083} = 97.710, p < 0.001, \eta^2 = 0.045$; FU1: $F_{1, 1556} = 66.405, p < 0.001, \eta^2 = 0.041$) in both models. For follow-up 1 SDQ Intern, the covariate baseline SDQ Intern ($F_{1, 1556} = 436.763, p < 0.001, \eta^2 = 0.219$), but not the baseline bullying role ($p > 0.05$), reached significance. Pairwise comparisons showed

that victims (BL: $M = 6.932$, $SD = 3.432$, FU1: $M = 8.253$, $SD = 3.593$) have significantly higher scores than perpetrators (BL: $M = 4.141$, $SD = 2.990$, FU1: $M = 4.146$, $SD = 3.062$) and noninvolved (BL: $M = 4.048$, $SD = 2.613$, FU1: $M = 4.464$, $SD = 2.976$) (all $p < 0.001$), whereas scores between perpetrators and noninvolved were not significantly different (all $p > 0.05$).

A) male participants



B) female participants

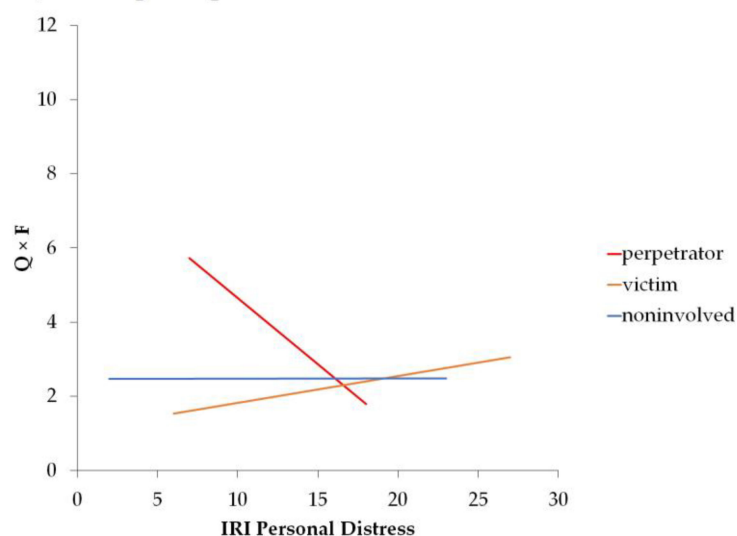


Figure 4. Moderation effect of Interpersonal Reactivity Index subscale of Personal Distress on the association between follow-up 1 bullying role and Alcohol Use Disorder Identification Test Quantity \times Frequency score ($Q \times F$), separated by sex: (A) male participants, (B) female participants.

There was a significant main effect of bullying in the SDQ subscale Externalizing Problems (BL: $F_{2, 2083} = 20.851$, $p < 0.001$, $\eta^2 = 0.020$, FU1: $F_{2, 1556} = 3.446$, $p < 0.05$, $\eta^2 = 0.004$) for both models. Pairwise comparison showed that perpetrators (BL: $M = 7.755$, $SD = 3.601$; FU1: $M = 6.195$, $SD = 3.558$) have significantly higher scores than victims (BL: $M = 6.441$, $SD = 3.198$; FU1: $M = 5.943$, $SD = 3.404$ — $p < 0.01$) and noninvolved (BL: $M = 5.896$, $SD = 2.948$; FU1: $M = 5.105$, $SD = 2.971$ — $p < 0.001$), and that victims have significantly higher scores than noninvolved for baseline ($p < 0.05$), but not for follow-up 1 (all $p > 0.05$). The covariate sex did not reach significance in both models (both $p > 0.05$). Additionally, for

follow-up 1 SDQ Extern, we found a significant effect of the covariate baseline SDQ Extern ($F_{1, 1556} = 652.332, p < 0.001, \eta^2 = 0.295$), but not of the baseline bullying role ($p > 0.05$).

4. Discussion

Bullying behavior is associated with various individual risk outcomes for victims, but also perpetrators. While most of them, like depression and aggression, vary between victims and perpetrators, an increase in alcohol use has mostly been found in both [3,5,45]. Studies so far have tried to disentangle drinking motives as possible moderators of associations between different bullying roles and alcohol use and found enhancement and social motives to moderate alcohol use in perpetrators (in both sexes) and coping motives to moderate alcohol use in victims in males and at least partly also in females [8]. In this vein, we tested the role of trait empathy, in a large longitudinal sample of healthy adolescents.

We found an increase in alcohol use from BL to FU1 in our sample, with higher levels in males compared to females at FU1 [46–48] as well as higher levels of trait empathy scores in females compared to males [29,30]. This corroborates previous findings, and our sample might therefore be comparable with those from other studies in the distribution of our main variables.

When looking at the association between bullying role and alcohol use, perpetrators had not only higher levels of alcohol use than noninvolved, as previously reported [6], but also compared to victims. This was observed both at BL and FU1 and for the increase in alcohol use over time. Moreover, those associations were specific for males and not found in females, and also only in males a significant moderating effect of trait empathy, particularly of empathic personal distress at follow-up 1, was observed. In females, therefore other factors might play a role for the use of alcohol as a potential handling or coping mechanism in bullying. In male perpetrators, less empathic distressed ones had higher levels of alcohol use and alcohol use decreased with increasing empathy scores for this bullying role. This indicates that, in contrast to victims, where alcohol use usually serves as a coping mechanism in response to negative experiences of bullying [4], in perpetrators alcohol use may rather reflect a correlate of a “negative” trait with low empathic distress, as an aspect of affective emotional processing. This might be indicative of a potentially aggressive and/or psychopathic personality characteristic [18] and might result in less sensitivity to the social environment or social feedback. This is also supported by our results that perpetrators showed a significant increase in alcohol use over time, but without any effect of empathy. Previous studies already reported that males try to gain or maintain their status by showing aggressive behavior [23]. Moreover, adolescents with psychopathy traits score low on cognitive and affective empathy [49], show higher antisocial behavior [50] and positive associations to alcohol use [51]. This is related to our result that heightened fantasy, as a cognitive aspect of empathy, was associated with enhanced alcohol use in perpetrators at baseline. The IRI subscale Fantasy is defined as a tendency to identify oneself with fictional characters [36] rather than with real life situations. Therefore the heightened effect of fantasy on alcohol use in perpetrators might reflect the tendency to “create their own world”, which would go along with research showing perpetrators to consume media suiting their own beliefs and preferences, i.e., for aggression [52,53]. Taken together our results substantially amend these previous findings.

In contrast to previous studies [7], we found no significant difference in alcohol use between victims and noninvolved in our sample. Our sample of bullying victims might therefore rather be characterized by a stronger use of internalizing facets as coping strategies, indicated by our post hoc results and also found in previous research [3,54]. We also found no significant effect of trait empathy on alcohol use in bullying victims, indicating that empathy might indeed serve as a perpetrator-specific trait in the context of alcohol use. Moreover, different forms of bullying may be differentially be affected by trait empathy, which could also explain the sex-specific effects: for example, physical aggression is more strongly used by males, whereas relational aggression has more often been observed for females [6,13] and also bullying intensity is often stronger when bullying is performed

by males vs. females [55]. It might therefore be assumed that bullying intensity has an effect on changing the use of alcohol to handle or cope with bullying. This also indicates the presence of subgroups of perpetrators and victims with different empathic abilities and therefore different patterns of alcohol use. However, these aspects still need to be tested explicitly in future studies.

Some limitations of the current study should be mentioned. We did not control for possible confounders like general drinking motives [8], socioeconomic status variables like educational level or household income [56–60], cultural background [61], personality facets [62,63], popularity [64,65] or other forms of peer victimization [66]. Taking all these contributing factors into account, future studies might benefit from a comprehensive approach and complex analyses like structural equation modeling.

Moreover, we had a rather large dropout rate with respect to the bullying data. This resulted in rather small bullying groups with an unequal size, and thus also a smaller overlap between BL and FU1 (see Table 1). However, they also map previously reported lower prevalence rates for bullying behavior in adolescence [35]. Given that we have longitudinal data, which are still rather rare, our data can thus still add valid information in the context of bullying, empathy and alcohol use during adolescence. Finally, the lower number of female participants in the perpetrator group should be considered when interpreting sex effects. Nevertheless, we mainly included sex as a covariate in our models, due to previous research suggesting differences in bullying behavior [31], empathy [30], and alcohol use [47] between sexes. Future studies on the association of bullying and alcohol use should therefore look at a younger age, where bullying behavior occurs more frequently and the lasting effects of (state) empathy might be further followed in longitudinal designs.

Additionally, self-report on bullying behavior could be seen as an undesirable behavior, and research showed only a small overlap between self-report and peer nomination in bullying behavior [67]. Furthermore, the self-reported trait empathic score, which showed low internal consistency in the current work, could be empowered by using other empathy questionnaires (e.g., Questionnaire of Cognitive and Affective Empathy [68] or Basic Empathy Scale [69]) and additional state-like measures, both on a behavioral as well as physiological level [70]. This could also provide further information in terms of sex-specific differences in empathy based on self-reports [71]. Nevertheless, at the start of the IMAGEN project, the IRI was the best-validated and most used questionnaire in empathy research, and due to the longitudinal assessment strategy, it was kept within the project.

Moreover, for the present study, we excluded the perpetrator-victims group as it does not allow a clear classification in terms of our specific research question [12]. Additionally, the size of this group in our sample was rather small, which does not allow any add-on analyses. However, in terms of alcohol abuse, one could also argue that specifically this double role serves an interesting aspect, which is also underlined by some previous work showing that perpetrator-victims might be even more at risk for negative outcomes associated with bullying [72]. Future research on empathy and bullying behavior might therefore benefit from including this high-risk group, if it is meaningful with respect to the research question and if the sample size is large enough. Along with this, future research should also disentangle how stressful and negative perpetrators experience bullying situations they are involved in [73] and if this (co-)modulates their alcohol use in dealing with the bullying situation.

Finally, our results can also be discussed in the context of bullying and related negative outcome prevention in adolescence [74–77], where empathy enhancement might be a promising target to decrease the risk of alcohol use in a bullying situation and potentially also decrease bullying itself. Along those lines, promising interventions might be the Olweus Bullying Prevention Program [78] and mindfulness-based stress reduction programs [79], which may also function as prevention approaches.

5. Conclusions

The current paper aimed to disentangle whether empathy has an impact on the alcohol use behavior of adolescents when they are perpetrators or victims of bullying. We found perpetrators, but not victims, to use more alcohol than noninvolved adolescents. In males, this association was moderated by personal empathic distress; perpetrators with decreasing personal empathic distress showed an increase in alcohol use. With decreasing empathic distress, behaviors, such as aggression or psychopathic characteristics, often described in perpetrators, might prevail over any empathic feeling for the victims' situation. As a consequence, this might provoke more inappropriate and harmful behaviors, which could be reflected in an increase in alcohol use. On the other hand, our findings suggest that females and bullying victims may use more internalizing strategies to cope with bullying experiences. Therefore, empathy enhancement might be relevant in preventing bullying and its negative consequences in adolescents.

Supplementary Materials: The following supporting information can be downloaded at: <https://www.mdpi.com/article/10.3390/ijerph20136286/s1>. Table S1: Distribution of bullying roles at baseline (BL) and follow-up 1 (FU1) separated by country; Table S2 Statistical values of univariate general linear models, separated for sex, and with dependent variables baseline alcohol use and follow-up 1 alcohol use; Figure S1 AUDIT quantity \times frequency (QxF) score separated by measurement point and sex; Table S3: Moderation of the relation between baseline bullying role (predictor) and alcohol use (criterion) by empathy (moderator) for the total sample with covariates sex and SDQ subscales internalizing problems and externalizing problems.

Author Contributions: Conceptualization, M.P. and F.N.; methodology, M.P.; validation, M.P., F.N. and H.F.; formal analysis, M.P.; investigation, T.B., A.L.W.B., S.D., A.G., H.G., P.G., A.H., J.-L.M., M.-L.P.M., E.A., D.P.O., L.P., S.H., J.H.F., L.R., M.N.S., H.W., J.M.W., R.W., G.S., H.F. and F.N.; resources, T.B., A.L.W.B., S.D., A.G., H.G., P.G., A.H., J.-L.M., M.-L.P.M., E.A., D.P.O., L.P., S.H., J.H.F., L.R., M.N.S., H.W., J.M.W., R.W. and G.S.; data curation, T.B., A.L.W.B., S.D., A.G., H.G., P.G., A.H., J.-L.M., M.-L.P.M., E.A., D.P.O., L.P., S.H., J.H.F., L.R., M.N.S., H.W., J.M.W., R.W. and G.S.; writing—original draft preparation, M.P. and F.N.; writing—review and editing, M.P., F.N., H.F.; visualization, M.P.; supervision, F.N.; project administration, T.B., A.L.W.B., S.D., A.G., H.G., P.G., A.H., J.-L.M., M.-L.P.M., E.A., D.P.O., L.P., S.H., J.H.F., L.R., M.N.S., H.W., J.M.W., R.W. and G.S.; funding acquisition, T.B., A.L.W.B., S.D., A.G., H.G., P.G., A.H., J.-L.M., M.-L.P.M., E.A., D.P.O., L.P., S.H., J.H.F., L.R., M.N.S., H.W., J.M.W., R.W. and G.S. All authors have read and agreed to the published version of the manuscript.

Funding: This work received support from the following sources: the European Union-funded FP6 Integrated Project IMAGEN (Reinforcement-related behaviour in normal brain function and psychopathology) (LSHM-CT-2007-037286), the Horizon 2020 funded ERC Advanced Grant 'STRATIFY' (Brain network based stratification of reinforcement-related disorders) (695313), Human Brain Project (HBP SGA 2, 785907, and HBP SGA 3, 945539), the Medical Research Council Grant 'c-VEDA' (Consortium on Vulnerability to Externalizing Disorders and Addictions) (MR/N000390/1), the National Institute of Health (NIH) (R01DA049238, a decentralized macro and micro gene-by-environment interaction analysis of substance use behavior and its brain biomarkers), the National Institute for Health Research (NIHR) Biomedical Research Centre at South London and Maudsley NHS Foundation Trust and King's College London, the Bundesministerium für Bildung und Forschung (BMBF grants 01GS08152; 01EV0711; Forschungsnetz AERIAL 01EE1406A, 01EE1406B; Forschungsnetz IMAC-Mind 01GL1745B), the Deutsche Forschungsgemeinschaft (DFG grants SM 80/7-2, SFB 940, TRR 265, NE 1383/14-1, FL 156/44-1), the Medical Research Foundation and Medical Research Council (grants MR/R00465X/1 and MR/S020306/1), the National Institutes of Health (NIH) funded ENIGMA (grants 5U54EB020403-05 and 1R56AG058854-01), NSFC grant 82150710554 and European Union funded project 'environMENTAL', grant No: 101057429. Further support was provided by grants from the ANR (ANR-12-SAMA-0004, AAPG2019-GeBra), the Eranet Neuron (AF12-NEUR0008-01-WM2NA, and ANR-18-NEUR00002-01-ADORE); the Fondation de France (00081242), the Fondation pour la Recherche Médicale (DPA20140629802), the Mission Interministérielle de Lutte-contre-les-Drogues-et-les-Conduites-Addictives (MILDECA), the Assistance-Publique-Hôpitaux-de-Paris and INSERM (interface grant), Paris Sud University IDEX 2012, the Fondation de l'Avenir (grant AP-RM-17-013), the Fédération pour la Recherche sur le Cerveau, the National Institutes of Health,

Science Foundation Ireland (16/ERC/3797), U.S.A. (Axon, Testosterone and Mental Health during Adolescence; RO1 MH085772-01A1), and by the NIH Consortium grant U54 EB020403, supported by a cross-NIH alliance that funds Big Data to Knowledge Centres of Excellence. ImagenPathways “Understanding the Interplay between Cultural, Biological and Subjective Factors in Drug Use Pathways” is a collaborative project supported by the European Research Area Network on Illicit Drugs (ERANID). This paper is based on independent research commissioned and funded in England by the National Institute for Health Research (NIHR) Policy Research Programme (project ref. PR-ST-0416-10001). The views expressed in this article are those of the authors and not necessarily those of the national funding agencies or ERANID.

Institutional Review Board Statement: The study was approved by the local ethics committees of the study centers (Ethics Committee of the Medical Faculty Mannheim: 2007-024N-MA) and was conducted according to the guidelines of the Declaration of Helsinki.

Informed Consent Statement: Informed consent was obtained from all subjects involved in the study.

Data Availability Statement: Ethical restrictions to protect participant confidentiality prevent us from making anonymized study data publicly available. This also refers to the analysis/experimental code, and any other digital materials, where participant-related anonymized information are also included. Readers seeking access to the study data and materials should contact the corresponding author based on a formal collaboration agreement. The data and materials will be released to requestors after approval of this formal collaboration agreement by the local ethics committees.

Acknowledgments: The following authors are part of the IMAGEN Consortium: T.B., A.L.W.B., S.D., A.G., H.G., P.G., A.H., J.-L.M., M.-L.-P.M., E.A., D.P.O., L.P., S.H., J.H.F., L.R., M.N.S., H.W., J.M.W., R.W., G.S., F.N. and H.F. Additional members of the IMAGEN-Consortium are Gareth J. Barker, Rüdiger Brühl, Herve Lemaitre, Tomáš Paus, Nathalie Holz and Nilakshi Vaidya.

Conflicts of Interest: T. Banaschewski served in an advisory or consulting role for ADHS Digital, Infectopharm, Lundbeck, Medice, Neurim Pharmaceuticals, Oberberg GmbH, Roche, and Takeda. He received conference support or speaker’s fee from Medice and Takeda. He received royalties from Hogrefe, Kohlhammer, CIP Medien, and Oxford University Press; the present work is unrelated to these relationships. L. Poustka served in an advisory or consulting role for Roche and Viforpharm and received a speaker’s fee from Shire. She received royalties from Hogrefe, Kohlhammer, and Schattauer. The present work is unrelated to the above grants and relationships. The other authors report no biomedical financial interests or potential conflicts of interest.

References

1. Olweus, D. *Bullying at School: What We Know and What We Can Do*, 1st ed.; Blackwell Publishers: Oxford, UK, 1993.
2. Olweus, D. School Bullying: Development and Some Important Challenges. *Annu. Rev. Clin. Psychol.* **2013**, *9*, 751–780. [[CrossRef](#)] [[PubMed](#)]
3. Hong, J.S.; Davis, J.P.; Sterzing, P.R.; Yoon, J.; Choi, S.; Smith, D.C. A Conceptual Framework for Understanding the Association between School Bullying Victimization and Substance Misuse. *Am. J. Orthopsychiatry* **2014**, *84*, 696–710. [[CrossRef](#)] [[PubMed](#)]
4. Topper, L.R.; Castellanos-Ryan, N.; Mackie, C.; Conrod, P.J. Adolescent bullying victimisation and alcohol-related problem behaviour mediated by coping drinking motives over a 12month period. *Addict. Behav.* **2011**, *36*, 6–13. [[CrossRef](#)] [[PubMed](#)]
5. Haynie, D.L.; Nansel, T.R.; Eitel, P.; Crump, A.D.; Saylor, K.; Yu, K.; Simons-Morton, B. Bullies, Victims, and Bully/Victims: Distinct Groups of At-Risk Youth. *J. Early Adolesc.* **2001**, *21*, 29–49. [[CrossRef](#)]
6. Nansel, T.R.; Craig, W.; Overpeck, M.D.; Saluja, G.; Ruan, W.J.; the Health Behavior in School-Aged Children Bullying Analyses Working Group. Cross-national Consistency in the Relationship Between Bullying Behaviors and Psychosocial Adjustment. *Arch. Pediatr. Adolesc. Med.* **2004**, *158*, 730–736. [[CrossRef](#)]
7. Peleg-Oren, N.; Cardenas, G.A.; Comerford, M.; Galea, S. An Association Between Bullying Behaviors and Alcohol Use Among Middle School Students. *J. Early Adolesc.* **2012**, *32*, 761–775. [[CrossRef](#)]
8. Archimi, A.; Kuntsche, E. Do offenders and victims drink for different reasons? *Testing mediation of drinking motives in the link between bullying subgroups and alcohol use in adolescence.* *Addict. Behav.* **2014**, *39*, 713–716. [[CrossRef](#)]
9. Somerville, L.H. Special issue on the teenage brain: Sensitivity to social evaluation. *Curr. Dir. Psychol. Sci.* **2013**, *22*, 121–127. [[CrossRef](#)]
10. Silvers, J.A.; McRae, K.; Gabrieli, J.D.E.; Gross, J.J.; Remy, K.A.; Ochsner, K.N. Age-related differences in emotional reactivity, regulation, and rejection sensitivity in adolescence. *Emotion* **2012**, *12*, 1235–1247. [[CrossRef](#)]
11. Veenstra, M.Y.; Lemmens, P.H.H.M.; Friesema, I.H.M.; Tan, F.E.S.; Garretsen, H.F.L.; Knottnerus, J.A.; Zwietering, P.J. Coping style mediates impact of stress on alcohol use: A prospective population-based study. *Addiction* **2007**, *102*, 1890–1898. [[CrossRef](#)]

12. Kelly, E.V.; Newton, N.C.; Stapinski, L.A.; Slade, T.; Barrett, E.L.; Conrod, P.J.; Teesson, M. Concurrent and prospective associations between bullying victimization and substance use among Australian adolescents. *Drug Alcohol Depend.* **2015**, *154*, 63–68. [CrossRef]
13. Tharp-Taylor, S.; Haviland, A.; D'Amico, E.J. Victimization from mental and physical bullying and substance use in early adolescence. *Addict. Behav.* **2009**, *34*, 561–567. [CrossRef]
14. Kowalski, R.M.; Giumetti, G.W.; Schroeder, A.N.; Lattanner, M.R. Bullying in the digital age: A critical review and meta-analysis of cyberbullying research among youth. *Psychol. Bull.* **2014**, *140*, 1073–1137. [CrossRef]
15. Fabris, M.A.; Longobardi, C.; Morese, R.; Marengo, D. Exploring Multivariate Profiles of Psychological Distress and Empathy in Early Adolescent Victims, Bullies, and Bystanders Involved in Cyberbullying Episodes. *Int. J. Environ. Res. Public Health* **2022**, *19*, 9871. [CrossRef]
16. Davis, M.H. The effects of dispositional empathy on emotional reactions and helping: A multidimensional approach. *J. Personal.* **1983**, *51*, 167–184. [CrossRef]
17. Wolgast, A.; Tandler, N.; Harrison, L.; Umlauf, S. Adults' Dispositional and Situational Perspective-Taking: A Systematic Review. *Educ. Psychol. Rev.* **2020**, *32*, 353–389. [CrossRef]
18. Eisenberg, N.; Eggum, N.D.; Di Giunta, L. Empathy-related Responding: Associations with Prosocial Behavior, Aggression, and Intergroup Relations. *Soc. Issues Policy Rev.* **2010**, *4*, 143–180. [CrossRef]
19. Bach, R.A.; Defever, A.M.; Chopik, W.J.; Konrath, S.H. Geographic variation in empathy: A state-level analysis. *J. Res. Personal.* **2017**, *68*, 124–130. [CrossRef]
20. Altmann, T. Empathie. Available online: <https://portal.hogrefe.com/dorsch/empathie/> (accessed on 4 June 2018).
21. Kim, H.; Han, S. Does personal distress enhance empathic interaction or block it? *Personal. Individ. Differ.* **2018**, *124*, 77–83. [CrossRef]
22. De Sousa, M.L.; Peixoto, M.M.; Cruz, S.F. The Association between Externalizing and Internalizing Problems with Bullying Engagement in Adolescents: The Mediating Role of Social Skills. *Int. J. Environ. Res. Public Health* **2021**, *18*, 10444. [CrossRef]
23. Witvliet, M.; Olthof, T.; Hoeksma, J.B.; Goossens, F.A.; Smits, M.S.I.; Koot, H.M. Peer Group Affiliation of Children: The Role of Perceived Popularity, Likeability, and Behavioral Similarity in Bullying. *Soc. Dev.* **2010**, *19*, 285–303. [CrossRef]
24. Sijtsema, J.J.; Veenstra, R.; Lindenberg, S.; Salmivalli, C. Empirical test of bullies' status goals: Assessing direct goals, aggression, and prestige. *Aggress. Behav.* **2009**, *35*, 57–67. [CrossRef] [PubMed]
25. Kljakovic, M.; Hunt, C. A meta-analysis of predictors of bullying and victimisation in adolescence. *J. Adolesc.* **2016**, *49*, 134–145. [CrossRef] [PubMed]
26. Zych, I.; Baldry, A.C.; Farrington, D.P.; Llorent, V.J. Are children involved in cyberbullying low on empathy? A systematic review and meta-analysis of research on empathy versus different cyberbullying roles. *Aggress. Violent Behav.* **2019**, *45*, 83–97. [CrossRef]
27. Nachane, H.B.; Nadadgalli, G.V.; Umate, M.S. Cognitive and affective empathy in men with alcohol dependence: Relation with clinical profile, abstinence, and motivation. *Indian J. Psychiatry* **2021**, *63*, 418–423. [CrossRef]
28. Holahan, C.J.; Moos, R.H.; Holahan, C.K.; Cronkite, R.C.; Randall, P.K. Drinking to cope, emotional distress and alcohol use and abuse: A ten-year model. *J. Stud. Alcohol* **2001**, *62*, 190–198. [CrossRef]
29. Eisenberg, N.; Lennon, R. Sex Differences in Empathy and Related Capacities. *Psychol. Bull.* **1983**, *94*, 100–131. [CrossRef]
30. Baron-Cohen, S.; Wheelwright, S. The empathy quotient: An investigation of adults with Asperger syndrome or high functioning autism, and normal sex differences. *J. Autism Dev. Disord.* **2004**, *34*, 163–175. [CrossRef]
31. Lee, J.; Choi, M.J.; Thornberg, R.; Hong, J.S. Exploring Sex Differences in the Association between Bullying Involvement and Alcohol and Marijuana Use among U.S. Adolescents in 6th to 10th Grade. *Subst. Use Misuse* **2020**, *55*, 1203–1213. [CrossRef]
32. Schumann, G.; Loth, E.; Banaschewski, T.; Barbot, A.; Barker, G.J.; Büchel, C.; Conrod, P.J.; Dalley, J.W.; Flor, H.; Gallinat, J.; et al. The IMAGEN study: Reinforcement-related behaviour in normal brain function and psychopathology. *Mol. Psychiatry* **2010**, *15*, 1128–1139. [CrossRef]
33. *Psytools*, (Version 1.24) [Computer Software]; Delosis: London, UK, 2020. Available online: <http://www.delosis.com/> (accessed on 15 January 2023).
34. Olweus, D. *The Olweus Bully/Victim Questionnaire*; University Bergen: Bergen, Norway, 1986.
35. Solberg, M.E.; Olweus, D. Prevalence estimation of school bullying with the Olweus Bully/Victim Questionnaire. *Aggress. Behav.* **2003**, *29*, 239–268. [CrossRef]
36. Davis, M.H. A multidimensional approach to individual differences in empathy. *JSAS Cat. Sel. Doc. Psychol.* **1980**, *10*, 85.
37. Mestre, M.V.; Samper, P.; Frías, M.D.; Tur, A.M. Are women more empathetic than men? A longitudinal study in adolescence. *Span. J. Psychol.* **2009**, *12*, 76–83. [CrossRef]
38. Thompson, N.M.; Di Luft, C.B.; Banissy, M.J. Empathy. In *Neuroimaging Personality, Social Cognition, and Character*, 1st ed.; Absher, J.R., Cloutier, J., Eds.; Elsevier: Amsterdam, The Netherlands, 2016; pp. 289–303.
39. Babor, T.F.; Grant, M. From clinical research to secondary prevention: International collaboration in the development of the Alcohol Disorders Identification Test (AUDIT). *Alcohol Health Res. World* **1989**, *13*, 371–374.
40. Bradley, K.A.; DeBenedetti, A.F.; Volk, R.J.; Williams, E.C.; Frank, D.; Kivlahan, D.R. AUDIT-C as a brief screen for alcohol misuse in primary care. *Alcohol. Clin. Exp. Res.* **2007**, *31*, 1208–1217. [CrossRef]
41. Goodman, R. Psychometric Properties of the Strengths and Difficulties Questionnaire. *J. Am. Acad. Child Adolesc. Psychiatry* **2001**, *40*, 1337–1345. [CrossRef]

42. Goodman, A.; Lamping, D.L.; Ploubidis, G.B. When to use broader internalising and externalising subscales instead of the hypothesised five subscales on the Strengths and Difficulties Questionnaire (SDQ): Data from British parents, teachers and children. *J. Abnorm. Child Psychol.* **2010**, *38*, 1179–1191. [[CrossRef](#)]
43. IBM Corp. *IBM SPSS Statistics for Windows*; IBM Corp.: Armonk, NY, USA, 2017.
44. Hayes, A.F. *Introduction to Mediation, Moderation, and Conditional Process Analysis: A Regression-Based Approach*; Guilford Publications: New York, NY, USA, 2017.
45. O'Moore, M.; Kirkham, C. Self-esteem and its relationship to bullying behaviour. *Aggress. Behav.* **2001**, *27*, 269–283. [[CrossRef](#)]
46. Substance Abuse and Mental Health Services Administration (SAMHSA). *Results from the 2007 National Survey on Drug Use and Health: National Findings*; NSDUH Series H-34, DHHS Publication No. SMA 08-4343; Office of Applied Studies: Rockville, MD, USA, 2008.
47. Song, E.-Y.; Smiler, A.P.; Wagoner, K.G.; Wolfson, M. Everyone says it's ok: Adolescents' perceptions of peer, parent, and community alcohol norms, alcohol consumption, and alcohol-related consequences. *Subst. Use Misuse* **2012**, *47*, 86–98. [[CrossRef](#)]
48. Young, S.E.; Corley, R.P.; Stallings, M.C.; Rhee, S.H.; Crowley, T.J.; Hewitt, J.K. Substance use, abuse and dependence in adolescence: Prevalence, symptom profiles and correlates. *Drug Alcohol Depend.* **2002**, *68*, 309–322. [[CrossRef](#)]
49. Dadds, M.R.; Hawes, D.J.; Frost, A.D.J.; Vassallo, S.; Bunn, P.; Hunter, K.; Merz, S. Learning to 'talk the talk': The relationship of psychopathic traits to deficits in empathy across childhood. *J. Child Psychol. Psychiatry Allied Discip.* **2009**, *50*, 599–606. [[CrossRef](#)] [[PubMed](#)]
50. Fanti, K.A.; Frick, P.J.; Georgiou, S. Linking Callous-Unemotional Traits to Instrumental and Non-Instrumental Forms of Aggression. *J. Psychopathol. Behav. Assess.* **2009**, *31*, 285–298. [[CrossRef](#)]
51. Anderson, S.L.; Zheng, Y.; McMahon, R.J. Do Callous-Unemotional Traits and Conduct Disorder Symptoms Predict the Onset and Development of Adolescent Substance Use? *Child Psychiatry Hum. Dev.* **2018**, *49*, 688–698. [[CrossRef](#)] [[PubMed](#)]
52. Dittrick, C.J.; Beran, T.N.; Mishna, F.; Hetherington, R.; Shariff, S. Do Children Who Bully Their Peers Also Play Violent Video Games? A Canadian National Study. *J. Sch. Violence* **2013**, *12*, 297–318. [[CrossRef](#)]
53. Stavrinides, P.; Tsivitanou, A.; Nikiforou, M.; Hawa, V.; Tsolia, V. Longitudinal Associations Between Bullying and Children's Preference for Television Violence. *Int. J. Criminol. Sociol.* **2013**, *2*, 72–78. [[CrossRef](#)]
54. Kelly, E.V.; Newton, N.C.; Stapinski, L.A.; Slade, T.; Barrett, E.L.; Conrod, P.J.; Teesson, M. Suicidality, internalizing problems and externalizing problems among adolescent bullies, victims and bully-victims. *Prev. Med.* **2015**, *73*, 100–105. [[CrossRef](#)]
55. Carbone-Lopez, K.; Esbensen, F.-A.; Brick, B.T. Correlates and Consequences of Peer Victimization: Gender Differences in Direct and Indirect Forms of Bullying. *Youth Violence Juv. Justice* **2010**, *8*, 332–350. [[CrossRef](#)]
56. Jolliffe, D.; Farrington, D.P. Development and validation of the Basic Empathy Scale. *J. Adolesc.* **2006**, *29*, 589–611. [[CrossRef](#)]
57. Greitemeyer, T.; Sagioglou, C. Does Low (vs. High) Subjective Socioeconomic Status Increase Both Prosociality and Aggression? *Soc. Psychol.* **2018**, *49*, 76–87. [[CrossRef](#)]
58. Katikireddi, S.V.; Whitley, E.; Lewsey, J.; Gray, L.; Leyland, A.H. Socioeconomic status as an effect modifier of alcohol consumption and harm: Analysis of linked cohort data. *Lancet Public Health* **2017**, *2*, e267–e276. [[CrossRef](#)]
59. Alkan, Ö.; Abar, H.; Gençer, Ö. Analysis of factors affecting alcohol and tobacco concurrent use by bivariate probit model in Turkey. *Environ. Sci. Pollut. Res. Int.* **2021**, *28*, 30168–30175. [[CrossRef](#)]
60. Alkan, Ö.; Güney, E. Investigation of factors that affect the frequency of alcohol use of employees in Turkey. *J. Subst. Use* **2021**, *26*, 468–474. [[CrossRef](#)]
61. Cantrijn, M. The Contribution of Smoking, Obesity and Alcohol Consumption to Country Mortality Differences and Life Expectancy in Western Europe. Master's Thesis, University of Groningen, Groningen, The Netherlands, July 2020.
62. Peeters, M.; Monshouwer, K.; van de Schoot, R.; Janssen, T.; Vollebergh, W.A.M.; Wiers, R.W. Personality and the prediction of high-risk trajectories of alcohol use during adolescence. *J. Stud. Alcohol Drugs* **2014**, *75*, 790–798. [[CrossRef](#)]
63. Stautz, K.; Cooper, A. Impulsivity-related personality traits and adolescent alcohol use: A meta-analytic review. *Clin. Psychol. Rev.* **2013**, *33*, 574–592. [[CrossRef](#)]
64. Peeters, M.; Laninga-Wijnen, L.; Veenstra, R. Differences in Adolescents' Alcohol Use and Smoking Behavior between Educational Tracks: Do Popularity Norms Matter? *J. Youth Adolesc.* **2021**, *50*, 1884–1895. [[CrossRef](#)]
65. Tucker, J.S.; Miles, J.N.V.; D'Amico, E.J.; Zhou, A.J.; Green, H.D.; Shih, R.A. Temporal associations of popularity and alcohol use among middle school students. *J. Adolesc. Health Off. Publ. Soc. Adolesc. Med.* **2013**, *52*, 108–115. [[CrossRef](#)]
66. Maniglio, R. Bullying and Other Forms of Peer Victimization in Adolescence and Alcohol Use. *Trauma Violence Abus.* **2017**, *18*, 457–473. [[CrossRef](#)]
67. Malamut, S.T.; van den Berg, Y.H.M.; Lansu, T.A.M.; Cillessen, A.H.N. Dyadic nominations of bullying: Comparing types of bullies and their victims. *Aggress. Behav.* **2020**, *46*, 232–243. [[CrossRef](#)]
68. Reniers, R.L.E.P.; Corcoran, R.; Drake, R.; Shryane, N.M.; Völlm, B.A. The QCAE: A Questionnaire of Cognitive and Affective Empathy. *J. Personal. Assess.* **2011**, *93*, 84–95. [[CrossRef](#)]
69. Zych, I.; Farrington, D.P.; Nasaescu, E.; Jolliffe, D.; Twardowska-Staszek, E. Psychometric properties of the Basic Empathy Scale in Polish children and adolescents. *Curr. Psychol.* **2022**, *41*, 1957–1966. [[CrossRef](#)]
70. Dimitroff, S.J.; Kardan, O.; Necka, E.A.; Decety, J.; Berman, M.G.; Norman, G.J. Physiological dynamics of stress contagion. *Sci. Rep.* **2017**, *7*, 6168. [[CrossRef](#)] [[PubMed](#)]

71. Löffler, C.S.; Greitemeyer, T. Are women the more empathetic gender? The effects of gender role expectations. *Curr. Psychol.* **2021**, *42*, 220–231. [[CrossRef](#)]
72. Nansel, T.R.; Overpeck, M.D.; Pilla, R.S.; Ruan, W.J.; Simons-Morton, B.G.; Scheidt, P.C. Bullying Behaviors Among US Youth: Prevalence and Association with Psychosocial Adjustment. *JAMA* **2001**, *285*, 2094–2100. [[CrossRef](#)] [[PubMed](#)]
73. Swearer, S.M.; Hymel, S. Understanding the psychology of bullying: Moving toward a social-ecological diathesis-stress model. *Am. Psychol.* **2015**, *70*, 344–353. [[CrossRef](#)]
74. Merrill, R.M.; Hanson, C.L. Risk and protective factors associated with being bullied on school property compared with cyberbullied. *BMC Public Health* **2016**, *16*, 145. [[CrossRef](#)]
75. Wittchen, H.-U.; Behrendt, S.; Höfler, M.; Perkonig, A.; Lieb, R.; Bühringer, G.; Beesdo, K. What are the high risk periods for incident substance use and transitions to abuse and dependence? Implications for early intervention and prevention. *Int. J. Methods Psychiatr. Res.* **2008**, *17* (Suppl. S1), S16–S29. [[CrossRef](#)]
76. Arseneault, L. Annual Research Review: The persistent and pervasive impact of being bullied in childhood and adolescence: Implications for policy and practice. *J. Child Psychol. Psychiatry Allied Discip.* **2018**, *59*, 405–421. [[CrossRef](#)]
77. Nees, F.; Tzschoppe, J.; Patrick, C.J.; Vollstädt-Klein, S.; Steiner, S.; Poustka, L.; Banaschewski, T.; Barker, G.J.; Büchel, C.; Conrod, P.J.; et al. Determinants of early alcohol use in healthy adolescents: The differential contribution of neuroimaging and psychological factors. *Neuropsychopharmacol. Off. Publ. Am. Coll. Neuropsychopharmacol.* **2012**, *37*, 986–995. [[CrossRef](#)]
78. Limber, S.P.; Olweus, D.; Wang, W.; Masiello, M.; Breivik, K. Evaluation of the Olweus Bullying Prevention Program: A large scale study of U.S. students in grades 3–11. *J. Sch. Psychol.* **2018**, *69*, 56–72. [[CrossRef](#)]
79. Birnie, K.; Speca, M.; Carlson, L.E. Exploring self-compassion and empathy in the context of mindfulness-based stress reduction (MBSR). *Stress Health* **2010**, *26*, 359–371. [[CrossRef](#)]

Disclaimer/Publisher’s Note: The statements, opinions and data contained in all publications are solely those of the individual author(s) and contributor(s) and not of MDPI and/or the editor(s). MDPI and/or the editor(s) disclaim responsibility for any injury to people or property resulting from any ideas, methods, instructions or products referred to in the content.