



HAL
open science

Cosmology with Gravitational Waves: A Review

Simone Mastrogiovanni, Christos Karathanasis, Jonathan Gair, Gregory Ashton, Stefano Rinaldi, Hsiang-Yu Huang, Gergely Dályá

► **To cite this version:**

Simone Mastrogiovanni, Christos Karathanasis, Jonathan Gair, Gregory Ashton, Stefano Rinaldi, et al.. Cosmology with Gravitational Waves: A Review. *Annalen Phys.*, 2024, 536 (2), pp.2200180. 10.1002/andp.202200180 . hal-04470700

HAL Id: hal-04470700

<https://hal.science/hal-04470700>

Submitted on 22 Feb 2024

HAL is a multi-disciplinary open access archive for the deposit and dissemination of scientific research documents, whether they are published or not. The documents may come from teaching and research institutions in France or abroad, or from public or private research centers.

L'archive ouverte pluridisciplinaire **HAL**, est destinée au dépôt et à la diffusion de documents scientifiques de niveau recherche, publiés ou non, émanant des établissements d'enseignement et de recherche français ou étrangers, des laboratoires publics ou privés.

Cosmology with Gravitational Waves: A Review

Simone Mastrogiovanni,* Christos Karathanasis, Jonathan Gair, Gregory Ashton, Stefano Rinaldi, Hsiang-Yu Huang, and Gergely Dálya

Standard sirens have been the central paradigm in gravitational-wave cosmology so far. From the gravitational wave signature of compact star binaries, it is possible to measure the luminosity distance of the source directly, and if additional information on the source redshift is provided, a measurement of the cosmological expansion can be performed. This review article discusses several methodologies that have been proposed to use gravitational waves for cosmological studies. Methods that use only gravitational-wave signals and methods that use gravitational waves in conjunction with additional observations such as electromagnetic counterparts and galaxy catalogs will be discussed. The review also discusses the most recent results on gravitational-wave cosmology, starting from the binary neutron star merger GW170817 and its electromagnetic counterpart and finishing with the population of binary black holes, observed with the third Gravitational-wave Transient Catalog GWTC-3.

of the population of these sources in terms of their distances, masses, and spins.^[9–11]

From the GW signal alone, it is possible to directly measure the luminosity distance (d_L) of the source. If provided with an estimation of the source redshift, GWs, therefore, offer a new independent mechanism to study the cosmology of our Universe. This is of fundamental importance as the standard cosmological model still suffers some difficulties. On the experimental side, there are discrepancies between different independent measurements of the Hubble constant (H_0)—the expansion rate of the Universe today—which is a fundamental parameter. The most cited tension is a 4.2σ discrepancy between the value of

1. Introduction

The observation of gravitational waves (GWs) by interferometric detectors provides a new channel to study the Universe. Among the various scientific results, GWs have shown the existence and properties of a population of binary black holes (BBHs),^[1,2] binary neutron stars (BNSs)^[3] as well as systems with a neutron star and a black hole (NSBH).^[4]

The latest gravitational-wave transient catalog (GWTC-3)^[2] from the LIGO, Virgo, and KAGRA detectors^[5–8] presents almost 100 compact binary sources, thus allowing for a statistical study

$$H_0 = 67.8 \pm 0.9 \text{ km s}^{-1} \text{ Mpc}^{-1} \quad (1)$$

inferred by the Planck collaboration from cosmic microwave background (CMB)^[12] and the value of

$$H_0 = 73.0 \pm 1.4 \text{ km s}^{-1} \text{ Mpc}^{-1} \quad (2)$$

measured from Type Ia Supernovae.^[13] Throughout this paper we report 68.3% confidence intervals. Other measurements of H_0 seem to confirm this discrepancy on smaller and larger scales.^[14]

S. Mastrogiovanni
ARTEMIS
Université Côte d'Azur
Observatoire de la Côte d'Azur, CNRS, Nice F-06304, France
E-mail: smastro@oca.eu

C. Karathanasis, J. Gair
Institut de Física d'Altes Energies (IFAE)
Edifici Cn. Facultat Ciències
Universitat Autònoma de Barcelona
Bellaterra (Barcelona) E-08193, Spain


H.-Y. Huang
Department of Physics
Center for High Energy and High Field Physics
National Central University
Zhongli District, Taoyuan City 32001, Taiwan

S. Rinaldi
Dipartimento di Fisica "E. Fermi"
Università di Pisa
Pisa I-56127, Italy

S. Rinaldi
INFN
Sezione di Pisa
Pisa I-56127, Italy

G. Ashton
Department of Physics
Royal Holloway
University of London
TW20 0EX United Kingdom

G. Dálya
Department of Physics and Astronomy
Universiteit Gent
Ghent B-9000, Belgium

 The ORCID identification number(s) for the author(s) of this article can be found under <https://doi.org/10.1002/andp.202200180>

© 2022 The Authors. Annalen der Physik published by Wiley-VCH GmbH. This is an open access article under the terms of the Creative Commons Attribution License, which permits use, distribution and reproduction in any medium, provided the original work is properly cited.

DOI: 10.1002/andp.202200180

However, the source redshift cannot be inferred from the GW signal. Therefore additional methodologies using additional observations and/or astrophysical assumptions have been proposed and used in current literature. In this article, we provide a review of these methods and their latest results. Although in this review we focus on measures of H_0 using the standard cosmological model, the methods discussed can also be applied to probe general relativity deviations on cosmological scales.^[15–18]

In Section 2 we provide an overview of the different methodologies for GW cosmology. We will focus on methods that either use complementary observations such as electromagnetic counterparts and galaxy catalogs or methods that exploit the knowledge about the BBHs and BNSs astrophysical formation channels. In Section 3 we discuss the most recent results on GW cosmology with the last GW transient catalog. Finally in Section 4, we draw our conclusions and future perspectives for GW cosmology.

2. Methods for GW Cosmology

In this section, we discuss various methods that have been proposed and exploited to study cosmology with GWs. However, we do not discuss methods that use strongly lensed GW events^[19] and cross-correlation of clustering range of GW-sources and galaxies^[20,21] or exploit the GW lensing field.^[22]

2.1. Direct Electromagnetic Counterparts

This method is usually referred to as bright siren method. GWs can provide a direct sky localization and d_L measurement of the source. Provided a cosmological model, the GW localization can be used to select possible host galaxies. However, a typical GW localization includes thousands of possible host galaxies,^[23] and an unambiguous identification is possible only if an associated electromagnetic counterpart (EM) is detected. At that point, an accurate redshift estimation can be provided from the host galaxy. Based on the current observation technology, we can study the host galaxy from multi-band observations. The expected EM for BNS,^[24] and possibly some NSBH, consists of a short γ -ray burst (GRB) and kilonova. While for BBHs, we might expect an associated flare if the binary merges in a dense matter environment.^[25]

Given the source redshift and the d_L measured from the GW, one can use the relation

$$d_L(z) = \frac{c(1+z)}{H_0} \int_0^z \frac{dz'}{\sqrt{\Omega_m(1+z')^3 + \Omega_\Lambda}} \quad (3)$$

to measure the cosmological parameters. In the above equation, c is the speed of light, Ω_m the matter–energy fraction of the Universe, and Ω_Λ the dark energy fraction (note that we have assumed a flat Universe and neglected the radiation energy density).

Unfortunately, for GW events, the luminosity distance is expected to be determined with a large uncertainty due to its strong degeneracy with the determination of the orbital inclination angle with respect to the line-of-sight^[26]. The uncertainty on the d_L estimation can be leveraged by studying the afterglow light curve

of the EM counterpart. The light curve contains relevant information about the inclination angle of the orbital plane with respect to the line-of-sight.^[27]

Despite being a precise method to measure cosmological parameters with GWs (compared with the population methods discussed later), the bottleneck of this method is represented by the rarity of this kind of detection. Therefore, improving the odds of detecting events associated with EM counterparts (e.g., BNS events) and providing a well-localized skymap is foundational to enhancing cosmological inferences from future GW runs. This effort is aided by: improving the sensitivity of current GW detectors, having an international network of GW detectors, and coordinating observations with multi-band observatories.

2.2. Galaxy Catalog Method

Without a viable EM counterpart, one can still use galaxy surveys in combination with GW observations to identify possible host galaxies.^[28–30] On the one hand, GWs can provide sky localization and luminosity distance. On the other hand, the galaxy survey, for example, Sloan Digital Sky Survey (SDSS),^[31] can provide a list of galaxies observed in the GW localization area. Using this method, we can obtain a list of potential host galaxies for the GW event. All potential galaxies are taken into account in the statistical inference.

Because of the lack of direct EM counterparts, this method is often referred to as the dark-siren method. One strong point about this method is that the analysis can be done using galaxies reported in different observational bands. This can provide a self-consistency check for the presence of unaccounted selection biases. Moreover, this method can potentially be applied to any dark siren, that is, BBHs, BNSs or NSBHs. However, this method has two weak points. First, galaxy catalogs are incomplete: individual surveys have intrinsic capability limits due to apparent magnitude limits in the different observing bands. Second, poorly localized GW events will include thousands of potential hosting galaxies, thus decreasing their ability to constrain cosmological parameters.

The galaxy catalog method has been used with events associated with the second and third GW transient catalogs.^[11,32] However, a deeper galaxy survey that covers more expansive sky areas is needed to enhance the possibility of studying cosmology with this method.

2.3. Methods Based Only on GWs Observations

The source redshift cannot be measured directly in the most common scenario where the GW detection is not associated with an EM counterpart. However, while GW observations give no information on the redshift of the source, they are sensitive to the so-called “redshifted mass” $M_z = (1+z)M$ (i.e., there is a complete degeneracy between mass and redshift). Therefore, the source redshift can be inferred if one provides an independent method to constrain the mass.

Two approaches can be taken to break the degeneracy and measure the redshift. The first, which can be applied only to those binary systems containing at least one neutron star, relies on the

knowledge of the neutron star equation of state (EOS) to break the mass-redshift degeneracy via the tidal deformability. The second uses prior knowledge of the (redshift dependent) mass distribution and merger rate density of the dark sirens. The common denominator of these two methods is that they use only GW observations supplied with an additional hypothesis on the EOS or the redshift dependent mass and merger rate of GW sources.

2.3.1. Neutron Star Equation of State Method

Neutron stars that merge with another compact object, may experience a tidal deformation as they approach their companion. This tidal deformation is imprinted in the emitted GW with an additional phase^[33–35]

$$\psi^{\text{tidal}}(f) = \sum_{a=1,2} \frac{3\lambda_a(1+z)^5}{128\eta} \left[-\frac{24}{\chi_a} \left(1 + \frac{11\eta}{\chi_a}\right) \frac{x^{5/2}}{M_z^5} - \frac{5}{28\chi_a} \frac{x^{7/2}}{M_z^5} (3179 - 919\chi_a - 2286\chi_a^2 + 260\chi_a^3) \right] \quad (4)$$

Here M_z is the redshifted mass at the detector, f the GW frequency, and the symmetric mass ratio is given in terms of the heavier mass m_1 and lighter mass m_2 by $\eta = m_1 m_2 / M^2$; the mass ratios $\chi_a = m_{a,z} / M_z$ are defined from the masses of the two components; the dimensionless factor $x = (\pi M_z f)^2$; and finally λ_a characterizes the quadrupole deformation of the neutron star which is subject to a tidal force. The tidal deformation parameter λ_a is a function of the neutron star radius R_{NS} and tidal Love number k_2 . Provided an EOS, the tidal Love number and radius of the neutron star, λ_a only depends on the mass of the neutron star in the source frame, such that

$$\lambda_a(m_a | \text{EOS}) = \frac{2}{3} k_2(m_a | \text{EOS}) R_{\text{NS}}^5(m_a | \text{EOS}) \quad (5)$$

That is why, if provided with a measure of λ_a and a good knowledge of the EOS, one can estimate the source frame mass M and later the redshift from the relation $M_z = (1+z)M$.

The additional tidal terms in Equation (4) are of post-Newtonian (PN) order 5 and 6, and so they can be hard to measure during the last moments of the inspiral stage. However, their order of magnitude is $\mathcal{O}(R_{\text{NS}}/M)^5 \approx 10^5$, they are hence comparable in magnitude with the 3 PN and 3.5 PN orders (of the classical quadrupole waveform).

Current constraints on the NS deformability, and hence of the allowed EOS, have been obtained from the high-SNR event GW170817.^[36] While the constraints on the tidal deformability were poor for GW190425 given its low SNR.^[37] In both of these cases, cosmology was fixed and hence it is not possible to infer the redshift value from these observations.

2.3.2. The Mass and Redshift Merger Rates Method

Another way in which it is possible to overcome the mass-redshift degeneracy is via the prior knowledge of at least one between the dark siren mass distribution and the merger rate. In this

method, each detected binary system is described by a set of parameters θ . Denoting with $\mathcal{H} = \{H_0, \Omega_m, \Omega_\lambda, \dots\}$ the set of cosmological (hyper)parameters we are interested in inferring, and $\mathcal{D} = \{d_1, \dots, d_n\}$ a set of GW observations, the posterior on the hyper parameters can be written as

$$p(\mathcal{H} | \mathcal{D}) = \frac{p(\mathcal{D} | \mathcal{H}) p(\mathcal{H})}{p(\mathcal{D})} \quad (6)$$

Under the assumption of independent observations, the likelihood $p(\mathcal{D} | \mathcal{H})$ becomes the product of N single-event likelihoods $p(d_i | \mathcal{H})$. The observed gravitational data d_i depends on the population-level \mathcal{H} as well as source parameters such as masses M (for convention we use this notation to indicate the two binary masses) and redshift z . The single-event likelihood can be expressed as

$$p(d_i | \mathcal{H}) = \int p(d_i | M, z, \mathcal{H}) p(M, z | \mathcal{H}) dz dM \quad (7)$$

The implicit information of astrophysical masses and redshift is given by the prior term $p(M, z | \mathcal{H})$, which should be modeled to reproduce the dark sirens' mass and merger rates. A piece of additional redshift information is also arising from the GW likelihood $p(d_i | M, z, \mathcal{H})$, with which it is possible to measure the redshifted masses and the d_L of the source. Given the relation between redshifted masses and source masses, namely $M_z = (1+z)M$, prior knowledge of the source mass distribution would naturally provide implicit redshift information.

The prior $p(M, z | \mathcal{H})$ vehicles the available astrophysical information on mass and redshift distributions of the GW event. A common factorization for this prior term is

$$p(M, z | \mathcal{H}, \Lambda) = C p(M | \Lambda) \frac{R(z; \Lambda)}{1+z} \frac{dV_c}{dz} \quad (8)$$

where $\frac{dV_c}{dz}$ is the differential of the comoving volume, $p(M | \Lambda)$ a mass prior term, $R(z; \Lambda)$ the dark sirens merger rate as function of redshift and C a normalization constant. In the above equation, the merger rate and mass distributions are often described using phenomenological models that are dependent on the parameters Λ . The population-level parameters Λ are also part of the statistical inference. In the following, we will briefly present three different applications of the rates method: two relying on the knowledge of the mass distribution and one relying on the merger rate density $R(z; \Lambda)$.

Before discussing the applications in detail, we note that this method strongly relies on the assumptions made for the compact objects' merger rates. In current studies, both the cosmological and population models are estimated jointly. However, this is still done by making assumptions, such as the independence of the BBHs mass distribution as a function of redshift. Therefore, keeping merger-rate models and assumptions updated with the most recent astrophysical simulations is essential.

Black Hole Mass Function: From a theoretical point of view, features that define a mass scale are expected in the black hole mass spectrum from many different formation channels—we refer the interested reader to ref. [38] and references therein for a review of these processes. One of the most prominent for the

inference of cosmological parameters is the pair-instability supernova (PISN) process.^[39] This process is expected to prevent black hole formation in the 50–120 M_{\odot} mass range, resulting in a mass gap. The progenitors of BH forming just below the mass gap are expected to undergo a heavy mass loss due to the pulsational pair-instability supernova (PPISN) process. The presence of this phenomenon might lead to a pile-up in the mass distribution located at the lower end of the mass gap.

The upper limit for the black hole mass set by the PPISN process is used in ref. [40] to demonstrate that it is possible to constrain the Hubble constant at $z = 0.8$ with a simulated dataset from one to 5 years of Advanced LIGO and advanced Virgo at design sensitivity. The implications of wrong population assumptions are explored in ref. [41], demonstrating that, once the right population model is assumed, a joint inference of the population parameters Λ and cosmological parameters \mathcal{H} is required to avoid incurring in biases. In refs. [23] and [16] the authors apply this method to the GWTC-3.

Neutron Star Mass Function: The very same method can be applied to BNS observations. Differently from black holes, neutron stars are expected to span a narrower mass range. Several studies show the proof of principle of this method with current ground-based GW detectors^[42] and next-generation GW detectors such as the Einstein telescope.^[43,44]

Merger Rate as a Function of Redshift: The third possibility is to use the dark sirens merger rate $\mathcal{R}(z; \Lambda)$. An implicit redshift measure of the GW sources can be provided if the dark sirens merger rate shows a peak in redshift, as observed for the star formation rate at $z \approx 2$.^[45] Considering a time delay due to the evolution of binary systems, the merger rate is expected to peak at $z < 2$. Other works^[46,47] suggest that the BBH formation is expected to follow the low-metallicity star formation history, which, in turn, is expected to peak above $z \approx 2$.^[48] Regardless of the detailed star formation history followed by the BBH merger rate, this fact provides a redshift scale within the observing range of third-generation ground-based interferometers. The authors in refs. [49] and [50] demonstrate the applicability of this method to a mock data set representative of 1 year of observations with the Einstein telescope.

2.3.3. Challenges for the GWs-Only Methods

The GWs-only methods presented in the previous sections offer a new avenue to probe cosmology but can be prone to systematics introduced by the models. This can be particularly important for future 3rd generation detectors that will observe GW at redshifts 2–3 for BNSs and ≈ 10 for BBHs^[51].

For NSs and the EoS method, accurately determining the EOS of neutron stars and using it for cosmology is indeed a challenge. In ref. [52] the authors discuss how several uncertainties and systematics on the determination of λ_a can undermine our ability to measure H_0 with the neutron star EOS. It is found that if λ_a is reasonably high and determined with an uncertainty of 15%, H_0 can still be measured with a precision of $\approx 50\%$ from a single event. However, the authors also note that a systematic bias (due to EOS modeling) on the determination of λ_a could introduce a bias on the H_0 determination if more than 30 events are considered. Achieving a sub-percent precise cosmology using the EoS

method would then require accurate modeling of the NSs EoS. We refer the reader to ref. [53] for a more in-depth description of EoS measures from BNSs.

Concerning the mass/redshift rate method for BBHs, a wrong model of the BBHs merger rate can introduce systematics in the determination of the cosmological parameters. In ref. [54] the authors show that a BBH population distribution modeling the $\approx 1\%$ of the detections would lead to a systematic bias of 1% on H_0 when $\approx 10^4$ BBHs are collected. It is therefore important to accurately model the BBHs merger rates as a function of cosmic time. In particular, a redshift-dependent mass spectrum can be present due to the BHs progenitors' metallicity and distribution of time delays between the BBH formation and its merger (see ref. [55] for a review). With current detections of GWs, there is no evidence that the mass spectrum of BBHs is evolving in redshift^[11,56] and current H_0 measures are provided with redshift-independent mass models (see later). However, with future observing runs and 3rd generation GW detectors, we will be able to detect BBHs at higher and higher redshifts. It is therefore important, to develop parallel astrophysical simulations of BBHs synthesis and possibly corroborate GWs cosmology with other observations (e.g., star formation rate, etc.).

3. Cosmological Results from GW Observations

3.1. Results from GWs Observed Associated to EM Counterparts

The era of multi-messenger gravitational-wave astronomy began on August 17th 2017. The LIGO and Virgo interferometers observed GW170817, a gravitational-wave signal consistent with the merger of two neutron stars^[3] and the Fermi gamma-ray burst monitor^[57] and International Gamma-Ray Astrophysics Laboratory^[58] detected a gamma-ray burst (GRB 170817A) ≈ 1.7 s after^[24] with a consistent position to that of GW170817. The open public alerts for GW170817 and GRB 170817A triggered multiple follow-up campaigns using ground and space-based telescopes to identify the expected kilonova electromagnetic counterpart.^[59,60] These campaigns utilized the well-constrained 3D localization of the event to optimize their observing strategy, along, in some cases, with galaxy catalogs. After just ≈ 11 h, the 1-m two-hemisphere team first announced the identification of a bright optical transient consistent with the localization of GW170817. Confirmations from several other teams swiftly followed this ref. [24]. The counterpart, now known as AT 2017gfo, was confidently associated with the host Galaxy NGC 4993.

NGC4993 is a galaxy in the Hydra constellation with an average radial peculiar velocity of ≈ 310 km s⁻¹. The observed recessional velocity for NGC4993 is about 3327 ± 72 km s⁻¹. By combining observations of the galaxy's proper motion and observed recessional velocity, it was possible to compute NGC escape velocity due to the expansion of the Universe, which was $v_r = 3017 \pm 166$ km s⁻¹. Furthermore, the recessional velocity can be converted to a measurement of the cosmological redshift, giving a value of the cosmological redshift of NGC4993 of $z = 0.0101 \pm 0.0005$.^[36]

The maximum a posteriori luminosity distance information of GW170817 was estimated, fixing the sky position to that of NGC4993, as $43.8_{-6.9}^{+2.9}$ Mpc at 68% confidence level.^[61] By combining the cosmological redshift measurement from NGC4993

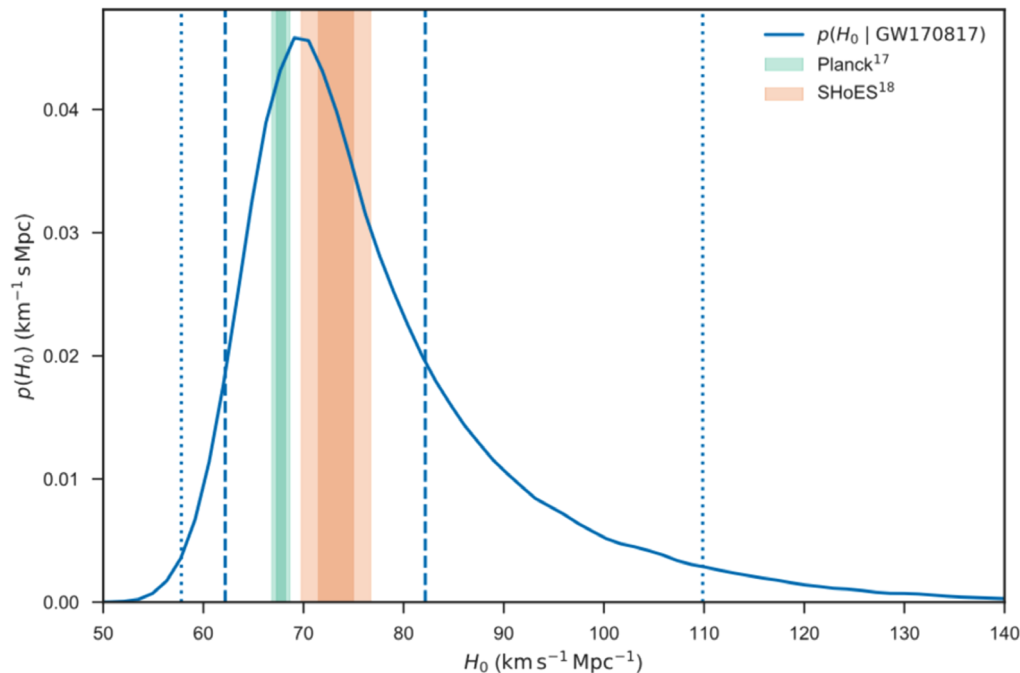


Figure 1. Hubble constant posterior from the BNS merger GW170817. The dashed vertical line corresponds to the 68% confidence level, and the dotted one to the 95% confidence level. The green and dashed shaded areas indicate the 1σ and 2σ contours reported from supernovae e CMB measures. Reproduced with permission.^[61] Copyright 2017, Nature.

and the luminosity distance estimation from GW170817, it was possible to infer the value of the $H_0 = 70^{+12}_{-8} \text{ km s}^{-1} \text{ Mpc}^{-1}$.^[61] The associated posterior distribution for this value is provided in **Figure 1**. However, this result has since been updated using an extended analysis at a lower frequency in the LIGO and Virgo sensitivity bands and using two different priors for the neutron star spins. The results are $H_0 = 70^{+13}_{-7} \text{ km s}^{-1} \text{ Mpc}^{-1}$ using high-spin priors (magnitude of the dimensionless spin parameters ≤ 0.89), and $H_0 = 70^{+19}_{-8} \text{ km s}^{-1} \text{ Mpc}^{-1}$ using low-spin priors (magnitude of the dimensionless spin parameters ≤ 0.05).^[36] Interestingly, the more restrictive low-spin prior (which is well justified based on inferences from the population of Galactic radio pulsars observed in binary neutron star systems^[62]) yields a broader constraint on the Hubble constant. This arises because the absence of strong precession in the high-spin prior analysis results in a tighter constraint on the inclination angle of the system. There is a strong degeneracy between the inferred luminosity distance and inclination angle of a binary merger^[61,63] which constitutes the dominant source of uncertainty in the luminosity distance. Therefore, the tighter constraint on the inclination angle enabled by the high-spin prior yields a correspondingly narrower constraint on the luminosity distance and hence the Hubble constant. In the low-spin analysis, strong precession is ruled out a priori (which is consistent with the data), so there is no corresponding constraint on the inclination angle and hence a broader measurement of the Hubble constant itself. As a result, the narrower high-spin-prior results reflect our best constraint on the Hubble constant without additional information. Still, in future detections, where the observation of multiple polarization modes may itself break the distance–inclination

degeneracy, the results from astrophysically motivated low-spin priors will be most relevant.

For GW170817, follow-up measurements of the EM afterglow enable an additional way to break the distance–inclination degeneracy and improve the estimation of H_0 .^[64] From the 75th and 230th days after the BNS merger, radio band observations using very long baseline interferometry (VLBI) reported the observation of a narrow-collimated jet associated with the merger.^[64] The orbital inclination angle could then be determined by assuming that the jet is emitted perpendicularly to the orbital plane of the merger. This improves the d_L measure and provides an improved value for $H_0 = 68.4^{+4.7}_{-4.6} \text{ km s}^{-1} \text{ Mpc}^{-1}$ ^[65] in contrast to the GW-alone value of $H_0 = 70^{+19}_{-8} \text{ km s}^{-1} \text{ Mpc}^{-1}$.

GW170817 remains the only gravitational-wave event with a confirmed electromagnetic counterpart (see, e.g., ref. [66] for a review of searches during the O3 observing run). However, it has recently been claimed that the BBH system GW190521 could be associated with a flare in an active galactic nuclei^[25] caused by the interaction of the kicked remnant black hole with the accretion of disk.^[67] If true, such a result yields another bright electromagnetic counterpart to measure the Hubble constant.^[68–70] However, we caution that the evidence of the claimed association is tentative.^[71] Nevertheless, this opens an exciting prospect that future observing runs may yield firm counterparts to binary black hole signals, increasing the number of bright sirens and improving the Hubble constant’s determination. Of particular interest, because at fixed detector sensitivity, black hole mergers can be observed at larger distances, such a population of counterparts offers a rich avenue for measuring the Hubble constant at larger redshifts than those available to BNS mergers.

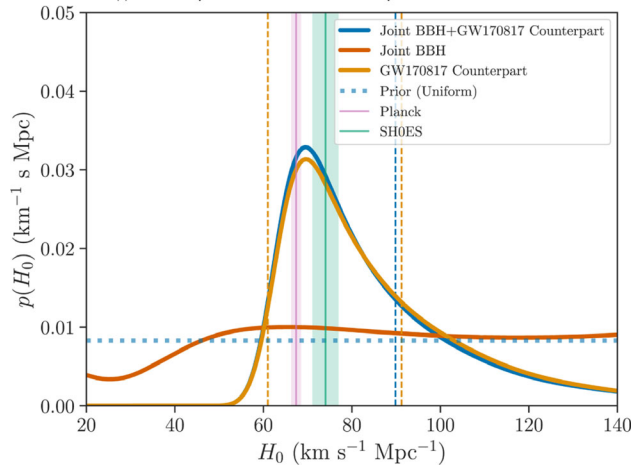


Figure 2. Hubble constant posterior from GWTC-2 sources as reported in ref. [32]. Dark orange line: Posterior obtained using six BBHs correlated with the galaxy catalog GLADE. Light orange line: Posterior obtained from GW170817 and its EM counterpart. Blue line: Posterior obtained combining the six BBHs and GW170817. The pink and green shaded areas identify the 90% CI constraints on H_0 inferred from the CMB anisotropies^[12] and in the local Universe from SH0ES^[76] respectively. Reproduced with permission.^[32] Copyright 2021, Astrophysical Journal.

3.2. Results from GWs Observations and Galaxy Surveys

The galaxy catalog method was used to infer the Hubble constant in several recent works using GW events from the GW transient catalogs.^[16,17,23,32,72,73]

This analysis was performed for the first time with events detected during the first two runs of the LIGO and Virgo detectors and using the GLADE^{E[74]} galaxy catalog for the majority of the events using the galaxies observed in the B-band. GLADE is a galaxy catalog with all-sky support and this makes it ideal for GW events with large estimated sky areas. For the event GW170814, the DES galaxy catalog^[75] was used since this event has a small estimated sky area and it is almost fully included in the sky area coverage of DES. The results from this analysis can be seen in **Figure 2**. The combined BBHs and GW170817-EM counterpart posterior gives an estimation of $H_0 = 68.7^{+17.0}_{-7.8}$ km s⁻¹ Mpc⁻¹. To generate this result, it has been used a set of six BBHs (without EM counterpart) and the H_0 estimation from the BNS GW170817 and its EM counterpart. As we will see later, the mass distribution of BBHs has a relevant role in assess possible systematics in the H_0 estimation. For this analysis, the heaviest mass component of the binary was chosen to be a power-law distribution with a slope of -1.6 between $m_{1,\min} = 5 M_\odot$ and $m_{1,\max} = 100 M_\odot$, whereas the distribution for the light component was selected to be uniform within the same range and with the condition $m_2 \leq m_1$.

The galaxy catalog framework was used more recently for events detected during all three runs of the LIGO, Virgo, and KAGRA interferometers. In ref. [23], an analysis is performed using 47 compact binary coalescences and the GLADE+ galaxy catalog^[77] (a deeper and more complete version of the GLADE galaxy catalog). This work described the mass distribution of the BBHs with a more complex model. The primary component

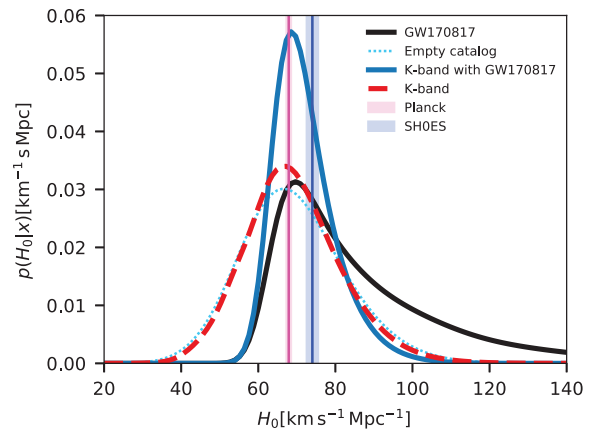


Figure 3. Hubble constant posterior for several cases. Gray dotted line: posterior obtained using all dark standard sirens without any galaxy catalog information and fixing the BBH population model. Orange dashed line: posterior using all dark standard sirens with GLADE+ K-band galaxy catalog information and fixed population assumptions. Black solid line: posterior from GW170817 and its EM counterpart. Blue solid line: posterior combining dark standard sirens and GLADE+ K-band catalog information (orange dashed line) with GW170817 and its EM counterpart (solid black line). The pink and green shaded areas identify the 68% CI constraints on H_0 inferred from the CMB anisotropies^[12] and in the local Universe from SH0ES^[76] respectively.^[23]

mass of BBHs was selected as a power law with an additional Gaussian peak; see ref. [23] for more details. The results can be seen in **Figure 3**. Considering just the 46 dark sirens, it was obtained a $H_0 = 67^{+13}_{-12}$ km s⁻¹ Mpc⁻¹. By combining this result with the H_0 estimation from GW170817 and its EM counterpart posterior (solid black curve) it is found $H_0 = 68^{+8}_{-6}$ km s⁻¹ Mpc⁻¹. This value represents an improvement of 40% with respect to the GW170817 case.^[61] Figure 3 also reports an analysis assuming a 0% completeness for the GLADE+ galaxy catalog, referred to as “empty catalog.” As one can see from the posterior associated with this case, even if the galaxy catalog does not contain any galaxy, there is still implicit information on H_0 encoded in the observed BBHs. This information is given by the BBHs mass model assumed.

Indeed in refs. [23, 41], it has been shown that in the case that the galaxy catalog is not complete, the cosmological inference is strongly dependent on the population assumptions for masses and merger rates of BBHs. In ref. [23], possible systematics on the H_0 measure with respect to the BBHs population assumptions were explored. The BBH population parameter that is found to correlate the most with H_0 is the Gaussian peak in the BBHs mass spectra, referred to as μ_g . Varying this local excess of BBHs production strongly affects the H_0 posterior, as can be seen in **Figure 4**. In ref. [23], we also explore possible systematics introduced by the different treatments of the galaxy catalog, such as the choice of using galaxies observed in the B-band or the K-band from the GLADE+ catalog. It is found that the H_0 posterior is not strongly affected by the different treatments of the galaxy catalogs. This is because most of the current GW events are found at distances where the GLADE+ catalog is incomplete.

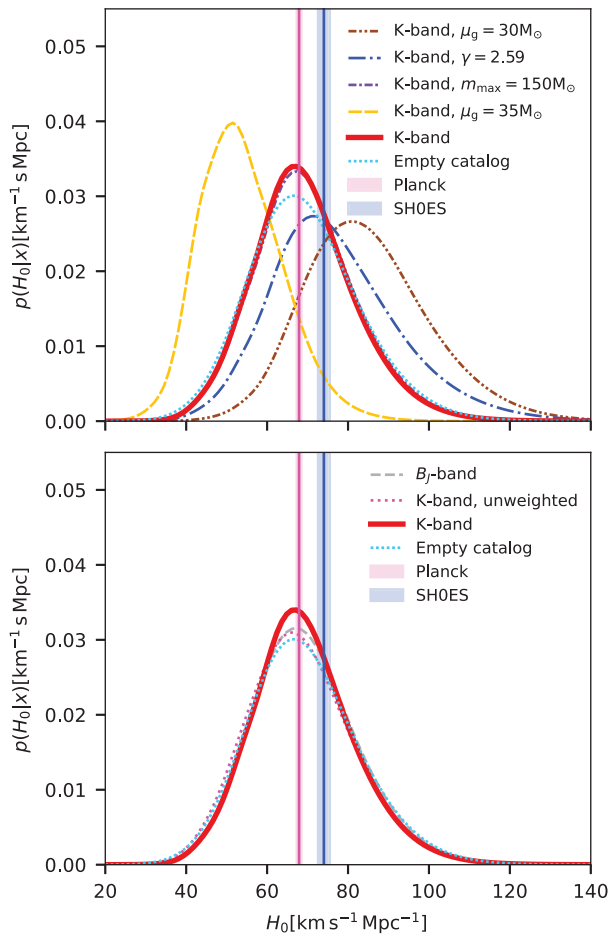


Figure 4. Systematic effects on the inference of the Hubble constant due to the choice of different values for the mean μ_g of the Gaussian component in the source mass model, and other population model parameters (upper panel) and different choices for the luminosity band and weighting scheme adopted for the GLADE+ galaxy catalog (lower panel). The pink and green shaded areas identify the 68% CI constraints on H_0 inferred from the CMB anisotropies^[12] and in the local Universe from SH0ES^[76] respectively.^[23]

Additional searches have been performed with events currently detected. In ref. [17], the authors use GW events observed from the first two runs of LIGO and Virgo and the first half of their last run. By using the GLADE galaxy catalog and galaxies observed in the B-band, and a selection of GW events that are supported in a 70% complete region of GLADE, they infer $H_0 = 72.2^{+13.9}_{-7.5}$ km s⁻¹ Mpc⁻¹ (in combination with GW170817 and its EM counterpart). The authors also explore additional systematics related to the selection associated with the galaxy catalog completeness and the galaxy observation bands, finding consistent results.

In refs. [72, 73] the authors use well-localized GW events from the three runs of the LIGO, Virgo, and KAGRA detectors to estimate H_0 with the dark energy survey imaging (DESI) Legacy survey catalog. DESI is a significantly deeper galaxy catalog, which

is expected to be almost complete up to redshift 1. The authors report a value of $H_0 = 72.8^{+11.0}_{-7.6}$ km s⁻¹ Mpc⁻¹.

3.3. Results with the BBHs Mass Spectrum

In the previous sections, it became clear that population assumptions greatly affect the H_0 estimation made by cross-correlating GW data and galaxy catalogs, especially when galaxy catalogs are highly incomplete. As shown in refs. [40, 41] the correlation between population properties of BBHs can be used to probe cosmology using GWs alone.

In ref. [23] a joint analysis using 42 BBHs from GWTC-3 is used to jointly infer cosmology and population properties of the observed BBHs. The analysis uses three different population models for the mass distribution of BBHs (see ref. [23] for more details): a simple power-law and two more complex models consisting of a broken power-law and a power-law plus a Gaussian overdensity. It is found that, among all the mass models, the preferred ones are the power-law plus a Gaussian and the broken power law.

The estimation of the Hubble constant with the power-law plus Gaussian model resulted in $H_0 = 50^{+37}_{-30}$ km s⁻¹ Mpc⁻¹, while the broken power-law model resulted in a consistent value of $H_0 = 44^{+52}_{-24}$ km s⁻¹ Mpc⁻¹. These constraints on H_0 , as we will see later, arise from the ability of these models to fit an excess of BBHs with masses around $35 M_\odot$ which sets a scale for the redshift distribution of the BBHs.

Figure 5 shows the joint posterior distribution between the cosmological parameters and the BBHs population parameters. In this figure, μ_g , m_{\max} , and γ represent the BBHs excess (location of the Gaussian peak) in mass, the maximum mass for black hole production and the slope of the merger rate evolution in redshift ($R(z) \propto (1+z)^\gamma$). As it can be seen from the plot, the BBH population presents an overdensity of BBHs produced at around $35 M_\odot$. The presence of an overdensity of BBHs sources allows us to set a characteristic source mass scale, which informs the cosmological inference and allows us to exclude higher values of H_0 . In ref. [23] it is also found that other cosmological parameters such as the matter–energy density Ω_m and dark energy equation of state parameter w could not be constrained by current GW observations.

By combining the Hubble constant estimation found for the population of 42 BBHs in **Figure 6** with the estimation from GW170817 a value of $H_0 = 68^{+12}_{-8}$ km s⁻¹ Mpc⁻¹ is found. This represents an improvement of $\approx 17\%$ with respect to GW170817 alone.

A similar analysis using the population of BBHs from GWTC-3 is performed in ref. [16] finding similar constraints on the Hubble constant and providing new constraints on modifications of gravity on cosmological scales.

4. Conclusion

GW cosmology has started with the detection of GW170817 and its EM counterpart. After three observing runs and almost 100 GWs detected from compact binary coalescences, GWs are rapidly becoming a new tool to study the cosmological expansions of the

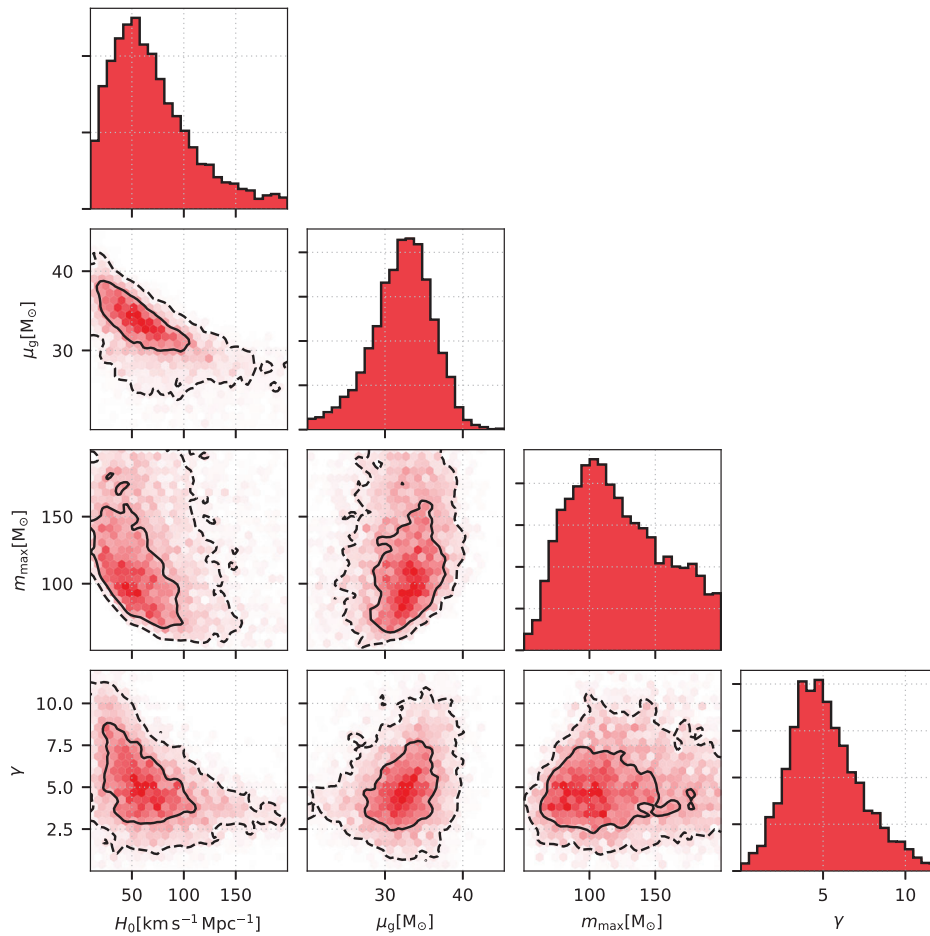


Figure 5. Posterior probability density for H_0 and the population parameters μ_g , m_{\max} , and γ , governing the position of the Gaussian peak, the upper end of the mass distribution and the merger rate evolution in the powerlaw plus gaussian mass model. The solid and dashed black lines indicate the 50% and 90% CL contours.^[23]

Universe. In this review paper, we have summarized some of the methods that have been proposed and used in current literature to study cosmology with GWs.

We have discussed strong and weak points of methods that exploit GWs EM counterparts, use survey of galaxy catalogs, knowledge of the equation of state and tidal deformability of neutron stars, and assumptions about the population distribution of BBHs. We have then summarized the most recent GW-based H_0 measurements from sources observed in the third gravitational-wave transient catalog.

We have presented cosmological results from the binary neutron star merger GW170817 and its EM counterpart, showing that this type of event could provide a precise measure of the H_0 . This measure can potentially be improved using the afterglow luminosity curve and the detection of collimated jets of ejected material.

We have also presented the most recent results that use dark sirens, namely populations of Compact binary coalescences observed without an EM counterpart. For these sources, we have discussed recent results that use the GLADE, GLADE+, and DESI galaxy catalogs, using galaxies observed in different bands.

We have shown how the galaxy catalog method could be a powerful tool to study cosmology if the GW event is well localized and used in conjunction with a complete galaxy catalog.

We have also presented constraints on the cosmological parameters that use GWs alone. By using BBHs events from GWTC-3, we have also shown that it is possible to reconstruct jointly the distribution of masses of BBHs and the cosmological parameters.

With future observing runs of the global network of GW detectors, we will collect more and more GW detections from bright and dark standard sirens. These detections will make it possible to measure H_0 and other cosmological parameters with a new source type. On the one hand, bright sirens will offer rare but precise probes of the cosmological parameters.^[78–82] On the other hand, the numerous dark sirens will also make it possible to measure the cosmological parameters using population techniques such as cross-correlation techniques to infer the clustering redshift of GW sources^[20,83] using spectroscopic galaxy surveys,^[84] the PISN mass scale of black holes,^[40,41] the redshift distribution of the GW sources,^[49,50] and the tidal distortion of neutron stars.^[33,35] With the aid of more observations and

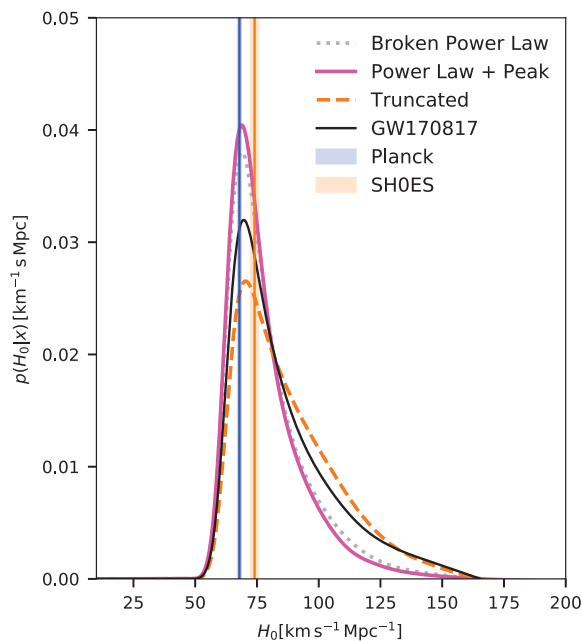


Figure 6. Posterior distributions for H_0 obtained by combining the H_0 posteriors from the 42 BBH detections and the H_0 posterior inferred from the bright standard siren GW170817. The pink and green shaded areas identify the 68% CI constraints on H_0 inferred from the CMB anisotropies^[12] and in the local Universe from SH0ES^[76] respectively.^[23]

further development of analysis techniques, we can reduce the current systematics and proceed toward accurate and precision gravitational-wave cosmology.

Acknowledgements

S.M. acknowledges the support of the ANR COSMERGE project, grant ANR-20-CE31-001 of the French Agence Nationale de la Recherche. G.D. acknowledges the support received through the iBOF-project BOF20/IBF/124.

Conflict of Interest

The authors declare no conflict of interest.

Keywords

binary black holes, compact binaries, cosmology, gravitational waves

Received: April 23, 2022

Revised: June 26, 2022

Published online: August 3, 2022

[1] B. P. Abbott, R. Abbott, T. D. Abbott, M. R. Abernathy, F. Acernese, K. Ackley, C. Adams, T. Adams, P. Addesso, R. X. Adhikari, V. B. Adya, C. Affeldt, M. Agathos, K. Agatsuma, N. Aggarwal, O. D. Aguiar, L. Aiello, A. Ain, P. Ajith, B. Allen, A. Allocca, P. A. Altin, S. B. Anderson,

- W. G. Anderson, K. Arai, M. A. Arain, M. C. Araya, C. C. Arceneaux, J. S. Areeda, N. Arnaud, et al., (LIGO Scientific Collaboration and Virgo Collaboration), *Phys. Rev. Lett.* **2016**, *116*, 061102.
- [2] R. Abbott, T. D. Abbott, S. Abraham, F. Acernese, K. Ackley, A. Adams, C. Adams, R. X. Adhikari, V. B. Adya, C. Affeldt, M. Agathos, K. Agatsuma, N. Aggarwal, O. D. Aguiar, L. Aiello, A. Ain, P. Ajith, S. Akcay, G. Allen, A. Allocca, P. A. Altin, A. Amato, S. Anand, A. Ananyeva, S. B. Anderson, W. G. Anderson, S. V. Angelova, S. Ansoldi, J. M. Antelis, S. Antier, et al., (LIGO Scientific Collaboration and Virgo Collaboration), *Phys. Rev. D* **2021**, *103*, 122002.
- [3] B. P. Abbott, R. Abbott, T. D. Abbott, F. Acernese, K. Ackley, C. Adams, T. Adams, P. Addesso, R. X. Adhikari, V. B. Adya, C. Affeldt, M. Afrough, B. Agarwal, M. Agathos, K. Agatsuma, N. Aggarwal, O. D. Aguiar, L. Aiello, A. Ain, P. Ajith, B. Allen, G. Allen, A. Allocca, P. A. Altin, A. Amato, A. Ananyeva, S. B. Anderson, W. G. Anderson, S. V. Angelova, S. Antier, et al., (LIGO Scientific Collaboration and Virgo Collaboration), *Phys. Rev. Lett.* **2017**, *119*, 161101.
- [4] R. Abbott, T. D. Abbott, S. Abraham, F. Acernese, K. Ackley, A. Adams, C. Adams, R. X. Adhikari, V. B. Adya, C. Affeldt, D. Agarwal, M. Agathos, K. Agatsuma, N. Aggarwal, O. D. Aguiar, L. Aiello, A. Ain, P. Ajith, T. Akutsu, K. M. Aleman, G. Allen, A. Allocca, P. A. Altin, A. Amato, S. Anand, A. Ananyeva, S. B. Anderson, W. G. Anderson, M. Ando, S. V. Angelova, et al., (LIGO Scientific Collaboration and Virgo Collaboration), *Astrophys. J. Lett.* **2021**, *915*, L5.
- [5] A. Buikema, C. Cahillane, G. L. Mansell, C. D. Blair, R. Abbott, C. Adams, R. X. Adhikari, A. Ananyeva, S. Appert, K. Arai, J. S. Areeda, Y. Asali, S. M. Aston, C. Austin, A. M. Baer, M. Ball, S. W. Ballmer, S. Banagiri, D. Barker, L. Barsotti, J. Bartlett, B. K. Berger, J. Betzwieser, D. Bhattacharjee, G. Billingsley, S. Biscans, R. M. Blair, N. Bode, P. Booker, R. Bork, et al., *Phys. Rev. D* **2020**, *102*, 062003.
- [6] M. Tse, H. Yu, N. Kijbunchoo, A. Fernandez-Galiana, P. Dupej, L. Barsotti, C. D. Blair, D. D. Brown, S. E. Dwyer, A. Effler, M. Evans, P. Fritschel, V. V. Frolov, A. C. Green, G. L. Mansell, F. Matichard, N. Mavalvala, D. E. McClelland, L. McCuller, T. McRae, J. Miller, A. Mullavey, E. Oelker, I. Y. Phinney, D. Sigg, B. J. J. Slagmolen, T. Vo, R. L. Ward, C. Whittle, R. Abbott, et al., *Phys. Rev. Lett.* **2019**, *123*, 231107.
- [7] F. Acernese, M. Agathos, K. Agatsuma, D. Aisa, N. Allemandou, A. Allocca, J. Amarni, P. Astone, G. Balestri, G. Ballardin, F. Barone, J.-P. Baronick, M. Barsuglia, A. Basti, F. Basti, Th. S. Bauer, V. Bavigadda, M. Bejger, M. G. Beker, C. Belczynski, D. Bersanetti, A. Bertolini, M. Bitossi, M. A. Bizouard, S. Bloemen, M. Blom, M. Boer, G. Bogaert, D. Bondi, F. Bondu, et al., *Class. Quant. Grav.* **2015**, *32*, 024001.
- [8] F. Acernese, M. Agathos, L. Aiello, A. Allocca, A. Amato, S. Ansoldi, S. Antier, M. Arène, N. Arnaud, S. Ascenzi, P. Astone, F. Aubin, S. Babak, P. Bacon, F. Badaracco, M. K. M. Bader, J. Baird, F. Baldaccini, G. Ballardin, G. Baltus, C. Barbieri, P. Barneo, F. Barone, M. Barsuglia, D. Barta, A. Basti, M. Bawaj, M. Bazzan, M. Bejger, I. Belahcene, et al., (Virgo Collaboration), *Phys. Rev. Lett.* **2019**, *123*, 231108.
- [9] B. P. Abbott, R. Abbott, T. D. Abbott, S. Abraham, F. Acernese, K. Ackley, C. Adams, R. X. Adhikari, V. B. Adya, C. Affeldt, M. Agathos, K. Agatsuma, N. Aggarwal, O. D. Aguiar, L. Aiello, A. Ain, P. Ajith, G. Allen, A. Allocca, M. A. Aloy, P. A. Altin, A. Amato, A. Ananyeva, S. B. Anderson, W. G. Anderson, S. V. Angelova, S. Antier, S. Appert, K. Arai, M. C. Araya, et al., *Astrophys. J. Lett.* **2019**, *882*, L24.
- [10] R. Abbott, T. D. Abbott, S. Abraham, F. Acernese, K. Ackley, A. Adams, C. Adams, R. X. Adhikari, V. B. Adya, C. Affeldt, M. Agathos, K. Agatsuma, N. Aggarwal, O. D. Aguiar, L. Aiello, A. Ain, P. Ajith, G. Allen, A. Allocca, P. A. Altin, A. Amato, S. Anand, A. Ananyeva, S. B. Anderson, W. G. Anderson, S. V. Angelova, S. Ansoldi, J. M. Antelis, S. Antier, S. Appert, et al., *Astrophys. J. Lett.* **2021**, *913*, L7.
- [11] R. Abbott, T. D. Abbott, S. Abraham, F. Acernese, K. Ackley, A. Adams, C. Adams, R. X. Adhikari, V. B. Adya, C. Affeldt, M. Agathos, K. Agatsuma, N. Aggarwal, O. D. Aguiar, L. Aiello, A. Ain, P. Ajith, S. Akcay, G. Allen, A. Allocca, P. A. Altin, A. Amato, S. Anand, A. Ananyeva, S. B.

- Anderson, W. G. Anderson, S. V. Angelova, S. Ansoldi, J. M. Antelis, S. Antier, et al., *Phys. Rev. X* **2021**, *11*, 021053.
- [12] Planck Collaboration, P. A. R. Ade, N. Aghanim, M. Arnaud, M. Ashdown, J. Aumont, C. Baccigalupi, A. J. Banday, R. B. Barreiro, J. G. Bartlett, N. Bartolo, E. Battaner, R. Battye, K. Benabed, A. Benoît, A. Benoit-Lévy, J.-P. Bernard, M. Bersanelli, P. Bielewicz, J. J. Bock, *Astron. Astrophys.* **2016**, *594*, A13.
- [13] A. G. Riess, S. Casertano, W. Yuan, J. B. Bowers, L. Macri, J. C. Zinn, D. Scolnic, *Astrophys. J. Lett.* **2021**, *908*, L6.
- [14] E. Di Valentino, L. A. Anchordoqui, Ö. Akarsu, Y. Ali-Haimoud, L. Amendola, N. Arendse, M. Asgari, M. Ballardini, S. Basilakos, E. Battistelli, M. Benetti, S. Birrer, F. R. Bouchet, M. Bruni, E. Calabrese, D. Camarena, S. Capozziello, A. Chen, J. Chluba, A. Chudaykin, E. Ó Colgáin, F.-Y. Cyr-Racine, P. de Bernardis, J. de Cruz Pérez, J. Delabrouille, C. Escamilla-Rivera, A. Ferté, F. Finelli, W. Freedman, N. Frusciante, et al., *Astropart. Phys.* **2021**, *131*, 102605.
- [15] S. Mastrogiovanni, L. Haegel, C. Karathanasis, I. Magaña Hernandez, D. A. Steer, *J. Cosmol. Astropart. Phys.* **2021**, *2021*, 043.
- [16] M. Mancarella, E. Genoud-Prachex, M. Maggiore, *arXiv:2112.05728* **2021**.
- [17] A. Finke, S. Foffa, F. Iacovelli, M. Maggiore, M. Mancarella, *J. Cosmol. Astropart. Phys.* **2021**, *2021*, 026.
- [18] K. Leyde, S. Mastrogiovanni, D. A. Steer, E. Chassande-Mottin, C. Karathanasis, *arXiv:2203.11680* **2022**.
- [19] O. A. Hannuksela, T. E. Collett, M. Çalıřkan, T. G. F. Li, *Mon. Not. R. Astron. Soc.* **2020**, *498*, 3395.
- [20] S. Mukherjee, B. D. Wandelt, S. M. Nissanke, A. Silvestri, *Phys. Rev. D* **2021**, *103*, 043520.
- [21] S. Mukherjee, A. Krolewski, B. D. Wandelt, J. Silk, **2022**.
- [22] S. Mukherjee, B. D. Wandelt, J. Silk, *Mon. Not. R. Astron. Soc.* **2020**, *494*, 1956.
- [23] The LIGO Scientific Collaboration, The Virgo Collaboration, The KAGRA Collaboration, R. Abbott, H. Abe, F. Acernese, K. Ackley, N. Adhikari, R. X. Adhikari, V. K. Adkins, V. B. Adya, C. Affeldt, D. Agarwal, M. Agathos, K. Agatsuma, N. Aggarwal, O. D. Aguiar, L. Aiello, A. Ain, P. Ajith, T. Akutsu, S. Albanesi, R. A. Alford, A. Allocca, P. A. Altin, A. Amato, C. Anand, S. Anand, A. Ananyeva, S. B. Anderson, et al., *arXiv:2111.03604* **2021**.
- [24] B. P. Abbott, R. Abbott, T. D. Abbott, F. Acernese, K. Ackley, C. Adams, T. Adams, P. Addesso, R. X. Adhikari, V. B. Adya, C. Affeldt, M. Afrough, B. Agarwal, M. Agathos, K. Agatsuma, N. Aggarwal, O. D. Aguiar, L. Aiello, A. Ain, P. Ajith, B. Allen, G. Allen, A. Allocca, P. A. Altin, A. Amato, A. Ananyeva, S. B. Anderson, W. G. Anderson, S. V. Angelova, S. Antier, et al., *Astrophys. J. Lett.* **2017**, *848*, L12.
- [25] M. J. Graham, K. E. S. Ford, B. McKernan, N. P. Ross, D. Stern, K. Burdge, M. Coughlin, S. G. Djorgovski, A. J. Drake, D. Duev, M. Kasliwal, A. A. Mahabal, S. van Velzen, J. Belecki, E. C. Bellm, R. Burruss, S. B. Cenko, V. Cunningham, G. Helou, S. R. Kulkarni, F. J. Masci, T. Prince, D. Reiley, H. Rodriguez, B. Rusholme, R. M. Smith, M. T. Soumagnac, *Phys. Rev. Lett.* **2020**, *124*, 251102.
- [26] E. Chassande-Mottin, K. Leyde, S. Mastrogiovanni, D. A. Steer, *Phys. Rev. D* **2019**, *100*, 083514.
- [27] K. Hotokezaka, E. Nakar, O. Gottlieb, S. Nissanke, K. Masuda, G. Hallinan, K. P. Mooley, A. T. Deller, *Nat. Astron.* **2019**, *3*, 940.
- [28] B. F. Schutz, *Nature* **1986**, *323*, 310.
- [29] R. Gray, I. M. Hernandez, H. Qi, A. Sur, P. R. Brady, H.-Y. Chen, W. M. Farr, M. Fishbach, J. R. Gair, A. Ghosh, D. E. Holz, S. Mastrogiovanni, C. Messenger, D. A. Steer, J. Veitch, *Phys. Rev. D* **2020**, *101*, 122001.
- [30] R. Gray, C. Messenger, J. Veitch, *Mon. Not. R. Astron. Soc.* **2022**.
- [31] K. Bundy, M. A. Bershad, D. R. Law, R. Yan, N. Drory, N. MacDonald, D. A. Wake, B. Cherinka, J. R. Sánchez-Gallego, A.-M. Weijmans, T. Daniel, T. Christy, C. Lodovico, A. M. Diamond-Stanic, A.-S. Alfonso, A.-R. Vladimirov, B. Carles, F.-B. Jesús, B. Francesco, *Astrophys. J.* **2015**, *798*, 7.
- [32] B. P. Abbott, R. Abbott, T. D. Abbott, F. Acernese, K. Ackley, C. Adams, T. Adams, P. Addesso, R. X. Adhikari, V. B. Adya, C. Affeldt, M. Afrough, B. Agarwal, M. Agathos, K. Agatsuma, N. Aggarwal, O. D. Aguiar, L. Aiello, A. Ain, P. Ajith, B. Allen, G. Allen, A. Allocca, P. A. Altin, A. Amato, A. Ananyeva, S. B. Anderson, W. G. Anderson, S. V. Angelova, S. Antier, et al., *Astrophys. J.* **2021**, *909*, 218.
- [33] C. Messenger, J. Read, *Phys. Rev. Lett.* **2012**, *108*, 091101.
- [34] W. Del Pozzo, T. G. F. Li, C. Messenger, *Phys. Rev. D* **2017**, *95*, 043502.
- [35] D. Chatterjee, A. H. K. R., G. Holder, D. E. Holz, S. Perkins, K. Yagi, N. Yunes, *Phys. Rev. D* **2021**, *104*, 083528.
- [36] B. P. Abbott, R. Abbott, T. D. Abbott, F. Acernese, K. Ackley, C. Adams, T. Adams, P. Addesso, R. X. Adhikari, V. B. Adya, C. Affeldt, B. Agarwal, M. Agathos, K. Agatsuma, N. Aggarwal, O. D. Aguiar, L. Aiello, A. Ain, P. Ajith, B. Allen, G. Allen, A. Allocca, M. A. Aloy, P. A. Altin, A. Amato, A. Ananyeva, S. B. Anderson, W. G. Anderson, S. V. Angelova, S. Antier, et al., (LIGO Scientific Collaboration and Virgo Collaboration), *Phys. Rev.* **2019**, *X9*, 011001.
- [37] B. P. Abbott, R. Abbott, T. D. Abbott, F. Acernese, K. Ackley, C. Adams, T. Adams, P. Addesso, R. X. Adhikari, V. B. Adya, C. Affeldt, M. Afrough, B. Agarwal, M. Agathos, K. Agatsuma, N. Aggarwal, O. D. Aguiar, L. Aiello, A. Ain, P. Ajith, B. Allen, G. Allen, A. Allocca, P. A. Altin, A. Amato, A. Ananyeva, S. B. Anderson, W. G. Anderson, S. V. Angelova, S. Antier, et al., *Astrophys. J. Lett.* **2020**, *892*, L3.
- [38] M. Zevin, S. S. Bavera, C. P. L. Berry, V. Kalogera, T. Fragos, P. Marchant, C. L. Rodriguez, F. Antonini, D. E. Holz, C. Pankow, *Astrophys. J.* **2021**, *910*, 152.
- [39] J. R. Bond, W. D. Arnett, B. J. Carr, *Astrophys. J.* **1984**, *280*, 825.
- [40] W. M. Farr, M. Fishbach, J. Ye, D. E. Holz, *Astrophys. J.* **2019**, *883*, L42.
- [41] S. Mastrogiovanni, K. Leyde, C. Karathanasis, E. Chassande-Mottin, D. A. Steer, J. Gair, A. Ghosh, R. Gray, S. Mukherjee, S. Rinaldi, *Phys. Rev. D* **2021**, *104*, 062009.
- [42] S. R. Taylor, J. R. Gair, I. Mandel, *Phys. Rev. D* **2012**, *85*, 023535.
- [43] S. R. Taylor, J. R. Gair, *Phys. Rev. D* **2012**, *86*, 023502.
- [44] F. Iacovelli, A. Finke, S. Foffa, M. Maggiore, M. Mancarella, *arXiv:2203.09237* **2022**.
- [45] P. Madau, M. Dickinson, *Ann. Rev. Astron. Astrophys.* **2014**, *52*, 415.
- [46] C. J. Neijssel, A. Vigna-Gómez, S. Stevenson, J. W. Barrett, S. M. Gaebel, F. S. Broekgaarden, S. E. de Mink, D. Szécsi, S. Vinciguerra, I. Mandel, *Mon. Not. R. Astron. Soc.* **2019**, *490*, 3740.
- [47] F. Santoliquido, M. Mapelli, N. Giacobbo, Y. Bouffanais, M. C. Artale, *Mon. Not. R. Astron. Soc.* **2021**, *502*, 4877.
- [48] M. Chruřlińska, G. Nelemans, L. Boco, A. Lapi, *Mon. Not. R. Astron. Soc.* **2021**, *508*, 4994.
- [49] X. Ding, M. Biesiada, X. Zheng, K. Liao, Z. Li, Z.-H. Zhu, *J. Cosmol. Astropart. Phys.* **2019**, *2019*, 033.
- [50] C. Ye, M. Fishbach, *Phys. Rev. D* **2021**, *104*, 043507.
- [51] M. Maggiore, C. Van Den Broeck, N. Bartolo, E. Belgacem, D. Bertacca, M. A. Bizouard, M. Branchesi, S. Clesse, S. Foffa, J. García-Bellido, S. Grimm, J. Harms, T. Hinderer, S. Matarrese, C. Palomba, M. Peloso, A. Ricciardone, M. Sakellariadoun, *J. Cosmol. Astropart. Phys.* **2020**, *2020*, 050.
- [52] D. Chatterjee, A. Hegade K. R., G. Holder, D. E. Holz, S. Perkins, K. Yagi, N. Yunes, *Phys. Rev. D* **2021**, *104*, 083528.
- [53] L. Baiotti, *Binary Neutron Stars*, Springer Singapore, Singapore **2020**, pp. 1–31.
- [54] H. Yu, B. Seymour, Y. Wang, Y. Chen, *arXiv:2206.09984* **2022**.
- [55] M. Mapelli, in *Handbook of Gravitational Wave Astronomy*, Springer, Cham **2021**.
- [56] M. Fishbach, Z. Doctor, T. Callister, B. Edelman, J. Ye, R. Essick, W. M. Farr, B. Farr, D. E. Holz, *Astrophys. J.* **2021**, *912*, 98.
- [57] C. Meegan, G. Lichti, P. N. Bhat, E. Bissaldi, M. S. Briggs, V. Connaughton, R. Diehl, G. Fishman, J. Greiner, A. S. Hoover, A. J. van der Horst, A. von Kienlin, R. M. Kippen, C. Kouveliotou, S. McBreen,

- W. S. Paciesas, R. Preece, H. Steinle, M. S. Wallace, R. B. Wilson, C. Wilson-Hodge, *Astrophys. J.* **2009**, 702, 791.
- [58] A. von Kienlin, V. Beckmann, S. Covino, D. Götz, G. G. Lichti, D. Male-
sani, S. Mereghetti, E. Molinari, A. Rau, C. R. Shrader, S. J. Sturmer,
F. Zerbi, *Astron. Astrophys.* **2003**, 411, L299.
- [59] L.-X. Li, B. Paczynski, *Astrophys. J.* **1998**, 507, L59.
- [60] B. Metzger, G. Martinez-Pinedo, S. Darbha, E. Quataert, A. Arcones,
D. Kasen, R. Thomas, P. Nugent, I. V. Panov, N. T. Zinner, *Mon. Not.
R. Astron. Soc.* **2010**, 406, 2650.
- [61] B. P. Abbott, R. Abbott, T. D. Abbott, F. Acernese, K. Ackley, C. Adams,
T. Adams, P. Addesso, R. X. Adhikari, V. B. Adya, C. Affeldt, M.
Afrough, B. Agarwal, M. Agathos, K. Agatsuma, N. Aggarwal, O. D.
Aguiar, L. Aiello, A. Ain, P. Ajith, B. Allen, G. Allen, A. Allocca, P. A.
Altin, A. Amato, A. Ananyeva, S. B. Anderson, W. G. Anderson, S. V.
Angelova, S. Antier, et al., *Nature* **2017**, 551, 85.
- [62] X. Zhu, E. Thrane, S. Osłowski, Y. Levin, P. D. Lasky, *Phys. Rev. D* **2018**,
98, 043002.
- [63] S. Nissanke, D. E. Holz, S. A. Hughes, N. Dalal, J. L. Sievers, *Astro-
phys. J.* **2010**, 725, 496.
- [64] K. Hotokezaka, E. Nakar, O. Gottlieb, S. Nissanke, K. Masuda, G.
Hallinan, K. P. Mooley, A. T. Deller, *Nat. Astron.* **2019**, 3, 940.
- [65] S. Mukherjee, G. Lavaux, F. R. Bouchet, J. Jasche, B. D. Wandelt, S.
M. Nissanke, F. Leclercq, K. Hotokezaka, *Astron. Astrophys.* **2021**, 646,
A65.
- [66] M. W. Coughlin, *Nat. Astron.* **2020**, 4, 550.
- [67] B. McKernan, K. E. S. Ford, I. Bartos, M. J. Graham, W. Lyra, S. Marka,
Z. Marka, N. P. Ross, D. Stern, Y. Yang, *Astrophys. J. Lett.* **2019**, 884,
L50.
- [68] H.-Y. Chen, C.-J. Haster, S. Vitale, W. M. Farr, M. Isi, *MNRAS* **2022**,
513, 2152.
- [69] V. Gayathri, J. Healy, J. Lange, B. O'Brien, M. Szczepanczyk, I. Bar-
tos, M. Campanelli, S. Klimentko, C. O. Lousto, R. O'Shaughnessy,
Astrophys. J. Lett. **2021**, 908, L34.
- [70] S. Mukherjee, A. Ghosh, M. J. Graham, C. Karathanasis, M. M. Kasli-
wal, I. Magaña Hernandez, S. M. Nissanke, A. Silvestri, B. D. Wandelt,
arXiv:2009.14199 **2020**.
- [71] G. Ashton, K. Ackley, I. M. n. Hernandez, B. Piotrkowski, *Class.
Quant. Grav.* **2021**, 38, 235004.
- [72] A. Palmese, J. deVicente, M. E. S. Pereira, J. Annis, W. Hartley, K.
Herner, M. Soares-Santos, M. Crocce, D. Huterer, I. Magaña Hernan-
dez, A. Garcia, J. Garcia-Bellido, J. Gschwend, D. E. Holz, R. Kessler,
O. Lahav, R. Morgan, C. Nicolaou, C. Conselice, R. J. Foley, M. S. S.
Gill, T. M. C. Abbott, M. Aguena, S. Allam, S. Avila, K. Bechtol, E.
Bertin, S. Bhargava, D. Brooks, E. Buckley-Geer, et al., *Astrophys. J.
Lett.* **2020**, 900, L33.
- [73] A. Palmese, C. R. Bom, S. Mucesh, W. G. Hartley, *arXiv:2111.06445*
2021.
- [74] G. Dálya, G. Galgóczi, L. Dobos, Z. Frei, I. S. Heng, R. Macas, C.
Messenger, P. Raffai, R. S. de Souza, *Mon. Not. R. Astrophys. Soc.*
2018, 479, 2374.
- [75] T. M. C. Abbott, F. B. Abdalla, S. Allam, A. Amara, J. Annis, J. Asorey, S.
Avila, O. Ballester, M. Banerji, W. Barkhouse, L. Baruah, M. Baumer,
K. Bechtol, M. R. Becker, A. Benoit-Lévy, G. M. Bernstein, E. Bertin, J.
Blazek, S. Bocquet, D. Brooks, D. Brout, E. Buckley-Geer, D. L. Burke,
V. Busti, R. Campisano, L. Cardiel-Sas, A. Carnero Rosell, M. Carrasco
Kind, J. Carretero, F. J. Castander, et al., *Astrophys. J. Suppl.* **2018**, 239,
18.
- [76] A. G. Riess, S. Casertano, W. Yuan, L. M. Macri, D. Scolnic, *Astrophys.
J.* **2019**, 876, 85.
- [77] G. Dálya, R. Díaz, F. R. Bouchet, Z. Frei, J. Jasche, G. Lavaux, R. Macas,
S. Mukherjee, M. Pálfi, R. S. de Souza, et al., *arXiv:2110.06184* **2021**.
- [78] D. E. Holz, S. A. Hughes, *Astrophys. J.* **2005**, 629, 15.
- [79] N. Dalal, D. E. Holz, S. A. Hughes, B. Jain, *Phys. Rev. D* **2006**, 74,
063006.
- [80] S. Nissanke, D. E. Holz, S. A. Hughes, N. Dalal, J. L. Sievers, *Astro-
phys. J.* **2010**, 725, 496.
- [81] H.-Y. Chen, M. Fishbach, D. E. Holz, *Nature* **2018**, 562, 545.
- [82] S. M. Feeney, H. V. Peiris, A. R. Williamson, S. M. Nissanke,
D. J. Mortlock, J. Alsing, D. Scolnic, *Phys. Rev. Lett.* **2019**, 122,
061105.
- [83] S. Bera, D. Rana, S. More, S. Bose, *Astrophys. J.* **2020**, 902, 79.
- [84] C. C. Diaz, S. Mukherjee, *Mon. Not. Roy. Astron. Soc.* **2022**, 511, 2782.



Dr. Simone Mastrogiovanni is a postdoctoral researcher at the Observatoire de Côte D'Azur in Nice, France. He works on astrophysical and cosmological interpretations for gravitational wave detec-
tions. He is a member of the Virgo collaboration. He obtained his PhD in Astronomy, Astrophysics
and Space Science at Sapienza and Tor Vergata Universities of Rome and was a former postdoctoral
researcher at the Observatoire de la Côte D'Azur, Nice, France.