



HAL
open science

Fault diagnosis of timed discrete event systems

C. Gao, Dimitri Lefebvre, Carla Seatzu, Zhiwu Li, Alessandro Giua

► **To cite this version:**

C. Gao, Dimitri Lefebvre, Carla Seatzu, Zhiwu Li, Alessandro Giua. Fault diagnosis of timed discrete event systems. IFAC-PapersOnLine, 2023, 56 (2), pp.9612-9617. 10.1016/j.ifacol.2023.10.266 . hal-04469166

HAL Id: hal-04469166

<https://hal.science/hal-04469166>

Submitted on 5 Mar 2024

HAL is a multi-disciplinary open access archive for the deposit and dissemination of scientific research documents, whether they are published or not. The documents may come from teaching and research institutions in France or abroad, or from public or private research centers.

L'archive ouverte pluridisciplinaire **HAL**, est destinée au dépôt et à la diffusion de documents scientifiques de niveau recherche, publiés ou non, émanant des établissements d'enseignement et de recherche français ou étrangers, des laboratoires publics ou privés.



Distributed under a Creative Commons Attribution - NonCommercial - NoDerivatives 4.0 International License

Fault Diagnosis of Timed Discrete Event Systems

C. Gao* D. Lefebvre** C. Seatzu*** Z. Li**** A. Giua†

* School of Electro-Mechanical Engineering, Xidian University, Xi'an 710071, China; DIEE, University of Cagliari, Cagliari 09124, Italy, (e-mail: gaochao@stu.xidian.edu.cn).

** GREAH Group, Normandy University, Le Havre, France, (e-mail: dimitri.lefebvre@univ-lehavre.fr).

*** DIEE, University of Cagliari, Cagliari 09124, Italy, (e-mail: seatzu@diee.unica.it).

**** School of Electro-Mechanical Engineering, Xidian University, Xi'an 710071, China, (e-mail: zhuli@xidian.edu.cn).

† DIEE, University of Cagliari, Cagliari 09124, Italy, (e-mail: giua@diee.unica.it).

Abstract: In this paper, we consider partially observable timed discrete event systems (DES) endowed with a single clock that is reset at each event occurrence. A time interval with integer bounds is associated with each transition specifying at which clock values it may occur. This work deals with the fault diagnosis problem of such timed DES, assuming that faulty behaviours are described by means of timed transitions. We present a zone automaton that provides a purely discrete event description of the behaviour of the timed DES with faults and construct a fault recognizer as the parallel composition of the zone automaton with a fault monitor that recognizes the occurrence of faults. The diagnosis approach allows one to compute the diagnosis state for each timed observation, which consists in a timed sequence of observed events.

Copyright © 2023 The Authors. This is an open access article under the CC BY-NC-ND license (<https://creativecommons.org/licenses/by-nc-nd/4.0/>)

Keywords: Discrete event system, timed discrete event system, observation, diagnosis.

1. INTRODUCTION

In the context of *discrete event systems* (DES), associating a timing structure to a purely logical model allows one to characterize its performance and solve related optimization problems (Cassandras et al. (2009)). This paper considers timed DES, where a timing structure is treated as a set of additional constraints that the system's evolution needs to satisfy. We also assume that only a subset of the events is observable, while the other events are unobservable since no sensors are deployed in the system to reveal their occurrences. Our main interest is determining if certain events (faults) could have occurred or must have occurred given an observation executed by a timed DES.

Timed automata, introduced by Alur et al. (1994), provides a standard model for real-time systems (Henzinger (2000)). The diagnosis problem of timed automata is explored by Lunze et al. (2002), Supavatanakul et al. (2006), Tripakis (2002), Bouyer et al. (2018) and Bouyer et al. (2021), where online diagnosers are proposed by checking the consistency of fault system and faultless system. To the best of our knowledge, no general offline approach concerning the construction of an observer/diagnoser for timed automata has been proposed.

In the area of DES, plenty of works address the problem of inferring the evolution of a plant monitored through different observation structures (Hadjicostis (2020)). A variety of timed DES models are available (Brave et al. (1988); Ostroff (1990); Brandin et al. (1994)). Pandalai et al. (2000) introduce a new framework for modeling discrete event processes, which is capable of fault monitoring manufacturing systems with multiple subsystems. In addition,

verifiers can be used to check the occurrence of a large variety of timed patterns for DES (Lefebvre et al. (2022)). To the best of our knowledge, a general approach for the inference of timed DES is still missing.

This motivates us to explore the state estimation/diagnosis of timed automata under partial observation. We consider a class of timed automata characterized by a single clock reset to zero after each event occurrence. Each transition is associated with a time interval to specify when it may occur. In a preliminary work (Gao et al. (2020)), we addressed a very restrictive scenario where no observation was received by the plant, and we showed how in this particular case, the state estimate could be updated as time elapses. In this work, we extend the approach in Gao et al. (2020) by considering the information from observing new events at certain time instants, and aims to determine if a fault behaviour has occurred. The solution proposed in this paper is based on a purely discrete event description of the behaviour of the timed DES, associating a finite state automaton called *zone automaton*. Each state of the zone automaton is associated with a state of the timed automaton and a time interval, called *zone*, which specifies how long the timed automaton may sojourn in that state. When time elapses the state of the zone automaton may change either because of the occurrence of an event or because a certain amount of time has elapsed with no observation. The fault recognizer can be constructed making the parallel composition of the zone automaton and a fault monitor that always marks the fault behaviour after it occurs. The fault diagnosis approach is based on analysing the reachability of the fault recognizer.

The rest of the paper is organized as follows. Section 2 introduces the background of DES, timed finite automata and time semantics used throughout the paper. Section

3 formally sets the problem of diagnosis of a partially observed timed automaton. Section 4 introduces the notion of *zone automaton* and provides an algorithm for its computation. Section 5 constructs a fault recognizer and investigates the dynamics of a timed DES with faults. Section 6 deals with the diagnosis problem of timed DES by analysing the reachability of the fault recognizer. Finally, Section 7 concludes the paper.

2. PRELIMINARIES

A nondeterministic finite automaton (NFA) is a four-tuple $G = (X, E, \Delta, X_0)$, where X is a finite set of states, E is the alphabet, $\Delta \subseteq X \times E \times X$ is a transition relation and $X_0 \subseteq X$ is a set of initial states. The set of events E can be partitioned as $E = E_o \cup E_{uo}$, where E_o is the set of observable events, and E_{uo} is the set of unobservable events. Note that E_{uo} and E_o are two disjoint subsets. We denote by E^* the set of all finite strings on E , including the empty word ε . The *concatenation* $s_1 \cdot s_2$ of two strings $s_1 \in E^*$ and $s_2 \in E^*$ is a string consisting of s_1 immediately followed by s_2 . The empty string ε is an identity element of concatenation, i.e., for any string $s \in E^*$, it holds that $\varepsilon \cdot s = s = s \cdot \varepsilon$. The number of occurrences of $e \in E$ in s is denoted by $|s|_e$.

We denote the sets of non-negative real numbers and natural numbers as $\mathbb{R}_{\geq 0}$ and \mathbb{N} , respectively. The set of real numbers lying between a lower bound $I_l \in \mathbb{N}$ and an upper bound $I_u \in \mathbb{N} \cup \{+\infty\}$ is said to be a *time interval*. A *closed time interval* is denoted by $[I_l, I_u]$. An open segment (I_l, I_u) and semi-open segments $[I_l, I_u)$ and $(I_l, I_u]$ can also be *time intervals*. We denote the sets of all time intervals and all closed time intervals as \mathbb{I} and \mathbb{I}_c , respectively, where $\mathbb{I}_c \subseteq \mathbb{I}$. We define the addition operation on two time intervals $I_1, I_2 \in \mathbb{I}$ as $I_1 \oplus I_2 = \{t_1 + t_2 \in \mathbb{R}_{\geq 0} \mid t_1 \in I_1, t_2 \in I_2\}$. The addition operation can be extended to n ($n > 1$) time intervals in a set $\{I_1, \dots, I_n\}$, i.e., $I_1 \oplus \dots \oplus I_n = ((I_1 \oplus I_2) \oplus \dots) \oplus I_n$, denoted as $\bigoplus_{i=1}^n I_i$.

A *timed finite automaton* (TFA)(Gao et al. (2020) is a five-tuple $G = (X, E, \Delta, \Gamma, X_0)$, where X is a finite set of states, E is an alphabet, $\Delta \subseteq X \times E \times X$ is a transition relation, $\Gamma : \Delta \rightarrow \mathbb{I}_c$ is a timing function and $X_0 \subseteq X$ is a set of initial states. We assume that a TFA operates under a single clock, which is reset upon the occurrence of any event in E . The transition relation and the timing function specify the dynamics of the TFA. The timing function Γ maps the transition (x, e, x') to a time interval, which specifies a range of clock values at which the event e may occur. We further define $\Gamma_u : \Delta \rightarrow \mathbb{N} \cup \{+\infty\}$ as the upper timing function associating a transition in Δ to the right bound of the time interval associated with it.

The behaviour of a TFA is described via its timed runs. Given $G = (X, E, \Delta, \Gamma, X_0)$, a *timed run* ρ of length $k \geq 0$ from 0 to $t_k \in \mathbb{R}_{\geq 0}$ is a sequence of $k + 1$ states $x_{(i)} \in X$ ($i \in \{0, \dots, k\}$), and k pairs $(e_i, t_i) \in E \times \mathbb{R}_{\geq 0}$ ($i \in \{1, \dots, k\}$), represented as

$$\rho : x_{(0)} \xrightarrow{(e_1, t_1)} x_{(1)} \cdots \xrightarrow{(e_{k-1}, t_{k-1})} x_{(k-1)} \xrightarrow{(e_k, t_k)} x_{(k)}$$

such that the following two conditions are satisfied for all $i \in \{1, \dots, k\}$ by letting $t_0 = 0$:

$$(x_{(i-1)}, e_i, x_{(i)}) \in \Delta, \tag{1}$$

$$t_i - t_{i-1} \in \Gamma((x_{(i-1)}, e_i, x_{(i)})). \tag{2}$$

We define the *timed word generated by* ρ as $\sigma(\rho) = (e_1, t_1)(e_2, t_2) \cdots (e_k, t_k) \in (E \times \mathbb{R}_{\geq 0})^*$, and the *logical*

word generated by ρ as $S(\sigma(\rho)) = e_1 e_2 \cdots e_k$ via a function defined as $S : (E \times \mathbb{R}_{\geq 0})^* \rightarrow E^*$. Given a timed run ρ of length 0 that only contains the starting state $x_{(0)}$ and no transition, we denote $\sigma(\rho) = \lambda$ and $S(\sigma(\rho)) = S(\lambda) = \varepsilon$, where λ as the *empty timed word* in $E \times \mathbb{R}_{\geq 0}$. For the timed word $\sigma(\rho)$ generated from an arbitrary timed run ρ , it is $\lambda \cdot \sigma(\rho) = \sigma(\rho) = \sigma(\rho) \cdot \lambda$. The *starting state* and the *ending state* of a timed run ρ are denoted by $x_{st}(\rho) = x_{(0)}$ and $x_{en}(\rho) = x_{(k)}$, respectively. The *starting time* and the *ending time* of ρ are denoted by $t_{st}(\rho) = 0$ and $t_{en}(\rho) = t_k$, respectively. In addition, the *duration* of ρ is denoted as $T(\rho) = t_k$. Note that Eq. (2) clearly implies $T(\rho) \in \bigoplus_{i=0}^{k-1} \Gamma(x_{(i)}, e_{i+1}, x_{(i+1)})$. The set of timed runs generated by G is denoted as $\mathcal{R}(G)$.

In this paper we consider a type of time semantics that specifies the *maximal dwell time* at a state. The maximal dwell time at state $x \in X$ is defined as $d_{max}(x) = \max\{\Gamma_u((x, e, x')) \mid (x, e, x') \in \Delta\}$ if there exist $x' \in X$ and $e \in E$ such that $(x, e, x') \in \Delta$; otherwise $d_{max}(x) = \infty$, implying that G can stay at x indefinitely. The TFA cannot stay in $x \in X$ if the clock takes a value larger than the maximal dwell time at x , i.e., $d_{max}(x)$.

Example 1. Consider the TFA $G = (X, E, \Delta, \Gamma, X_0)$ with $X = \{x_0, x_1, x_2, x_3\}$, $E = \{a, b, c\}$ and $X_0 = \{x_0\}$ in Fig. 1. A state $x \in X$ corresponds to a node, and each initial state in X_0 is marked by an input arrow. For each transition $(x, e, x') \in \Delta$ with $\Gamma((x, e, x')) = I$, the edge from x to x' is labeled with the symbol e and the time interval I . Consider a timed run from 0 to 2 as $\rho : x_0 \xrightarrow{(c,1)} x_2 \xrightarrow{(b,2)} x_1 \xrightarrow{(d,2)} x_3$. The timed word $\sigma(\rho) = (c, 1)(b, 2)(d, 2)$ corresponds to events c, b , and d occurring at time instants $t_1 = 1, t_2 = 2$, and $t_3 = 2$, respectively. The logical word generated by ρ is $S(\sigma(\rho)) = cbd$. It involves three transitions, namely (x_0, c, x_2) , (x_2, b, x_1) , and (x_1, d, x_3) . In addition, we have $t_1 \in \Gamma(x_0, c, x_2)$, $t_2 - t_1 \in \Gamma(x_2, b, x_1)$ and $t_3 - t_2 \in \Gamma(x_1, d, x_3)$. For x_0 , it is $d_{max}(x_0) = 2$. \square

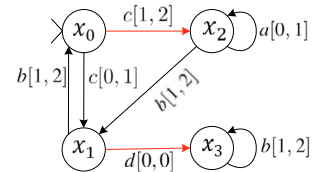


Fig. 1. A TFA G , where fault transitions are shown in red.

Given a TFA $G = (X, E, \Delta, \Gamma, X_0)$, a timed run ρ of length $k \geq 0$ and a time instant $t \in \mathbb{R}_{\geq 0}$, a *timed evolution* of G from 0 to t is defined by a pair $(\sigma(\rho), t) \in (E \times \mathbb{R}_{\geq 0})^* \times \mathbb{R}_{\geq 0}$, where time semantics constrains that $0 \leq t - t_{en}(\rho) \leq d_{max}(x_{en}(\rho))$.

3. PROBLEM STATEMENT

In this work we model a partially observed timed DES as a TFA $G = (X, E, \Delta, \Gamma, X_0)$ with a partition $E = E_o \cup E_{uo}$. We assume that the timed system may be affected by a set of faults described by observable fault transitions labeled with a symbol in E_o and unobservable fault transitions labeled with a symbol in E_{uo} . The set of transitions modeling a regular behaviour is denoted as Δ_{reg} , while the set of transitions modeling a fault behaviour is denoted as Δ_{fault} . Clearly, it is $\Delta = \Delta_{reg} \cup \Delta_{fault}$. Next we preliminarily define a *projection function* on timed words.

Definition 1. Given a TFA G with $E = E_o \cup E_{uo}$, a projection function $P : (E \times \mathbb{R}_{\geq 0})^* \rightarrow (E_o \times \mathbb{R}_{\geq 0})^*$ is defined as $P(\lambda) = \lambda$, and

$$P(\sigma(\rho) \cdot (e, t)) = \begin{cases} P(\sigma(\rho)) & \text{if } e \in E_{uo} \\ P(\sigma(\rho)) \cdot (e, t) & \text{if } e \in E_o \end{cases}$$

for the timed word $\sigma(\rho) \in (E \times \mathbb{R}_{\geq 0})^*$ generated from any timed run $\rho \in \mathcal{R}(G)$ and for all $(e, t) \in E \times \mathbb{R}_{\geq 0}$. \square

In other words, the projection function P always maps the timed word $\sigma(\rho)$ to an observed word $\sigma_o \in (E_o \times \mathbb{R}_{\geq 0})^*$ by deleting the pairs associated with unobservable events from $\sigma(\rho)$. The pair $(\sigma_o, t) = (P(\sigma(\rho)), t)$ is the *timed observation* related to $(\sigma(\rho), t)$. We define a *diagnosis function* for a set of fault transitions Δ_{fault} as $\phi : (E_o \times \mathbb{R}_{\geq 0})^* \times \mathbb{R}_{\geq 0} \rightarrow \{F, N, U\}$ associated to each timed observation (σ_o, t) a diagnosis state $\phi((\sigma_o, t))$, where $\phi((\sigma_o, t)) = F$ (resp., $\phi((\sigma_o, t)) = N$) denotes that a fault transition in Δ_{fault} has (resp., not) been executed while producing (σ_o, t) , and $\phi((\sigma_o, t)) = U$ denotes that a fault transition may or may not have been executed. This paper aims at diagnosing a fault behaviour based on a timed observation (σ_o, t) , namely computing $\phi((\sigma_o, t))$. Note that this implies that we are not distinguishing among different fault transitions. According to the notation used in most of the literature on fault diagnosis of discrete event systems (Sampath et al. (1996); Sampath et al. (1995)), this means that we assume that all faults belong to the same class.

4. ZONE AUTOMATON

In this section, we introduce the notion of *zone automaton* that is a finite state automaton providing a purely discrete event description of the behaviour of a TFA of interest.

Definition 2. Given a TFA G , an *extended state* is defined as a pair (x, θ) , where x is a state of G and $\theta \in [0, d_{max}(x)]$ is the current value of the clock. \square

In other words¹, an extended state (x, θ) keeps track of the current clock assignment θ while G dwells at state x .

Definition 3. Given a TFA $G = (X, E, \Delta, \Gamma, X_0)$, the *set of active transitions at an extended state* $(x, \theta) \in X \times \mathbb{R}_{\geq 0}$ is defined as $\mathcal{A}(x, \theta) = \{(x, e, x') \in \Delta \mid (\exists e \in E)(\exists x' \in X) \theta \in \Gamma((x, e, x'))\}$. \square

The set of active transitions at an extended state (x, θ) includes all the transitions that may fire from x with a clock value θ . This leads to the definition of clock *zones* associated with a given state $x \in X$.

Definition 4. Given a TFA $G = (X, E, \Delta, \Gamma, X_0)$, the *set of zones* of $x \in X$ is defined as $Z(x) = \{[0, +\infty)\}$ if $d_{max}(x) = \infty$; otherwise it is defined as a set of disjoint time intervals $Z(x) = \{z_0, \dots, z_n\} \subseteq \mathbb{I}$, $n \geq 0$, where the following conditions hold:

- $z_0 = [0, 0]$ and $\bigcup_{i=0}^n z_i = [0, d_{max}(x)]$;
- $\theta < \theta'$ holds for all $\theta \in z_{i-1}$, $\theta' \in z_i$, $i \in \{1, \dots, n\}$;
- $\mathcal{A}(x, \theta) = \mathcal{A}(x, \theta')$ holds for all $\theta, \theta' \in z_i$, $i \in \{0, \dots, n\}$;
- $\mathcal{A}(x, \theta) \neq \mathcal{A}(x, \theta')$ holds for all $\theta \in z_{i-1}$, $\theta' \in z_i$, $i \in \{2, \dots, n\}$.

In addition, $succ(z_i) = z_{i+1}$ is said to be the *succeeding zone* of $z_i \in Z(x)$, where $i \in \{0, \dots, n-1\}$. \square

If there exists no transition originating from x , G stays at x indefinitely: in such a case $Z(x)$ is a singleton $\{[0, +\infty)\}$. Otherwise, $Z(x)$ follows from the partitioning of the dwell time at x into several time intervals to which the clock may belong. The union of all zones in $Z(x)$ covers the interval $[0, d_{max}(x)]$. Each zone z_i corresponds to a timed interval where the active transitions of (x, θ) remain constant for $\theta \in z_i$. Furthermore, according to the reset rule for the clock, the zone $z_0 = [0, 0]$ implies the single value of the clock whenever G reaches a state in X , except in the case of $d_{max}(x) = +\infty$. The clock evolves discretely from a time instant $\theta \in z_{i-1}$ to another time instant $\theta' \in z_i$, $i \in \{1, \dots, n\}$.

Given a state x and two zones $z, succ(z) \in Z(x)$, a new event τ denotes that in a state x the clock value may evolve from any $\theta \in z$ to any $\theta' \in succ(z)$ as time elapses. We now formalize the definition of zone automaton.

Definition 5. Given a TFA $G = (X, E, \Delta, \Gamma, X_0)$, the *zone automaton* of G is an NFA $ZA(G) = (V, E_\tau, \Delta_z, V_0)$, where

- $V \subseteq X \times \bigcup_{x \in X} Z(x)$ is the finite set of states,
- $E_\tau \subseteq E \cup \{\tau\}$ is the alphabet,
- $\Delta_z \subseteq V \times E_\tau \times V$ is the transition relation, where the transitions in Δ_z are defined by the following rules:
 - $((x, z), \tau, (x, succ(z))) \in \Delta_z$ if $z, succ(z) \in Z(x)$;
 - $((x, z), e, (x', z_0)) \in \Delta_z$ if $z \in Z(x)$, $z_0 \in Z(x')$, $(x, e, x') \in \mathcal{A}(x, \theta)$ for all $\theta \in z$,
- $V_0 = \{(x, z_0) \mid x \in X_0\} \subseteq V$ is the set of initial states. \square

We use the zone automaton $ZA(G)$ to describe the time-driven and event-driven evolution of a TFA $G = (X, E, \Delta, \Gamma, X_0)$. Each state in $ZA(G)$ is a pair (x, z) with $x \in X$ and $z \in Z(x)$. The alphabet is composed of the events in E and event τ . The transition relation specifies the dynamics of $ZA(G)$: a transition $((x, z), \tau, (x, succ(z))) \in \Delta_z$ corresponds to a time-driven evolution of G from a clock value in z to another clock value in $succ(z)$ while G is at x ; a transition $((x, z), e, (x', z_0)) \in \Delta_z$ indicates that the occurrence of event e yields state x' when the current state of the system is x and the current clock is in z . The set of initial states is the set of pairs of a state $x \in X_0$ and $z_0 = [0, 0]$.

Given a TFA G , the zone automaton $ZA(G)$ can be constructed by Algorithm 1. A temporary set of states V_{new} is introduced, containing all states that still need to be explored in order to compute their output transitions. A *while* loop is repeated until $V_{new} = \emptyset$. A transition $((x, z), \tau, (x, succ(z)))$ is set in Δ_z if $succ(z)$ is a zone at x . For each transition $(x, e, x') \in \Delta$ satisfying $z \subseteq \Gamma((x, e, x'))$, a transition labeled with e is set from $v = (x, z)$. Note that if the maximal dwell time of x' is $+\infty$ (resp., if it is not), the transition labeled with e would lead to state $(x', [0, +\infty))$ (resp., state (x', z_0)). To avoid redundant repetitions of the *while* loop, the state v' is included in V_{new} if v' is neither in V nor in V_{new} . The *while* loop stops once all states in V_{new} have been explored. A numerical example to illustrate the zone automaton will be given in Section 5.

5. FAULT RECOGNIZER

In this section, we construct a *fault recognizer* that recognizes the occurrence of faults. We first transform the

¹ According to the usual terminology in hybrid systems community, the extended state (x, θ) is the hybrid state of the timed automaton, while x and θ are the discrete and the continuous states of the timed automaton, respectively.

Algorithm 1: Construction of the zone automaton of a TFA

Input: A TFA $G = (X, E, \Delta, \Gamma, X_0)$ with $E = E_o \cup E_{uo}$
Output: A zone automaton $ZA(G) = (V, E_\tau, \Delta_z, V_0)$
 let $V = \emptyset, E_\tau = E \cup \{\tau\}, \Delta_z = \emptyset, V_0 = \{(x, z_0) \mid x \in X_0\}$,
 and $V_{new} = V_0$
while $V_{new} \neq \emptyset$ **do**
 select a $v = (x, z) \in V_{new}$
 if $\text{succ}(z) \in Z(x)$ **then**
 let $\bar{v} = (x, \text{succ}(z)), \Delta_z = \Delta_z \cup \{(v, \tau, \bar{v})\}$, and
 $V_{new} = V_{new} \cup \{\bar{v}\}$
 for each $(x, e, x') \in \Delta$ **do**
 if $z \subseteq \Gamma((x, e, x'))$ **then**
 if $d_{max}(x') \neq +\infty$ **then**
 let $v' = (x', z_0)$
 else
 let $v' = (x', [0, +\infty))$
 let $\Delta_z = \Delta_z \cup \{(v, e, v')\}$
 if $v' \notin V \cup V_{new}$ **then**
 let $V_{new} = V_{new} \cup \{v'\}$
 let $V = V \cup \{v\}$ and $V_{new} = V_{new} \setminus \{v\}$
return $ZA(G) = (V, E_\tau, \Delta_z, V_0)$

model G of the plant with faults into a canonical plant G_f with faults as follows.

Definition 6. Consider a partially observed TFA $G = (X, E, \Delta, \Gamma, X_0)$ with $E = E_o \cup E_{uo}$. The canonical plant is modeled as a TFA $G_f = (X \cup X_f, E \cup \{f\}, \Delta_f, \Gamma_f, X_0)$, where f is an additional unobservable event modelling the occurrence of a fault transition. The set of additional states X_f , the transition relation Δ_f , and the timing function Γ_f are defined according to each $\delta = (x, e, x'') \in \Delta$ as follows:

- if $\delta \in \Delta_{fault}$ and $e \in E_{uo}$, we define $\delta_f = (x, f, x'') \in \Delta_f$ and $\Gamma_f(\delta_f) = \Gamma(\delta)$;
- if $\delta \in \Delta_{fault}$ and $e \in E_o$, we define $\{\delta_1, \delta_2\} \subseteq \Delta_f$, $\Gamma_f(\delta_1) = \Gamma(\delta)$, and $\Gamma_f(\delta_2) = [0, 0]$, where $\delta_1 = (x, f, x')$, $\delta_2 = (x', e, x'')$, and $x' \in X_f$;
- if $\delta \in \Delta_{reg}$, we define $\delta \in \Delta_f$ and $\Gamma_f(\delta) = \Gamma(\delta)$. \square

Given a transition $\delta = (x, e, x'') \in \Delta$, G can generate a timed run from initial time 0 ending with $x \xrightarrow{(e,t)} x''$, where $t \in \Gamma(\delta)$. If e is associated with an observable fault transition, G_f keeps track of both the occurrence of the fault f and the observation of e . In details, G_f can generate a timed run involving $x \xrightarrow{(f,t)} x' \xrightarrow{(e,t)} x''$, where $\delta_1 = (x, f, x')$ satisfies $\Gamma_f(\delta_1) = \Gamma(\delta)$ and $\delta_2 = (x', e, x'')$ that occurs immediately after δ_1 satisfies $\Gamma_f(\delta_2) = [0, 0]$. On the contrary, it is not necessary to keep track of the occurrence of the unobservable event. If e is associated with an unobservable fault transition, a new unobservable symbol f is labeled with the transition $\delta = (x, f, x'') \in \Delta_f$ of G_f . If $\delta \in \Delta_{reg}$, we let $\delta \in \Delta_f$ and $\Gamma_f(\delta) = \Gamma(\delta)$. The set of unobservable events is extended to $E_{uo} \cup \{f\}$ in G_f .

We introduce a deterministic untimed automaton called *fault monitor* and denote it as $M = (\{N, F\}, \{f\}, \{(N, f, F), (F, f, F)\}, N)$ shown in Fig. 2, where state N (resp., F) denotes that no fault (resp., a fault) has occurred, and the state always evolves from N and F to F upon each occurrence of f . To deal with fault diagnosis, we construct a *fault recognizer* $Rec(G_f)$ by composing $ZA(G_f)$ with M as follows. In the canonical plant G_f , introducing the new

fault event f allows one to construct the fault recognizer by composing $ZA(G_f)$ with the fault monitor M . Labels N and F are attached to states of $Rec(G_f)$ to recognize the occurrence of faults.

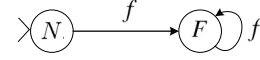


Fig. 2. Fault monitor M for diagnosing event f .

Definition 7. Consider a timed DES with faults modeled by a TFA $G_f = (X \cup X_f, E \cup \{f\}, \Delta_f, \Gamma_f, X_0)$. Given zone automaton $ZA(G_f) = (V, E \cup \{f, \tau\}, \Delta_z, v_0)$ and a fault monitor $M = (\{N, F\}, \{f\}, \{(N, f, F), (F, f, F)\}, N)$, the fault recognizer is the automaton $Rec(G_f) = (X_{rec}, E_{rec}, \Delta_{rec}, X_{rec0})$, where $X_{rec} \subseteq V \times \{N, F\}$, $E_{rec} = E \cup \{f, \tau\}$, $X_{rec0} = V_0 \times \{N\}$, and a transition $\delta_{rec} \in \Delta_{rec}$ satisfies the following conditions:

- if $e = f$, $\{((v, N), f, (v', F)), ((v, F), f, (v', F))\} \subseteq \Delta_{rec}$ holds for each $(v, f, v') \in \Delta_z$;
- if $e \in E \cup \{\tau\}$, $((v, N), e, (v', N)) \in \Delta_{rec}$ holds for each $(v, e, v') \in \Delta_z$. \square

Example 2. Consider the TFA G in Fig. 1 with $E_o = \{a, b, c\}$ and $\Delta_{fault} = \{(x_0, c, x_2), (x_1, d, x_3)\}$. A canonical plant $G_f = (X \cup \{x_f\}, E \cup \{f\}, \Delta_f, \Gamma_f, X_0)$ is depicted in Fig. 4, where fault transitions are shown in red. For x_0 , the set of zones is $Z(x_0) = \{[0, 0], (0, 1), [1, 1], (1, 2]\}$. The set of active transitions at (x_0, θ) , where θ is a time instant in $z \in Z(x_0)$, are reported in Table 1. As for the set of zones of other states of G_f , we have $Z(x_1) = \{[0, 0], (0, 1), [1, 2]\}$, $Z(x_2) = \{[0, 0], (0, 1), [1, 1], (1, 2]\}$, $Z(x_3) = \{[0, 0], (0, 1), [1, 2]\}$ and $Z(x_f) = \{[0, 0]\}$. The zone automaton $ZA(G_f)$ is shown in Fig. 3. The initial state is $(x_0, [0, 0])$, implying that G starts from x_0 at clock value 0. For instance, a transition $((x_0, [0, 0]), \tau, (x_0, (0, 1)))$ implies that the clock may evolve from the value in $[0, 0]$ to any value in $(0, 1)$ if G is at x_0 , a transition $((x_0, [1, 1]), c, (x_2, [0, 0]))$ represents an event-driven evolution from x_0 to x_2 under the occurrence of an event c , upon which the clock is reset. The fault recognizer $Rec(G_f)$ is depicted in Fig. 5. \square

Table 1. Sets of active transitions at (x_0, θ) for the TFA G in Fig. 1, where $\theta \in [0, d_{max}(x_0)]$.

i	z_i	$\mathcal{A}(x_0, \theta), \theta \in z_i$
0	$[0, 0]$	$\{(x_0, c, x_1)\}$
1	$(0, 1)$	$\{(x_0, c, x_1)\}$
2	$[1, 1]$	$\{(x_0, c, x_1), (x_0, c, x_2)\}$
3	$(1, 2]$	$\{(x_0, c, x_2)\}$

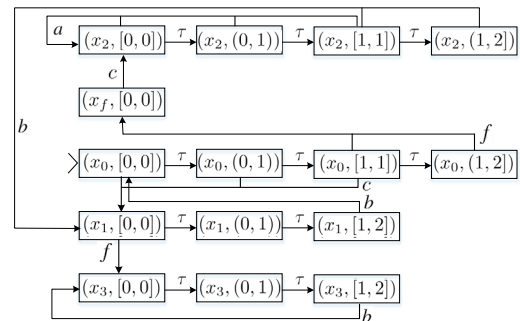


Fig. 3. Zone automaton $ZA(G_f)$ of G_f in Fig. 4.

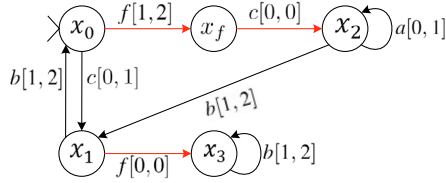


Fig. 4. The canonical plant G_f associated with the TFA G in Fig. 1.

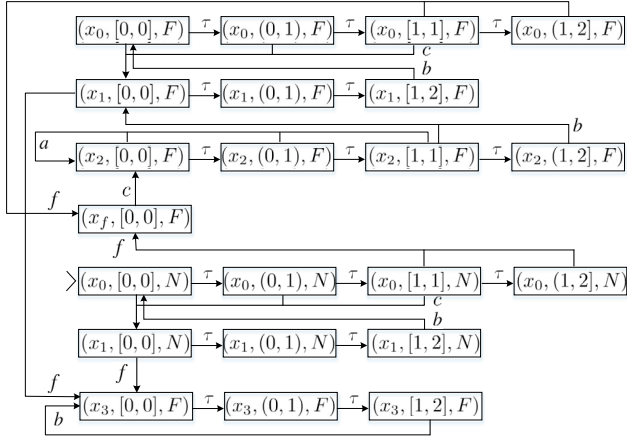


Fig. 5. Fault recognizer $Rec(G_f)$ of G_f in Fig. 4.

6. FAULT DIAGNOSIS OF TIMED DES

In this section, we deal with fault diagnosis of timed DES with faults modeled by a TFA G_f . We first study the dynamics of its fault recognizer $Rec(G_f)$ via the following definitions.

Definition 8. A τ -run in $Rec(G_f) = (X_{rec}, E_{rec}, \Delta_{rec}, X_{rec0})$ at $x \in X$ is defined as a sequence of states $(x, z_i, s_{fault}) \in X_{rec}$ ($0 \leq i \leq k$) and the event τ , represented as $\rho_\tau(x) : (x, z_0, s_{fault}) \xrightarrow{\tau} \dots \xrightarrow{\tau} (x, z_k, s_{fault})$, such that $((x, z_{i-1}, s_{fault}), \tau, (x, z_i, s_{fault})) \in \Delta_{rec}$ holds for $i \in \{1, \dots, k\}$. We denote the *starting state* (resp., the *ending state*) of $\rho_\tau(x)$ as $q_{st}(\rho_\tau(x)) = (x, z_0, s_{fault})$ (resp., $q_{en}(\rho_\tau(x)) = (x, z_k, s_{fault})$). The *duration range* of $\rho_\tau(x)$ is denoted as $d(\rho_\tau(x)) = z_k$. The *fault label* of $\rho_\tau(x)$ is denoted as $f_{label}(\rho_\tau(x)) = s_{fault}$. \square

Definition 9. A *run* in $Rec(G_f)$ is defined as a sequence of τ -runs $\rho_\tau(x_{(i)})$ ($i \in \{0, \dots, k\}$) at $x_{(i)} \in X$, and $k \geq 1$ events $e_i \in E$ ($i \in \{1, \dots, k\}$), represented as $\bar{\rho} : \rho_\tau(x_{(0)}) \xrightarrow{e_1} \rho_\tau(x_{(1)}) \dots \xrightarrow{e_k} \rho_\tau(x_{(k)})$, such that $(q_{en}(\rho_\tau(x_{(i-1)})), e_i, q_{st}(\rho_\tau(x_{(i)}))) \in \Delta_{rec}$ holds for $i \in \{1, \dots, k\}$. In addition, it is $f_{label}(\rho_\tau(x_{(j)})) = F$ if $e_i = f$ for $i \leq j \leq k$. The set of runs generated by G_z is defined as $\mathcal{R}(Rec(G_f))$. \square

We denote the *starting state* (resp., the *ending state*) of $\bar{\rho}$ as $q_{st}(\bar{\rho}) = q_{st}(\rho_\tau(x_{(0)}))$ (resp., $q_{en}(\bar{\rho}) = q_{en}(\rho_\tau(x_{(k)}))$). The *fault label* of $\bar{\rho}$ is denoted as $f_{label}(\bar{\rho}) = f_{label}(\rho_\tau(x_{(k)}))$.

The *duration range* of $\bar{\rho}$ is denoted as $d(\bar{\rho}) = \bigoplus_{i=0}^k d(\rho_\tau(x_{(i)}))$.

The logical word generated by $\bar{\rho}$ is denoted as $s(\bar{\rho}) = e_1 \dots e_k$ via a function defined as $s : E^* \rightarrow E^*$.

The τ -runs involving an elapsed time τ with no executed events essentially represent the time elapsing discretely.

A run in $Rec(G_f)$ represents the evolutions of G_f that involve both time elapsing and events occurrence. After an event e_i , $i \in \{1, \dots, k\}$ is executed, the state of G_f evolves from $x_{(i-1)}$ to $x_{(i)}$. The fault label is $\bar{\rho} = F$ once a fault has occurred. The logical word of $\bar{\rho}$ is the sequence of events in $E \cup \{f\}$ that have been involved in $\bar{\rho}$. The duration range of $\bar{\rho}$ is evaluated by summing up the duration of each τ -run at $x_{(i)}$, $i \in \{0, \dots, k\}$.

Theorem 1. Consider a TFA $G = (X, E, \Delta, \Gamma, X_0)$ with a set of fault transitions, its canonical plant $G_f = (X \cup X_f, E \cup \{f\}, \Delta_f, \Gamma_f, X_0)$, and its fault recognizer $Rec(G_f) = (X_{rec}, E_{rec}, \Delta_{rec}, X_{rec0})$. Given a timed observation $(\sigma_o, t) \in (E_o \times \mathbb{R}_{\geq 0})^* \times \mathbb{R}_{\geq 0}$, where $\sigma_o = (e_{o1}, t_1) \dots (e_{on}, t_n)$, $n \geq 1$, and $0 = t_0 \leq t_1 \leq \dots \leq t_n \leq t$, there exists a timed run $\bar{\rho} \in \mathcal{R}(Rec(G_f))$, defined as $\bar{\rho} : \bar{\rho}(0) \xrightarrow{e_{o1}} \bar{\rho}(1) \dots \xrightarrow{e_{on}} \bar{\rho}(n)$, such that the following conditions are satisfied:

- $t \in d(\bar{\rho})$, $t - t_n \in d(\bar{\rho}(n))$ and $t_i - t_{i-1} \in d(\bar{\rho}(i-1))$ for $i \in \{1, \dots, n\}$;
- $P_l(s(\bar{\rho})) = e_{o1} \dots e_{on}$, $P_l(s(\bar{\rho}(i))) = \varepsilon$ for $i \in \{1, \dots, n\}$, where $P_l : (E \cup \{f\})^* \rightarrow E_o^*$;
- $f_{label}(\bar{\rho}) = N$ if $|s(\bar{\rho})|_f = 0$; else, $f_{label}(\bar{\rho}) = F$. \square

Proof. Given a timed observation $(\sigma_o, t) \in (E_o \times \mathbb{R}_{\geq 0})^* \times \mathbb{R}_{\geq 0}$, there exists a timed run of G defined as $\rho : \rho_0 \xrightarrow{(e_{o1}, t_1)} \dots \xrightarrow{(e_{on}, t_n)} \rho_n$, such that $S(\sigma(\rho_i)) = \varepsilon$ for $i \in \{0, \dots, n\}$, $(x_{en}(\rho_{i-1}), e_i, x_{st}(\rho_i)) \in \Delta$, $T(\rho_{i-1}) = t_i - t_{i-1}$ for $i \in \{1, \dots, n\}$, and $T(\rho_n) = t - t_n$.

If a fault transition labeled with an observable event has been executed, there exists an associated timed run of G_f defined as $\rho_f : \rho_0 \xrightarrow{(e_{o1}, t_1)} \dots \xrightarrow{(e_{oi-1}, t_{i-1})} \rho_{i-1} \xrightarrow{(f, t_i)} x_f \xrightarrow{(e_{oi}, t_i)} \dots \xrightarrow{(e_{on}, t_n)} \rho_n$. Based on that, there exists a run of $Rec(G_f)$ defined as $\bar{\rho} : \bar{\rho}_0 \xrightarrow{e_{o1}} \dots \xrightarrow{e_{oi-1}} \bar{\rho}_{i-1} \xrightarrow{f} (x_f, [0,0], F) \xrightarrow{e_{oi}} \bar{\rho}_i \dots \xrightarrow{e_{on}} \bar{\rho}_n$ such that $(q_{en}(\bar{\rho}_{p-1}), e_{op}, q_{st}(\bar{\rho}_p)) \in \Delta_{rec}$ and $t_p - t_{p-1} \in d(\bar{\rho}_{p-1})$ hold for $1 \leq p \leq n$. Conditions (a), (b), and (c) can be inferred accordingly.

If a fault transition labeled with an unobservable event has been executed, we have a timed run of G_f defined as $\rho_f : \rho_0 \xrightarrow{(e_{o1}, t_1)} \dots \xrightarrow{(e_{oi}, t_i)} \rho_i \dots \xrightarrow{(e_{on}, t_n)} \rho_n$, where $\rho_i : x_{(i0)} \xrightarrow{(e_{i1}, t_{i1})} \dots \xrightarrow{(f, t_{ij})} x_{(ij)} \xrightarrow{(e_{ij+1}, t_{ij+1})} x_{(ij+1)} \dots \xrightarrow{(e_{im}, t_{im})} x_{(im)}$ for $m \geq 1$ and $0 \leq i \leq n$, and $e_{ij} = f$ for $1 \leq j \leq m$. Accordingly, there exists an associated run of $Rec(G_f)$ defined as $\bar{\rho} : \bar{\rho}_0 \xrightarrow{e_{o1}} \dots \xrightarrow{e_{oi}} \bar{\rho}_i \dots \xrightarrow{e_{on}} \bar{\rho}_n$, where $\bar{\rho}_i : \rho_\tau(x_{(i0)}) \xrightarrow{e_{i1}} \dots \xrightarrow{f} \rho_\tau(x_{(ij)}) \dots \xrightarrow{e_{im}} \rho_\tau(x_{(im)})$. Thus, conditions (a), (b), and (c) can be inferred. \blacksquare

In other words, taking into account the information coming from the observation of new events at certain time instants, the occurrence of faults can be analysed by exploring all the runs in $Rec(G_f)$ consistent with the given observation. The fault label $f_{label}(\bar{\rho})$ associated with $\bar{\rho}$ denotes whether the run contains a fault ($f_{label}(\bar{\rho}) = F$) or not ($f_{label}(\bar{\rho}) = N$). Recall the diagnosis function $\phi : (E_o \times \mathbb{R}_{\geq 0})^* \times \mathbb{R}_{\geq 0} \rightarrow \{F, N, U\}$ defined in Section 3. By denoting the set of runs consistent with (σ_o, t) as $\mathcal{R}(Rec(G_f), (\sigma_o, t))$, an approach for fault diagnosis can be generated as follows:

- $\phi((\sigma_o, t)) = N$ (resp., $\phi((\sigma_o, t)) = F$) if $f_{label}(\bar{\rho}) = N$ (resp., $f_{label}(\bar{\rho}) = F$) holds for each $\bar{\rho} \in \mathcal{R}(Rec(G_f), (\sigma_o, t))$.

Table 2. Diagnosis of the TFA G in Fig. 1 with $E_f = \{c, d\}$ and (σ_o, t) , $t \in [0, 4]$.

σ_o	Time instant t	$\bigcup_{\bar{\rho} \in \mathcal{R}(\text{Rec}(G_f), (\sigma_o, t))} q_{en}(\bar{\rho})$	$\phi((\sigma_o, t))$
λ	[0,0]	$\{(x_0, [0, 0], N)\}$	N
	(0,1)	$\{(x_0, (0, 1), N)\}$	N
	[1,1]	$\{(x_0, [1, 1], N), (x_f, [0, 0], F)\}$	U
$(c, 1)$	[1,1]	$\{(x_1, [0, 0], N), (x_2, [0, 0], F), (x_3, [0, 0], F)\}$	U
	(1,2)	$\{(x_1, (0, 1), N), (x_2, (0, 1), F), (x_3, (0, 1), F)\}$	U
	[2,2]	$\{(x_1, [1, 2], N), (x_2, [1, 1], F), (x_3, [1, 2], F)\}$	U
$(c, 1)(b, 2)$	[2,2]	$\{(x_0, [0, 0], N), (x_1, [0, 0], F), (x_3, [0, 0], F)\}$	U
	(2,3)	$\{(x_0, (0, 1), N), (x_1, (0, 1), F), (x_3, (0, 1), F)\}$	U
	[3,3]	$\{(x_0, [1, 1], N), (x_f, [0, 0], F), (x_1, [1, 2], F), (x_3, [1, 2], F)\}$	U
	(3,4)	$\{(x_0, (1, 2), N), (x_f, [0, 0], F), (x_1, [1, 2], F), (x_3, [1, 2], F)\}$	U
$(c, 1)(b, 2)(c, 3.5)$	(3,4)	$\{(x_2, [0, 0], F), (x_2, (0, 1), F)\}$	F
	[4,4]	$\{(x_2, (0, 1), F)\}$	F

$\mathcal{R}(\text{Rec}(G_f), (\sigma_o, t))$, i.e., f has not (resp., has) been occurred for sure;

- otherwise, it is $\phi((\sigma_o, t)) = U$, i.e., f may or may not have been occurred.

Example 3. Given Example 2 and a timed observation $(\sigma_o, 4)$, where $\sigma_o = (c, 1)(b, 2)(c, 3.5)$, the computation of the diagnosis function from $t = 0$ to $t = 4$ is summarized in Table 2. We explain the process of diagnosis while the observation (σ_o, t) is progressively updated over time as follows.

- If $(\sigma_o, t) = (\lambda, t)$ for $t \in [1, 1]$, the ending states of runs in $\mathcal{R}(\text{Rec}(\lambda, 1))$ is $\{(x_0, [1, 1], N), (x_f, [0, 0], F)\}$. Thus $\phi(\lambda, 1) = U$.
- If $(\sigma_o, t) = ((c, 1), t)$ for $t \in (2, 3)$, the ending states of runs in $\mathcal{R}(\text{Rec}((c, 1), 2))$ is $\{(x_1, [1, 2], N), (x_2, [1, 1], F), (x_3, [1, 2], F)\}$. Thus $\phi(((c, 1), 2)) = U$.
- If $(\sigma_o, t) = ((c, 1)(b, 2), t)$ for $t \in (3, 4)$. The ending states of runs in $\mathcal{R}(\text{Rec}((c, 1)(b, 2), 3.5))$ is $\{(x_0, (1, 2), N), (x_f, [0, 0], F), (x_1, [1, 2], F), (x_3, [1, 2], F)\}$. Thus $\phi(((c, 1)(b, 2), 3.5)) = U$.
- If $(\sigma_o, t) = ((c, 1)(b, 2)(c, 3.5), 4)$, the ending states of all runs in $\mathcal{R}(\text{Rec}(G_f), (\sigma_o, t))$ is $\{(x_2, (0, 1), F)\}$. Thus $\phi(((c, 1)(b, 2)(c, 3.5), 4)) = F$. \square

7. CONCLUSIONS

This paper considers timed automata with a single clock, that is reset when an event occurs. Each transition is associated with a time interval specifying the clock values at which it can occur. We consider a time semantics that constrains the dwell time spent in each state of a TFA. Assuming that faulty behaviour is described by timed transitions, we address the problem of fault diagnosis by constructing a fault recognizer that detects the occurrence of faults. The fault diagnosis approach allows one to compute the diagnostic state for each timed observation, which consists of a sequence of pairs (event, time at which the event occurs). It is worth investigating whether one can reliably detect a fault in a given time interval, which could be of great interest for real-time systems.

REFERENCES

- R. Alur and D. Dill. A theory of timed automata. *Theoretical Computer Science*, 126(2):183–235, 1994.
- C. G. Cassandras and S. Lafortune. *Introduction to discrete event systems*. Springer, 2009.
- C. Gao, D. Lefebvre, C. Seatzu, Z. Li, and A. Giua. A region-based approach for state estimation of timed automata under no event observation. In *Proceedings of IEEE International Conference on Emerging Technologies and Factory Automation*, volume 1, pages 799–804. IEEE, 2020.
- C. Hadjicostis. *Estimation and Inference in Discrete Event Systems*. Springer, 2020.
- T. Henzinger. The theory of hybrid automata. In *Verification of Digital and Hybrid Systems*, pages 265–292. Springer, 2000.
- M. Sampath, R. Sengupta, S. Lafortune, K. Sinnamo-hideen, and D. Teneketzis. Diagnosability of discrete-event systems. *IEEE Transactions on Automatic Control*, 40(9):1555–1575, 1995.
- M. Sampath, R. Sengupta, S. Lafortune, K. Sinnamo-hideen, and D. Teneketzis. Failure diagnosis using discrete-event models. *IEEE Transactions on Control Systems Technology*, 4(2):105–124, 1996.
- S. Tripakis. Fault diagnosis for timed automata. In *Proceedings of the 7th International Symposium on Formal Techniques in Real-Time and Fault-Tolerant Systems: Co-sponsored by IFIP WG 2.2*, pages 205–224, 2002.
- P. Bouyer, S. Jaziri, and N. Markey. Efficient timed diagnosis using automata with timed domains. In *Proceedings of the 18th Workshop on Runtime Verification (RV'18)*, 11237: 205–221, 2018.
- P. Bouyer, L. Henry, S. Jaziri, T. Jérón and N. Markey. Diagnosing timed automata using timed markings. *International Journal on Software Tools for Technology Transfer*, 23: 229–253, 2021.
- J. Lunze and P. Supavatanakul. Diagnosis of discrete-event system described by timed automata. In *IFAC Proceedings Volumes*, 35(1): 77–82, 2002.
- P. Supavatanakul and J. Lunze. Diagnosis of timed automata based on an observation principle. In *IFAC Proceedings Volumes*, 39(13): 1270–1275, 2006.
- Y. Brave and M. Heymann. Formulation and control of real time discrete event processes. In *Proceedings of the 27th IEEE Conference on Decision and Control*, pages 1131–1132, 1988.
- J. S. Ostroff. Deciding properties of timed transition models. *IEEE Transactions on Parallel and Distributed Systems*, 1(02): 170–183, 1990.
- B. Brandin and W. M. Wonham. Supervisory control of timed discrete-event systems. *IEEE Transactions on Automatic control*, 39(2): 329–342, 1994.
- D. Pandalai and L. E. Holloway. Template languages for fault monitoring of timed discrete event processes. *IEEE Transactions on Automatic control*, 45(5): 868–882, 2020.
- D. Lefebvre, Z. Li, and Y. Liang. Verifiers for the detection of timed patterns in discrete event systems. In *Proceedings of IFAC-PapersOnLine*, 55(28): 264–269, 2022.