



**HAL**  
open science

## Using Speech to Follow-up Sleep Disorders

Colleen Beaumard, Vincent P. Martin, Jean-Luc Rouas, Yaru Wu, Pierre Philip

► **To cite this version:**

Colleen Beaumard, Vincent P. Martin, Jean-Luc Rouas, Yaru Wu, Pierre Philip. Using Speech to Follow-up Sleep Disorders. 3ème édition de l'école d'été AI4Health, Jul 2023, Issy-les-Moulinaux, France. . hal-04464209

**HAL Id: hal-04464209**

**<https://hal.science/hal-04464209>**

Submitted on 18 Feb 2024

**HAL** is a multi-disciplinary open access archive for the deposit and dissemination of scientific research documents, whether they are published or not. The documents may come from teaching and research institutions in France or abroad, or from public or private research centers.

L'archive ouverte pluridisciplinaire **HAL**, est destinée au dépôt et à la diffusion de documents scientifiques de niveau recherche, publiés ou non, émanant des établissements d'enseignement et de recherche français ou étrangers, des laboratoires publics ou privés.

# USING SPEECH TO FOLLOW-UP SLEEP DISORDERS

C. Beaumard, V.P. Martin, J.-L. Rouas, Y. Wu, P. Philip

## Sleep disorders and speech

Sleep disorders affect 1/3 of world's population and impact their daily and professional quality of life. It is also a major public health problem (20% of car accidents were caused by sleepiness).



Subjective sleepiness evaluation



Objective sleepiness evaluation



Regular and frequent appointments needed to follow-up patients' symptoms evolution

↳ Difficult to set up

Clinicians use the *Ecological Momentary Assessment* method to follow-up patients symptoms evolution in ecological conditions



Speech is a useful modality because its collection is non invasive and passive

## Previous results: read speech

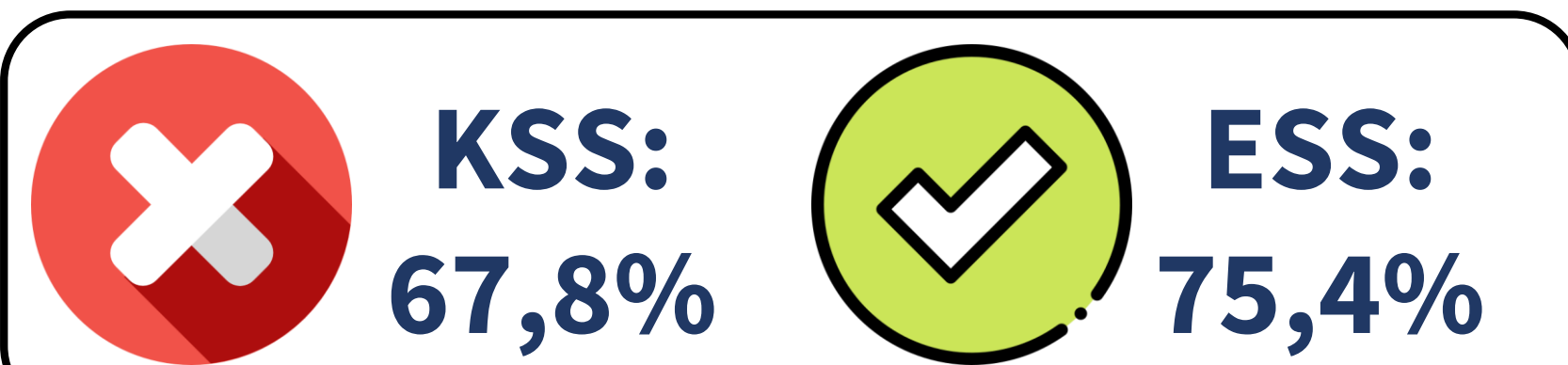
### Multiple Sleep Latency Test corpus (MSLTc)

- Recorded at the Bordeaux sleep clinic (France)
- 135 patients (675 recordings)
- Subjective and objective sleepiness
- Patients' characteristics and comorbidities

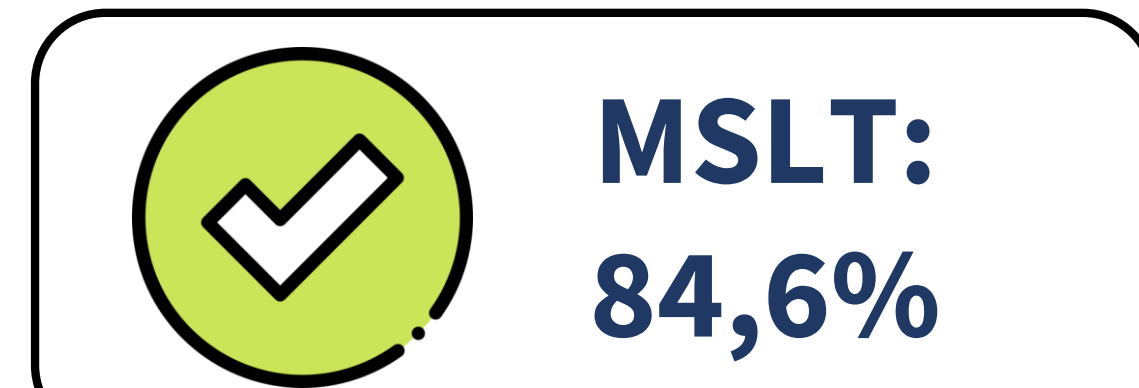


### Results (UAR)

Subjective sleepiness



Objective sleepiness



### Speech biomarkers extracted

- Acoustic features [1]
- Location and duration of pauses in read speech [2]
- Errors in Automatic Speech Recognition [3]

Pathological sleepiness can be automatically detected using speech biomarkers specific to read speech

But we need more ecological data collection  
→ spontaneous speech


## Objectives of my thesis: spontaneous speech



### Medispeech corpus

Similar to the MSLTc but:

- Recordings with a smartphone
- 2 new tasks:



- Semi-spontaneous speech  
"Describe the rules of a game of your choice"
- Spontaneous speech  
"Is it difficult for you to get out of bed?"



### New speech biomarkers

- Phonetical and phonological analysis of speech [4]
- Validation of the previous biomarkers on spontaneous speech



### Perspectives

- Biomarkers of sleepiness in spontaneous speech
- Integrate speech analysis in clinical practice using mobile devices
- Other symptoms (fatigue, depression, anxiety...)



université de BORDEAUX



BORDEAUX INP LaBRI



[1] V. P. Martin *et al*, "Sleepiness detection on read speech using simple features", IEEE, 2019

[2] V. P. Martin *et al*, "Does sleepiness influence reading pauses in hypersomniac patients?", Speech Prosody, 2022

[3] V. P. Martin *et al*, "Automatic Speech Recognition systems errors for accident-prone sleepiness detection through voice", IEEE, 2021

[4] C. Beaumard *et al*, "Automatic detection of schwa in French hypersomniac patients", PFIA, 2023