



HAL
open science

Sample preparation on future space missions for in situ gas chromatograph- mass spectrometer analyses of molecules with astrobiology interests

David Boulesteix, A. Buch, Cyril Szopa, Caroline Freissinet, Melissa G. Trainer, Jennifer C. Stern, David Coscia, Yuanyuan He, Amy Williams

► To cite this version:

David Boulesteix, A. Buch, Cyril Szopa, Caroline Freissinet, Melissa G. Trainer, et al.. Sample preparation on future space missions for in situ gas chromatograph- mass spectrometer analyses of molecules with astrobiology interests. Titan through time, Jun 2022, Paris (en ligne), France. hal-04462970

HAL Id: hal-04462970

<https://hal.science/hal-04462970>

Submitted on 20 Feb 2024

HAL is a multi-disciplinary open access archive for the deposit and dissemination of scientific research documents, whether they are published or not. The documents may come from teaching and research institutions in France or abroad, or from public or private research centers.

L'archive ouverte pluridisciplinaire **HAL**, est destinée au dépôt et à la diffusion de documents scientifiques de niveau recherche, publiés ou non, émanant des établissements d'enseignement et de recherche français ou étrangers, des laboratoires publics ou privés.



Sample preparation on future space missions for *in situ* gas chromatograph-mass spectrometer analyses of molecules with astrobiology interests

David Boulesteix (1), Arnaud Buch (1), Cyril Szopa (2), Caroline Freissinet (2), Melissa G. Trainer (3), Jennifer Stern (3), David Coscia (2), Yuanyuan He (1), Amy J. Williams (4)

(1) Laboratoire Génie des Procédés et Matériaux, CentraleSupélec, Paris-Saclay University, France.

(2) LATMOS/IPSL, UVSQ University Paris-Saclay, Sorbonne University, CNRS, France.

(3) Space Science Exploration Division (Code 690), NASA, Goddard Space Flight Center, USA.

(4) Department of Geological Sciences, University of Florida, USA.

Dragonfly (rotorcraft lander) (1)

Investigations for:

- Prebiotic chemistry
- Habitability
- Potential presence of biomolecules

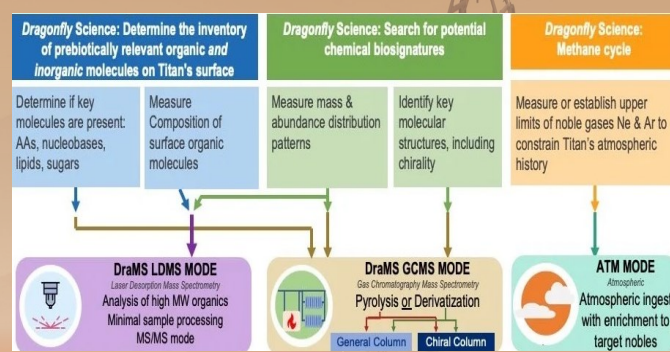
Instruments:

- **DraGMet:** Geophysics & Meteorology Package (APL, JAXA Lunar-A seismometer) (2)
- **DraMS:** Mass Spectrometer (GSFC, CNES) (2,3)
- **DrACO:** Drill for Acquisition of Complex Organics (Honeybee Robotics) (2)
- **DragonCam:** Camera Suite (MSSS) (2)
- **DraGNS:** Gamma-ray Neutron Spectrometer (APL, LLNL, GSFC, Schlumberger PNG) (2)

DraMS (Laser Desorption / Gas Chromatograph - Mass Spectrometer)

Investigations for:

- Bioindicators and biosignatures (4,5)
- Chiral compounds (6)
- Isotopic fractionations

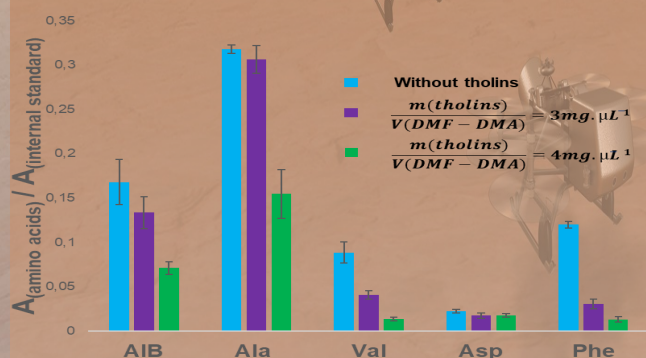


DMF-DMA derivatization

Interests using DiMethylFormamide DiMethyl Acetal:

- Methylation/Amidification of acidic functions
- Conservation of the chiral conformation
- Derivatization at 145 °C (for 3 minutes)

Result:



Conclusion:

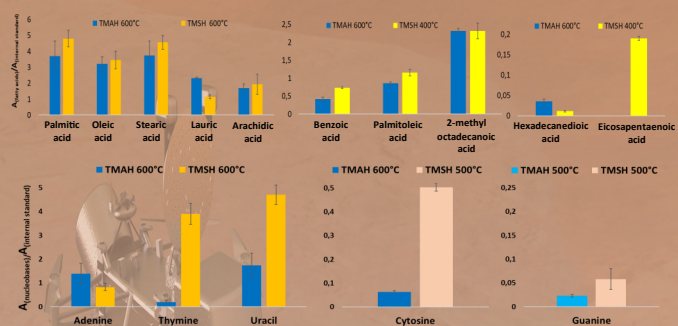
Maximal ratio (analyzed mass sample over DMF-DMA volume) of $4 \text{ mg} \cdot \mu\text{L}^{-1}$: detect rich and trace level organics.

TMAH/TMSH thermochemolysis comparison

Interests using TetraMethylAmmonium Hydroxide or TriMethylSulfonium Hydroxide:

- Methylation for all labile functions
- Derivatization as 200 up to 600 °C (for 10 seconds)

Results:



Conclusions:

- TMSH allows a higher or similar detection for targeted organics with low by-products' number and abundance.
- TMSH represents a promising reagent for search of amines without inter-comparisons or cross-contaminations.

Conclusions

- Trace amount of bioindicators among rich organic samples are detected with these sample preparations.
- The derivatization reagents chosen for DraMS experiments is able to detect wide range of bioindicators.

Acknowledgements

Thanks to LGPM, LATMOS, GSFC/NASA laboratories for the technical and human supports, shared samples, and all advice.

References

- (1) Lorenz R.D., Turtle E.P., Barnes J.W. et al., 2018, Dragonfly: A Rotorcraft Lander Concept for Scientific Exploration at Titan. (2) Barnes J.W., Turtle E.P., Trainer M.G., Lorenz R.D., Mackenzie S. et al., 2021, Science Goals and Objectives for the Dragonfly Titan Rotorcraft Relocatable Lander. (3) Grubisic A., Trainer M.G., Li X. et al., 2021, Laser Desorption Mass Spectrometry at Saturn's moon Titan. (4) Freissinet C., Buch A., et al., 2010, Search for evidence of life in space: Analysis of enantiomeric organic molecules by N,N-dimethylformamide dimethylacetal derivative dependant Gas Chromatography-Mass Spectrometry. (5) He, Y., Buch, A. et al., 2020, The search for organic compounds with TMAH thermochemolysis: From Earth analyses to space exploration experiments. (6) Sugahara H. et al., 2018, D-Amino acids in molecular evolution in space – Absolute asymmetric photolysis and synthesis of amino acids by circularly polarized light.