



HAL
open science

Nucleosynthesis in magnetorotational supernovae: impact of the magnetic field configuration

M Reichert, M Bugli, J Guilet, M Obergaulinger, M.Á Aloy, A Arcones

► To cite this version:

M Reichert, M Bugli, J Guilet, M Obergaulinger, M.Á Aloy, et al.. Nucleosynthesis in magnetorotational supernovae: impact of the magnetic field configuration. *Monthly Notices of the Royal Astronomical Society*, 2024, 529 (4), pp.3197-3209. 10.1093/mnras/stae561 . hal-04455618

HAL Id: hal-04455618

<https://hal.science/hal-04455618v1>

Submitted on 19 Apr 2024

HAL is a multi-disciplinary open access archive for the deposit and dissemination of scientific research documents, whether they are published or not. The documents may come from teaching and research institutions in France or abroad, or from public or private research centers.

L'archive ouverte pluridisciplinaire **HAL**, est destinée au dépôt et à la diffusion de documents scientifiques de niveau recherche, publiés ou non, émanant des établissements d'enseignement et de recherche français ou étrangers, des laboratoires publics ou privés.



Distributed under a Creative Commons Attribution 4.0 International License

Nucleosynthesis in magnetorotational supernovae: impact of the magnetic field configuration

Moritz Reichert ¹★, Matteo Bugli ^{2,3,4}★, Jérôme Guilet,³ Martin Obergaulinger ¹, Miguel Ángel Aloy ^{1,5}★ and Almudena Arcones ^{6,7}

¹Departament d'Astronomia i Astrofísica, Universitat de València, C/Dr Moliner, 50, E-46100 Burjassot (València), Spain

²Dipartimento di Fisica, Università di Torino, Via P. Giuria 1, I-10125 Torino, Italy

³AIM, CEA, CNRS, Université Paris-Saclay, Université Paris Cité, F-91191, Gif-sur-Yvette, France

⁴INFN, Sezione di Torino, Via Pietro Giuria 1, I-10125 Torino, Italy

⁵Observatori Astronòmic, Universitat de València, E-46980 Paterna, Spain

⁶Institut für Kernphysik, Technische Universität Darmstadt, Schlossgartenstr. 2, D-64289 Darmstadt, Germany

⁷GSI Helmholtzzentrum für Schwerionenforschung GmbH, Planckstr. 1, D-64291 Darmstadt, Germany

Accepted 2024 February 21. Received 2024 February 20; in original form 2024 January 25

ABSTRACT

The production of heavy elements is one of the main by-products of the explosive end of massive stars. A long sought goal is finding differentiated patterns in the nucleosynthesis yields, which could permit identifying a number of properties of the explosive core. Among them, the traces of the magnetic field topology are particularly important for *extreme* supernova (SN) explosions, most likely hosted by magnetorotational effects. We investigate the nucleosynthesis of five state-of-the-art magnetohydrodynamic models with fast rotation that have been previously calculated in full 3D and that involve an accurate neutrino transport (M1). One of the models does not contain any magnetic field and synthesizes elements around the iron group, in agreement with other CC-SNe models in literature. All other models host a strong magnetic field of the same intensity, but with different topology. For the first time, we investigate the nucleosynthesis of MR-SNe models with a quadrupolar magnetic field and a 90° tilted dipole. We obtain a large variety of ejecta compositions reaching from iron nuclei to nuclei up to the third *r*-process peak. We assess the robustness of our results by considering the impact of different nuclear physics uncertainties such as different nuclear masses, β^- -decays and β^- -delayed neutron emission probabilities, neutrino reactions, fission, and a feedback of nuclear energy on the temperature. We find that the qualitative results do not change with different nuclear physics input. The properties of the explosion dynamics and the magnetic field configuration are the dominant factors determining the ejecta composition.

Key words: MHD – nuclear reactions, nucleosynthesis, abundances – stars: jets – supernovae: general – stars: Wolf–Rayet.

1 INTRODUCTION

With the detection of the gravitational wave event GW170817 (Abbott et al. 2017) and the following electromagnetic counterpart on the 2017 August 17, our understanding of the synthesis of heavy elements within our universe has made a major step. It became clear that neutron star mergers exist and produce heavy elements such as Strontium (Watson et al. 2019) or lanthanides (e.g. Tanvir et al. 2017). However, even though observed, some riddles remain and do not fully add up. The only detected event was located in a galaxy without active star formation. How is it then possible that we observe heavy elements in the atmosphere of stars such as our Sun? Are neutron star mergers already acting early enough to contribute to the composition of very old stars? Can neutron star mergers also be responsible for stars with a limited amount of heavy elements?

Questions like this are common and repeating topics of current research (e.g. Côté et al. 2019; Simonetti et al. 2019; Kobayashi et al. 2023; see Cowan et al. 2021; Arcones & Thielemann 2023 for recent reviews on the production of elements).

An additional, rare, cosmological event that acts at early times in the galactic history would help to clear most of the remaining questions (e.g. Argast et al. 2004; Matteucci et al. 2014; Wehmeyer, Pignatari & Thielemann 2015; Côté et al. 2019; Schönrich & Weinberg 2019; Siegel, Barnes & Metzger 2019; Simonetti et al. 2019; Kobayashi, Karakas & Lugaro 2020; Reichert et al. 2020; Skúladóttir & Salvadori 2020; Molero et al. 2021; Reichert, Hansen & Arcones 2021b; Molero et al. 2023). For this event several candidates have been proposed. Among them are collapsars (MacFadyen & Woosley 1999; Pruet, Woosley & Hoffman 2003; Surman & McLaughlin 2004; McLaughlin & Surman 2005; Fujimoto, Nishimura & Hashimoto 2008; Siegel et al. 2019; Miller et al. 2020; Zenati et al. 2020; Barnes & Metzger 2022; Just et al. 2022), common envelope jet supernovae (Soker et al. 2013; Papish & Soker

* E-mail: moritz.reichert@uv.es (MR); matteo.bugli@unito.it (MB); Miguel.A.Aloy@uv.es (MAA)

2014), and magnetorotationally driven core-collapse supernovae (MR-SNe, Burrows et al. 2007; Takiwaki, Kotake & Sato 2009; Winteler et al. 2012; Mösta et al. 2015; Obergaulinger & Aloy 2017; Bugli et al. 2020; Kuroda et al. 2020; Müller 2020; Bugli, Guilet & Obergaulinger 2021; Obergaulinger & Aloy 2021; Matsumoto et al. 2022; Obergaulinger & Aloy 2022; Bugli et al. 2023; Powell et al. 2023; Varma, Müller & Schneider 2023).

For every of the aforementioned events, it is still not theoretically understood whether very heavy elements (so-called r -process elements) can be produced. Current state-of-the-art simulations provide contradictory results, and more investigations with less approximate physics inputs are necessary (see Obergaulinger & Reichert 2020, for an overview). MR-SNe have a very lively past of claims in favour and against the production of r -process elements. Initially, Nishimura et al. (2006), Winteler et al. (2012), and Nishimura, Takiwaki & Thielemann (2015) claimed that they are viable candidates with the restriction that the magnetic field has to be sufficiently strong. However, the neutrino luminosities were taken into account only approximately and later Nishimura et al. (2017) showed that the combination of the neutrino properties as well as the magnetic field strength are critical for the evaluation of this question. However, also in Nishimura et al. (2017), neutrinos were only parametrized because a detailed neutrino transport was computationally too expensive. This gap was closed by Reichert et al. (2021a) who calculated the nucleosynthesis of models of Obergaulinger & Aloy (2017) that included a sophisticated neutrino transport. The result was that for strong magnetic field strengths, indeed heavy elements can be synthesized, but some caveats remain as the models do not reproduce the observation of the heaviest known elements, the actinides. Furthermore, all simulations were based on 2D axisymmetric assumptions, an approximation that was shown by Mösta et al. (2018) to significantly impact the neutron-richness of the models and therefore the ability to synthesize heavy elements. Recently, Reichert et al. (2023b) showed that heavy elements can also be synthesized in 3D models, but in a reduced amount. They showed that not only the neutron-richness, but also the entropy may play a role in these events. The latter was observed in models with a radial profile of the magnetic field that was different from the usual assumed large-scale dipole. In general, most of previous nucleosynthesis studies have considered large-scale dipoles only. The magnetic field configuration stays unexplored. Exploring the field configuration is also motivated by the recent observations of the neutron star PSR J0030 + 0451 by the Neutron Star Interior Composition Explorer (NICER, Gendreau et al. 2016) that showed that the magnetic field topology can be much more complex than a large scale dipole (Bilou et al. 2019). Furthermore, the orientation of the magnetic field plays a role in the explosion dynamics. This has been shown by Halevi & Mösta (2018) who studied models with a 15°, 30°, and 45° tilted dipole. The most inclined dipolar configurations disfavoured the production of heavy elements. However, Halevi & Mösta (2018) only used an approximate neutrino leakage scheme, along with a parametrized neutrino luminosity, which limits the reach of their conclusions.

Another riddle connected to MR-SNe is their role in the detection of hypernovae. Are MR-SNe energetic enough to be classified as such? While literature often connects hypernovae with collapsars that produce black holes (e.g. Nomoto et al. 2006; Nomoto, Kobayashi & Tominaga 2013), previous studies have shown that the necessary explosion energies of 10^{52} erg can also be observed in MR-SNe simulations (model S in Obergaulinger & Aloy 2021). Connected nucleosynthetic fingerprints of hypernovae are Zn and ^{56}Ni that powers the light curve of the event. Nishimura et al. (2017) pointed out that there is a balance between having neutron-rich ejecta

(therefore being able to produce r -process elements) and ejecting large amounts of Zn or ^{56}Ni that is produced in symmetric conditions. How much Zn or ^{56}Ni MR-SNe are able to synthesize is also still under debate. Nishimura et al. (2017) find a low amount of ^{56}Ni in the most neutron-rich explosions and Grimm et al. (2018) obtain a low amount of Zn for their 1D hypernovae models. In contrast, Grimm et al. (2021) and Reichert et al. (2023b) find a high amount of both.

Here, we want to shed light into two kinds of uncertainties of MR-SNe nucleosynthesis, one that comes from the hydrodynamic evolution of the ejecta and one from the nuclear physics input. The uncertainty involved by nuclear physics input such as nuclear masses, beta decays, or fission arises as the r -process involves extreme neutron-rich nuclei that are not yet explored experimentally and thus their properties rely on uncertain theoretical models (see e.g. Arnould, Goriely & Takahashi 2007; Horowitz et al. 2019; Cowan et al. 2021). To study hydrodynamical uncertainties, we post-process the state-of-the-art 3D models of Bugli et al. (2021), which explore the effects of the magnetic topology on the explosion dynamics. Similarly to previous studies (Reichert et al. 2021a, 2023b), these models include a sophisticated neutrino transport (the M1 scheme, see Just, Obergaulinger & Janka 2015) that significantly improve the accuracy of explosive nucleosynthesis calculations. To get a glimpse into the dependency on magnetic field configurations and orientations, the same strong magnetic field intensity has been employed for four models (for a detailed presentation of the models, see Bugli et al. 2021). To investigate the impact of a tilt in the dipole orientation, a model with a 90° tilted dipole is investigated. This is similar, but a more extreme case compared to the one of Halevi & Mösta (2018). A novelty here is the investigation of a quadrupolar field configuration. For comparison and reference, we also investigate one model without magnetic field. This supplements the models investigated in Reichert et al. (2023b), who restricted their initial models to axially-symmetric magnetic topologies. Additionally, we study a large-scale aligned dipole with only slight variations compared to the one used in Reichert et al. (2023b). The nucleosynthesis of all models is calculated varying a number of nuclear physics inputs: nuclear masses, β^- -decays, neutrino reactions, fission, and a feedback of the nuclear energy generation on the temperature.

We discuss the magnetohydrodynamic (MHD) models and the details of the nucleosynthesis calculations in Section 2. The nucleosynthetic yield is presented in Section 3.1, and nuclear physics uncertainties in Section 3.2. A comparison to observations is shown in Section 4. We close our study with a discussion and summary in Section 5.

2 SIMULATIONS

In this section, we present the fundamental tools, inputs, and models of the MHD simulations as well as the nucleosynthesis calculations.

2.1 Neutrino-(M)HD simulations

Here, we present the progenitor model and the neutrino-(M)HD simulations of Bugli et al. (2021). Next, we will shortly summarize the simulation setup and dynamics of the models, whose more detailed description can be found in Bugli et al. (2020, 2021). The simulations are performed in full 3D with the MHD code AENUS-ALCAR (Obergaulinger 2008; Just et al. 2015; Obergaulinger & Aloy 2017) and they include an M1 scheme for the neutrino transport (see Just et al. 2015, for details of the implementation). All simulations use the equation of state (EOS) of Lattimer & Swesty (1991) with an incompressibility of $K = 220$ MeV. The angular

resolution is set to 128 and 64 equally spaced angles in ϕ - and θ -directions, respectively. The gravitational potential includes the general relativistic corrections developed in Marek et al. (2006), specifically, their function A (with one exception, see below). The radius is distributed over 210 gridpoints, with a uniform spacing of 0.5 up to 10 km, and a logarithmic spacing for larger radii up to $r_{\max} \approx 8.8 \times 10^4$. The stellar progenitor of all the simulations was chosen to be the same Wolf–Rayet star, that is, model 35OC of Woosley & Heger (2006), having a zero age main sequence mass of $35 M_{\odot}$ and a collapse mass of $28.1 M_{\odot}$. The core of this model rotates at a frequency $\Omega_c \approx 2 \text{ rad s}^{-1}$ (at $r = 0$), which slightly decreases outwards ($\Omega \approx 1 \text{ rad s}^{-1}$ at $r \approx 10^8$ cm). The progenitor star 35OC is identical with the one used in previous investigations (Obergaullinger & Aloy 2017; Bugli et al. 2020, 2021, 2023; Obergaullinger & Aloy 2020; Aloy & Obergaullinger 2021; Obergaullinger & Aloy 2021) and nucleosynthesis studies (Reichert et al. 2021a, 2023b). In total, we investigate the nucleosynthesis of four neutrino-(M)HD-simulations, where we mostly allow for variations in the topology of the magnetic field (see Table 1 for an overview of the models). This is justified by our incomplete knowledge of the magnetic field topology stemming either from pre-collapse stellar evolution or from dynamos in the proto-neutron star (PNS). All the models including magnetic fields yield supernova explosions driven (in different degrees) by magnetorotational effects and, thus, we may catalogue them as MR-SNe.

The magnetic field in all magnetized models is constructed starting from an ‘unrotated’ toroidal vector potential A_l^{ϕ} defined as (Bugli et al. 2021)

$$A_l^{\phi}(r, \theta) = r \frac{B_0}{(2l+1)r^3 + r_0^3} \frac{r_0^3}{\sin \theta} \frac{P_{l-1}(\cos \theta) - P_{l+1}(\cos \theta)}{\sin \theta}, \quad (1)$$

where B_0 is a normalization constant, l is the order of the multipolar component, r_0 is a characteristic radius within which the field is roughly constant, and P_l represents the Legendre polynomial of order l . This vector field is then modified to account for an inclination between the rotational and magnetic axes by an angle α (Halevi & Mösta 2018), leading to radial, polar, and azimuthal components of the vector potential defined by

$$A_r = 0, \quad (2)$$

$$A_{\theta} = -r \frac{B_0}{2} \frac{r_0^3}{r^3 + r_0^3} \sin \phi \sin \alpha, \quad (3)$$

$$A_{\phi} = r \frac{B_0}{2} \frac{r_0^3}{r^3 + r_0^3} (\sin \theta \cos \alpha - \cos \theta \cos \phi \sin \alpha). \quad (4)$$

Model L1-0 is initiated with a strong aligned magnetic dipole ($\alpha = 0^\circ$). The setup is very similar to model S in Obergaullinger & Aloy (2021) and Reichert et al. (2023b) with the difference that it does not start with a toroidal field component during collapse. This model develops the earliest (magnetorotational) supernova explosion among the ones considered here. It develops two-sided, quasi-symmetric, bipolar jets. The supernova shock propagates faster than in any other case, reaching a radius $\approx 10^4$ km within less than 400 ms after core bounce. This keeps increasing the angular momentum of the compact remnant (i.e. of the PNS) and, due to its large centrifugal support, the (oblate) compact remnant contracts at the smallest rate of all the models of this work, and has an equatorial radius of $\sim 80 - 90$ km during most of the computed post bounce time. Among all presented models, this one is the one hosting the most neutron-rich conditions. The difference compared to the S model of Reichert et al. (2023b) in the initial magnetic field setup is that model S includes both an aligned dipolar magnetic field and a

toroidal field in equipartition (10^{12} G, see Table 1 in Obergaullinger & Aloy 2021), while model L1-0 includes a pure magnetic dipole. This is already enough to create slightly more neutron-rich conditions in model L1-0 with a minimum value at 7 GK of $Y_e \sim 0.19$ compared to $Y_e \sim 0.23$ in model S. Model L1-0 was the only case in which we did not directly use the data published in Bugli et al. (2021), as we noticed the presence of a spurious radial magnetic field in a small region of the progenitor that was set by accident at the beginning of the stellar collapse. Since nucleosynthesis calculations are extremely sensitive to the evolution of the electron fraction and the thermodynamic properties of the ejecta, we decided to re-run model L1-0 with the correct initial conditions. This new simulation produced the same prototypical magnetorotational explosions presented in Bugli et al. (2021, although slightly more powerful), while the resulting yields showed non-negligible differences for $A \gtrsim 150$. Therefore, in the rest of the paper we always refer to this new realization of model L1-0.

Model L1-90 is initiated with a magnetic dipole that is tilted by $\alpha = 90^\circ$ with respect to the rotational axis (i.e. the case of a *perpendicular* dipole). This particular configuration is motivated by the fact that magnetorotational instability (MRI)-driven dynamo processes taking place within the PNS after shock formation have been found to produce a highly tilted magnetic dipolar component (Reboul-Salze et al. 2021). This model produces the weakest explosion and the slowest shock among the magnetized cases, as the field’s topology disfavours the extraction of rotational energy through the polar caps of the PNS (Bugli et al. 2021), thus decreasing the efficiency of the magnetorotational mechanism. Despite the shock front being rather spherical, the model nevertheless builds up high-entropy columns of hot ejecta that propagate along the rotational axis and can be as neutron-rich as $Y_e \sim 0.27$ (at 7 GK).

Model L2-0A is initiated with a quadrupolar magnetic field aligned with the progenitor’s rotational axis ($\alpha = 0^\circ$). The relevance of high-order magnetic multipoles comes, once again, from recent studies focusing on PNS dynamos driven by MRI (Reboul-Salze et al. 2022) and convection (Raynaud et al. 2020), which show how the *in situ* amplification of magnetic fields tends to produce components with finer angular resolution than a magnetic dipole. Since a quadrupolar magnetic field is less efficient than an aligned dipole at transferring rotational energy from the PNS to the polar outflows (Bugli et al. 2020), this model leads to a weaker supernova explosion with respect to L1-0. Despite the initial prompt expansion, the bipolar outflows are significantly less collimated and the shock front expands less rapidly. However, this model produces also the slowest spinning PNS among all cases considered, as the non-vanishing radial field in the equatorial region very efficiently transports angular momentum from the PNS interior to its surroundings at low latitudes, which are not promptly ejected in the outflows.

Model L2-0B has the same magnetic field setup as model L2-0A and differs only by a different pseudo-Newtonian gravitational potential (case B of Marek et al. 2006). While the difference between models L2-0A and L2-0B is of technical nature, including this in our set of models allows us to assess whether different recipes to weaken the Newtonian gravitational potential (to approximate better the general relativistic one) have an impact on the nucleosynthetic yields of the supernova explosion. We note that it was pointed out in Marek et al. (2006) that this pseudo-Newtonian gravitational potential is a worse approximation of the general relativistic potential compared to the gravitational potential used in our other models.

Model H is a non-magnetized model that serves as reference for a neutrino-driven explosions aided by fast rotation. Due to the lack

Table 1. Overview of the properties of our models. The first column indicates the model name, the second the magnetic field topology, the third column the magnetic field intensity (for more information, see Bugli et al. 2021), the fourth column the inclination of the magnetic field relative to the rotational axis, the fifth column the treatment of gravity, and the sixth column the final simulation time after bounce. The last three columns give the ejecta mass and diagnostic energy at the end of the simulation as well as the amount of traced and calculated tracer particles.

Model	Topology	B_0 (G)	Inclination ($^\circ$)	Gravity	$t_{f, pb}$ (s)	Ejected mass (M_\odot)	Diag. energy (10^{51} erg)	No. of tracers Tot./Calc.
H	–	0	–	A	0.706	0.14	0.40	875460/851
L1-90	Dipole	10^{12}	90	A	0.789	0.27	0.41	1922732/1836
L2-0A	Quadrupole	10^{12}	0	A	0.496	0.41	1.01	2101476/1822
L2-0B	Quadrupole	10^{12}	0	B	0.886	0.33	0.83	1963280/1928
L1-0	Dipole	10^{12}	0	A	0.525	0.35	2.89	2201788/2651

of initial strong magnetic fields, the shock stalls at ~ 200 km for ~ 200 ms, after which it starts expanding again thanks to the neutrino-heating mechanism and the onset of the low $T/|W|$ instability (Bugli et al. 2023). The ejecta are predominantly distributed in the North hemisphere, with no development of jets (left-hand panel of Fig. 1). They are dominated by mostly symmetric matter ($Y_e \sim 0.5$), however, also hosting slightly neutron-rich matter with minimum values of $Y_e \sim 0.42$ at 7 GK.

2.2 Nucleosynthesis calculations

We use an updated version of the nuclear reaction network WINNET (Winteler et al. 2012, Reichert et al. 2023a) with the same setup as in Reichert et al. (2023b). This network considers ~ 6500 nuclei up to $Z = 111$. We include fission fragment distributions and reactions from Panov, Freiburghaus & Thielemann (2001) and Panov et al. (2005, 2010). Spontaneous fission half-lives are included as in Petermann et al. (2012). Additionally, we include (anti-)neutrino cross-sections on nucleons as described in Burrows, Reddy & Thompson (2006) with weak magnetism and recoil corrections of Horowitz (2002). We consider reaction rates from the REAFLIB library (Cyburt et al. 2010). Theoretical β^+ , β^- , electron capture, and positron capture rates at stellar conditions are taken from Langanke & Martínez-Pinedo (2001). These rates are exchanged for experimental rates included in the REAFLIB library at $T = 0.01$ GK. All calculations are performed for 1 Gyr to ensure that unstable nuclei have decayed to stability. In a post-processing stage, we sample the neutrino-MHD simulations employing Lagrangian markers, hereafter called *tracers*. All tracers are placed at the end of the simulation and integrated backwards in time (see e.g. Sieverding et al. 2023a, for an overview of the method uncertainties). For all models, we group the tracers that sample the ejecta in electron fraction and entropy (2D) bins. The neutron-richness, or electron fraction, is the main parameter for the synthesis of heavy elements. As demonstrated in Reichert et al. (2023b), it is possible to calculate only a subset of trajectories within these groups in order to get the total yields. We therefore calculate only 25 tracers per 2D bin as in Reichert et al. (2023b).

3 RESULTS

In the following, we look at the nucleosynthesis of all investigated models and discuss the impact of different initial magnetic field topologies. This supplements the previous work of Reichert et al. (2023b) who investigated the impact of different magnetic field strength and various axially symmetric magnetic topologies of 3D models of the very same progenitor. Afterwards, we discuss the impact of nuclear physics input on our results.

3.1 Impact of different magnetic field configurations on the yields

First, we want to focus on how different magnetic field configurations can have an impact on the nucleosynthesis. When looking at the integrated abundances in Fig. 2, one immediately notices the difference between model H and any other model including magnetic fields, the latter producing heavy elements beyond the first r -process peak. More specifically, we can notice the difference between the aligned dipole models L1-0 and H in Fig. 2, as the two extreme cases bounding the influence of initially poloidal fields in our models. While the purely dipolar model produces heavy elements up to the third r -process peak, the model without magnetic fields does not produce any yield beyond the first r -process peak. The rest of the magnetized models display abundance patterns in between of the two bounding cases. The production of heavy elements when strong dipolar fields are included in the initial model is a robust feature consistently found also in previous works (Nishimura et al. 2006, 2015, 2017; Winteler et al. 2012; Halevi & Mösta 2018; Mösta et al. 2018; Reichert et al. 2021a, 2023b). Model H shows a very narrow distribution of the neutron-richness around a symmetric value of $Y_e = 0.5$ (Fig. 3). The most neutron-rich matter in this model has still a value of $Y_e \sim 0.4$, not enough to significantly synthesize elements with mass numbers beyond $A > 100$. Slightly heavier nuclei until $A \sim 140$ are reached by all models that include a magnetic field. Hereby, the yields of the models that involve a quadrupolar setup (models L2-0A and L2-0B) and the model with 90° tilted dipole show very similar yields. This similarity is due to waiting points that have to be overcome such as the closed neutron shell at $N = 50$. In general, a more jet-like structure (see Fig. 1) leads to more neutron-rich conditions and therefore more favourable to produce heavier nuclei. The large-scale dipole model L1-0 is the only one that achieves electron fractions below $Y_e < 0.25$. These conditions are also only reached very shortly after bounce ($t_{pb} \sim 0.05$ s). At later times, most of the ejected matter has electron fractions of ~ 0.38 . Hence, in agreement with our previous results, the yields of r -process elements are produced by the so-called *prompt* mechanism (Reichert et al. 2023b).

An interesting comparison is also given by the difference between the yields of models L1-0 and S of Reichert et al. (2023b, labeled S, R23 in Fig. 2). While the magnetic poloidal topology and the progenitor are the same, there is a difference in the magnetic field setup. Model S starts with a toroidal field component in equipartition with the poloidal magnetic component, while model L1-0 starts without this component (Obergaullinger & Aloy 2020; Bugli et al. 2021). As a result, there are changes in the neutron-richness to a level that is visible in the yields (compare model L1-0 (orange) and S, R23 (grey) in Fig. 2) because the electron fraction is close to the critical value that enables an r -process beyond the second peak.

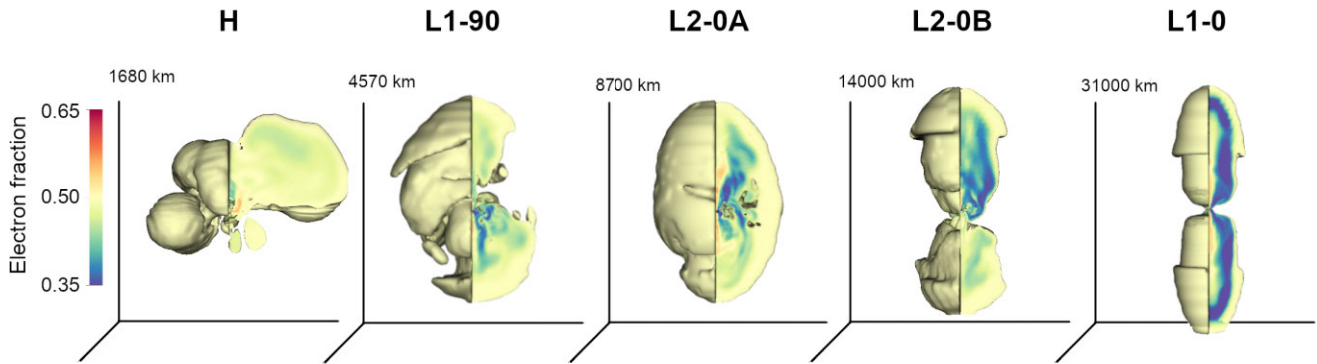


Figure 1. Electron fraction of the ejecta from the different models at the end of the simulation. The models are roughly ordered from least (left) to most (right) jet-like. This coincides with the neutron-richness of the model.

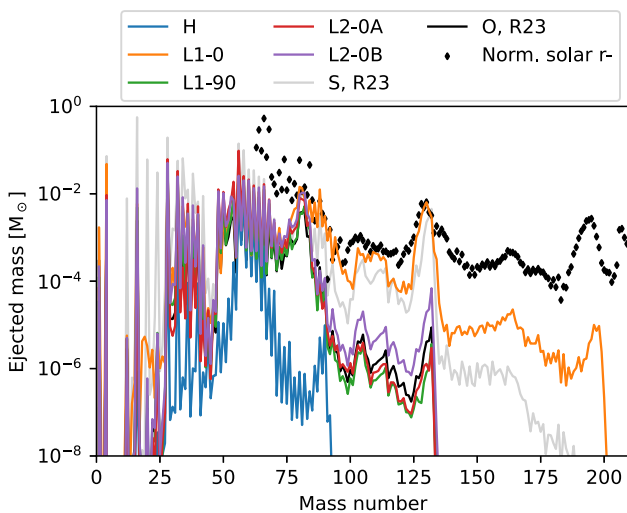


Figure 2. Ejecta composition at the end of the simulations using (n, γ) and (γ, n) rates of the JINA-REA CLIB. Only the model with the global aligned dipole is able to eject heavy elements with $A > 150$. For comparison, we also show model O and S that was presented in Reichert et al. (2023b), labelled in the figure with O, R23 and S, and R23, respectively).

The variation in the abundances between the two models may be slightly enhanced by the different resolution of the tracer particles (an average of 1.08×10^{-6} versus $1.59 \times 10^{-7} M_{\odot}$ per tracer particle for models S and L1-0, respectively). However, we expect the main difference coming from the magnetic field as shown also in the MHD simulations (compare Fig. 1 with fig. 1 of Reichert et al. 2023b). Our calculations are extremely sensitive to small changes because the nucleosynthetic flow is right at the threshold of being able to synthesis a full r -process up to the third r -process peak.

For comparison, Fig. 2 also shows the yields of model O presented in Reichert et al. (2023b). This model hosts a magnetic field that is consistent with the underlying progenitor model. The magnetic field of this model is a combination of many local dipolar fields with non-magnetized layers in between. This could explain the similarity of its nucleosynthetic yields to those produced by the models with magnetic topology other than the large-scale aligned dipole.

Besides the total yield, we also calculated the ejecta yields of the unstable nuclei ^{44}Ti , ^{56}Ni , and ^{60}Fe at the end of the simulations (Table 2). These values have to be taken with care as they only

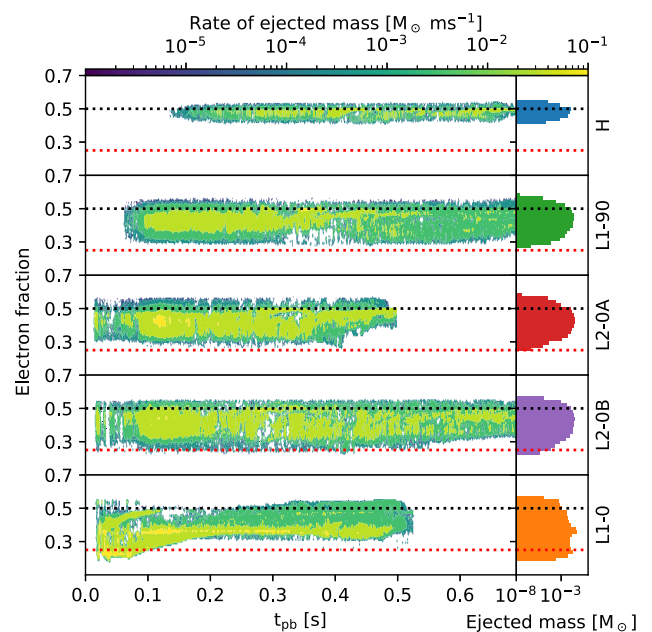


Figure 3. Left-hand panels show the rate of ejected mass (according to the upper colour scale) as a function of time from bounce when the tracer is ejected. The results are binned according to the electron fraction at the time when the tracers reach a temperature of 7 GK (which may happen anytime since the beginning of the tracer trajectories, not necessarily at the time after bounce at which they are ejected). Tracers that never reach 7 GK along their evolution are not plotted here. The right-hand panels show the integrated yields binned in electron fraction at 7 GK. Row wise, each panel shows a different model that is indicated with the label on the right-hand side of the plot. The upper horizontal dotted lines (black) in each panel indicate a value of $Y_e = 0.5$. The lower dotted lines (red) denote $Y_e = 0.25$, a value that roughly indicates the conditions for the synthesis of heavy elements with $A > 150$. Only the aligned dipole model L1-0 reaches sufficiently low electron fractions to synthesize heavier elements.

take into account the ejecta that was present at the end of the simulation (Table 1). The order of magnitude of the ejected ^{44}Ti is about $10^{-5} M_{\odot}$, similar to the models calculated in Reichert et al. (2023b). There, they estimated that the amount of ^{44}Ti may still grow by possibly one order of magnitude. Therefore, all the values obtained here could still be consistent to the ones of observed CC-SNe such as

Table 2. Ejecta yields in solar masses of unstable isotopes taken at one-tenth of their half life. The values given here are lower limits, as we can only track their growth up to the end of the simulation. Note that there will also be a contribution to ^{60}Fe from the progenitor that is produced during stellar evolution and not included in the values given here (see e.g. Diehl et al. 2021; Reichert et al. 2023b, for a discussion).

Model	^{44}Ti	^{56}Ni	^{60}Fe
H	2.17×10^{-6}	6.12×10^{-3}	2.57×10^{-5}
L1-90	1.39×10^{-5}	3.45×10^{-2}	4.08×10^{-4}
L2-0A	1.92×10^{-5}	8.28×10^{-2}	4.44×10^{-3}
L2-0B	1.21×10^{-5}	1.86×10^{-2}	4.18×10^{-3}
L1-0	3.14×10^{-6}	9.07×10^{-3}	4.97×10^{-4}

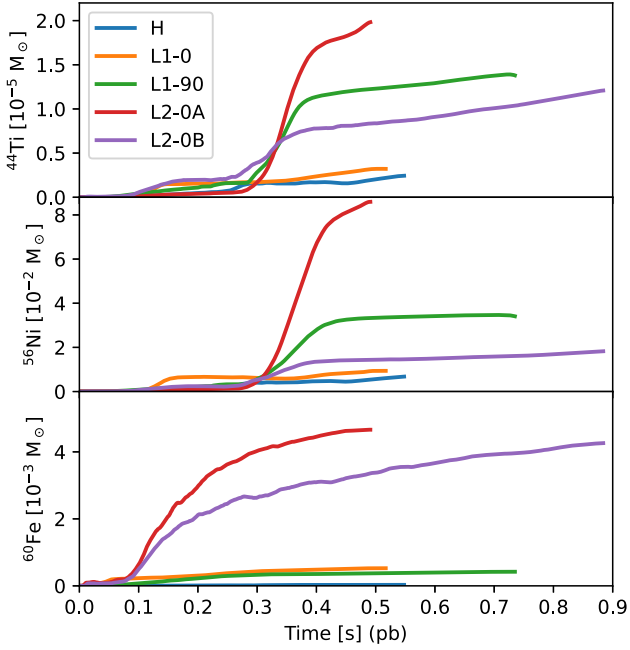


Figure 4. Ejected mass of unstable nuclei. From top to bottom, the panels show the ejected mass of ^{44}Ti , ^{56}Ni , and ^{60}Fe , respectively.

SN1987A ($5.5 \cdot 10^{-5} M_{\odot}$; Seitenzahl, Timmes & Magkotsios 2014) or Cas A ($1.3 \times 10^{-4} M_{\odot}$, Wang & Li 2016). At first glance, it seems interesting that the most extreme models [model without magnetic field (H) and the one hosting a large-scale dipole (L1-0)] produce similar amount of ^{44}Ti . ^{44}Ti needs close to symmetric matter (i.e. $Y_e \sim 0.5$ and favourably high entropies connected to an α -rich freezeout, see e.g. Magkotsios, Timmes & Wiescher 2011) to be synthesized and only a small amount of the ejecta in L1-0 reaches these condition as it is dominated by neutron-rich matter. The other extreme model, H, ejects mainly symmetric matter however the total unbound mass is smaller at the end of the simulation, see Table 1.

The amount of ^{56}Ni falls within the range $\sim 6 \times 10^{-3} - 8 \times 10^{-2} M_{\odot}$ which is consistent with CC-SNe observations (cf. $7 \times 10^{-2} M_{\odot}$, Seitenzahl et al. 2014, for SN1987A), but also most likely will continue to grow with increasing simulation time (Fig. 4). As in the case of the synthesized ^{44}Ti , also for ^{56}Ni we find a larger amount in models L1-90, L2-0A, and L2-0B (Fig. 4). The fact that this trend is analogous to the one found for ^{44}Ti can be explained by the similar formation conditions of ^{44}Ti and ^{56}Ni (both require $Y_e \sim 0.5$). The amount of ejected ^{56}Ni is especially large in model L2-0A, hosting a quadrupolar magnetic field aligned with the rotational

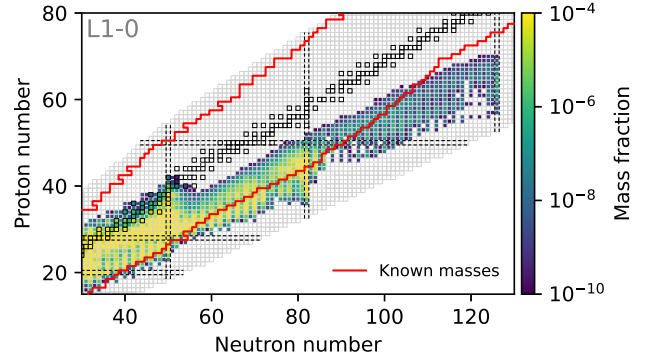


Figure 5. Mass fractions at the end of the simulation of model L1-0 ($t_{f,\text{pb}} = 0.525$ s) in the nuclear chart. Shown is the weighted average of all calculated tracers. Experimentally measured nuclear masses lie in the region between the two diagonal (red) lines (Tuli 2011). Magic numbers are indicated as dashed lines.

axis. This model explodes more spherical than the models L2-0B and L1-0 (Fig. 1) and most of the (hot, i.e. $T > 5$ GK) ejected matter is symmetric. This can be explained by the shock being energetic enough to unbound the matter in the equatorial region before the electron fraction gets majorly altered from its initial symmetric value stemming from the progenitor. At the same time, this model is ejecting a larger amount of matter than model H and L1-90 (Table 1). Notably, this leads also to a around twice as large ejection of ^{56}Ni compared to the other quadrupole model with a more approximate gravitational treatment (L2-0B).

In comparison to the results from model of Reichert et al. (2023b) at $t_{\text{pb}} \approx 0.4$ s, model L1-0 produces about one order of magnitude less ^{56}Ni suggesting that the existence of a toroidal component of the magnetic field in the stellar progenitor has also a significant effect on the supernova light curve of the event that is powered by the decay of ^{56}Ni . Whether this is a robust feature in the absence of toroidal fields or a statistical feature of the models has to be proven with additional simulations. Within existing literature, Nishimura et al. (2017) reported a low amount of ejected ^{56}Ni (see their fig. 5), also not assuming an initial toroidal field. This is consistent with our findings.

The overabundance of ^{60}Fe in models with magnetic fields (in comparison to the H model) is remarkable. Quadrupolar magnetic fields in the progenitor may boost the production of this element by more than two orders of magnitude with respect to the purely hydrodynamic model. Comparing the yields of model L1-0 with the ones of model S of Reichert et al. (2023b), the latter produces about 10 times more ^{60}Fe . This is a direct consequence of having more ejected mass with electron fractions of ~ 0.43 in model S ($\sim 5.1 \times 10^{-3}$ and $\sim 1.8 \times 10^{-2} M_{\odot}$ for ejecta with $0.42 < Y_e < 0.44$ at 7 GK and $t_{\text{pb}} = 0.525$ s for models L1-0 and S, respectively) as ^{60}Fe is dominantly produced in these conditions. Thus, we consider initial toroidal fields as very important for the production of ^{60}Fe . We note that the amount of ^{60}Fe discussed here does not include the contribution that is synthesized during stellar evolution (e.g. Diehl et al. 2021). This could be the dominant contribution to ^{60}Fe for all of our models (see Reichert et al. 2023b, for a more detailed discussion).

In total, the effect of the initial magnetic field topology is as important as the field strength itself (cf. Reichert et al. 2023b). For the large field strength assumed here, we at least synthesize elements up to the second r -process peak ($A \sim 130$).

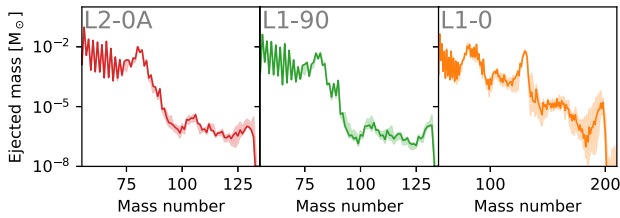


Figure 6. Ejected mass using seven different sets of nuclear masses for the calculation of (n, γ) and (γ, n) reaction rates (see the text). Shaded regions indicate the maximum and minimum yield. Solid lines indicate the median of all yields. The different panels show models L2-0A, L1-90, and L1-0. Note that the range of the mass number differs in the right-hand panel compared to the other ones.

3.2 The impact of nuclear physic uncertainties

Besides changes in the magnetic field topology, there is also an uncertainty coming from the nuclear physics. In the following, we investigate the variance of the results coming from these uncertainties. This spans the impact of unknown nuclear masses, β^- -decay half-lives and β^- -delayed neutron emission probabilities, neutrino reactions, and nuclear energy generation that can feedback on the temperature. We do not investigate the impact of fission reactions and fragments because none of our models is sufficiently neutron-rich for fission to play a significant role, and we therefore ignore the related uncertainties. Within this section, we will change individual nuclear inputs and compare the difference to the yields that we presented in the last section. Since model L2-0B is similar to the yields of models L1-90 and L2-0A and includes a more approximate gravitational potential, we exclude this model from the following analysis.

3.2.1 The impact of nuclear masses

First, we will discuss the impact of using different mass models for calculating (n, γ) and (γ, n) reaction rates. Following Martin et al. (2016), we use same masses and calculated rates. The underlying nuclear masses were originally from Eler et al. (2012) and include six different energy density functionals,¹ SKM* (Bartel et al. 1982), SkP (Dobaczewski, Flocard & Treiner 1984), SLy4 (Chabanat et al. 1998), SV-min (Klüpfel et al. 2009), UNEDF0 (Kortelainen et al. 2010), and UNEDF1 (Kortelainen et al. 2012). The nuclear masses are critical for r -process calculations as a $(n, \gamma) - (\gamma, n)$ equilibrium is established and the path is determined by the neutron separation energies (Kratz et al. 1993). We only consider the nuclear mass variations in the calculation of (n, γ) and (γ, n) reactions as this has the largest impact.

For our conditions, the impact of nuclear masses on the synthesis of heavy elements is therefore fairly small. As illustrated in Fig. 5, the nucleosynthetic flow of the most neutron-rich model, L1-0, moves along nuclei with experimentally known masses. Most of the nucleosynthetic flow is located in a region of known nuclear masses (Tuli 2011, region between the red lines). However, matter is located outside this region for the second and third r -process peaks at the neutron magic numbers 82 and 126 (indicated as black dashed lines). Therefore, the impact of the underlying density functional theory (DFT) masses is most visible around the peaks (Fig. 6), where the largest error can be seen at the third r -process peak. This is in qualitative agreement with the results presented in Martin et al.

¹ Access via <http://massexplorer.frib.msu.edu/>

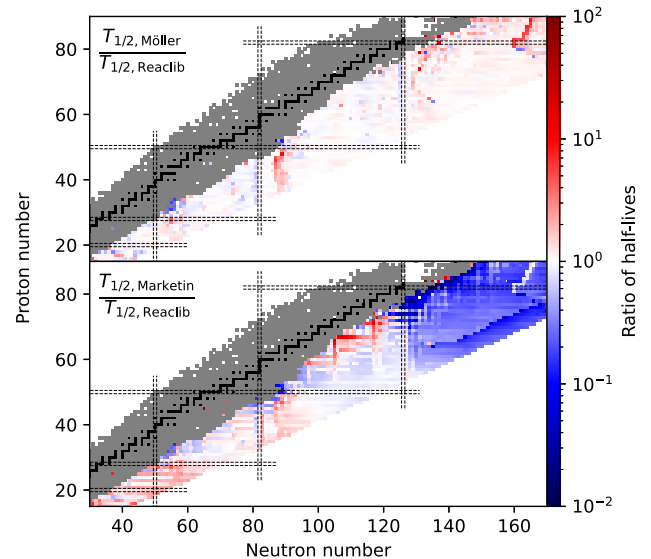


Figure 7. Ratios of β^- -decay half-lives for Möller et al. (2019) and Marketin et al. (2016) with respect to the half-lives included in the JINA REACLIB that mostly originate from Möller et al. (2003). Smaller values (blue rectangles) of the half-life ratios indicate faster decays compared to the ones included in the JINA REACLIB, and larger values (red rectangles) indicate slower decays. Experimentally determined β^- -decays are shown as grey rectangles, stable nuclei as black rectangles. The magic numbers are plotted as horizontal and vertical dashed lines.

(2016). A couple of considerations have to be taken into account here to compare our results to the ones of Martin et al. (2016). First, they used a single trajectory from Winteler et al. (2012), while our Fig. 6 displays the cumulative results of ~ 2000 trajectories. Second, the simulation of Winteler et al. (2012) was run for less than 40 ms post-bounce, while our L1-0 model has been run for ~ 0.5 s post-bounce. In contrast to Winteler et al. (2012), the simulations here include improved neutrino transport and this leads to less neutron-rich conditions. Therefore, the new estimates presented here represent a major improvement.

In contrast to Winteler et al. (2012), the simulations here host much less neutron-rich conditions due to the improved neutrino transport in the underlying neutrino-MHD simulations. So we consider our estimates here a major improvement compared to the results presented in the aforementioned studies.

3.2.2 The impact of β^- -decay half-lives and β^- -delayed neutron emission probabilities

Beta decays set the speed of the r -process determining how fast and how much matter is moved towards heavier nuclei (see e.g. Hosmer et al. 2010; Madurga et al. 2012; Eichler et al. 2015; Lund et al. 2023). Here, we replaced the β^- -decays of the REACLIB (originating from Möller, Pfeiffer & Kratz 2003) with the ones of Marketin, Huther & Martínez-Pinedo (2016) and Möller et al. (2019). Hereby, we ensured that we only replace decays that are not experimentally known. The different half-lives are shown in Fig. 7. In addition, the channels of the decay can differ, as a β^- -decay may be ensued by the release of several neutrons. This gets increasingly important close to the neutron-drip line. All three sets of β^- -decays that we use here predict a different amount of β^- -delayed neutrons. Within the JINA-REACLIB, at most 2 neutrons can be emitted, within Marketin et al. (2016) a maximum of 5, and within Möller et al. (2019) a

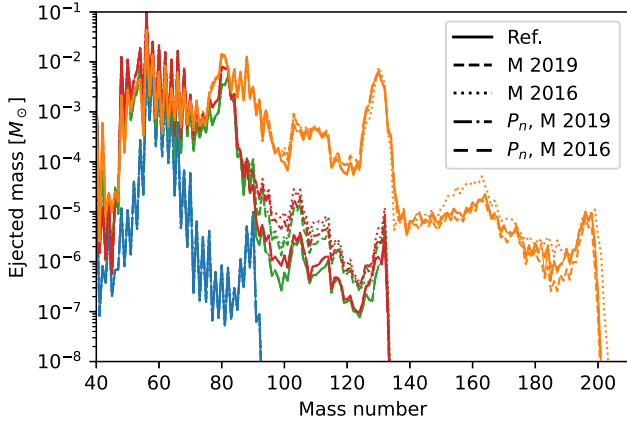


Figure 8. Ejected masses for different β^- -decays indicated by the line style. The different colours indicate the models, H (blue), L2-0A (red), L1-90 (green), and L1-0 (orange) using the same color scheme as Fig. 2. The reference (Ref., straight lines) includes β^- -decays from the JINA-REACLIB (Cyburt et al. 2010). Results with β^- -decays from Möller et al. (2019) are shown as short dashed lines, with decays from Marketin et al. (2016) as dotted lines. Additionally, results for β^- -decays with half-lives as in the JINA-REACLIB, but β^- -delayed neutron emission probabilities of Möller et al. (2019) and Marketin et al. (2016) are shown as dashed-dotted and long dashed lines, respectively. These lines are so close to the reference (Ref.) that they are not visible.

maximum of 10. We note that not only the maximum amount of neutrons differs, but more strikingly the average amount of ejected neutrons per decay.

Fig. 8 shows the impact of the different decay rates. While models H and L1-0 show only slight deviations for the different rates, the remaining magnetized models L1-90 and L2-0A show an increased yield for elements with masses $90 \lesssim A \lesssim 130$ (of less than one order of magnitude).

To disentangle the contribution of different half-lives from the contribution of different β^- -delayed neutron emission probabilities, we calculated all models with the half-lives from the JINA-REACLIB, but using the probabilities for n β^- -delayed neutrons P_n of Marketin et al. (2016) and Möller et al. (2019). It turns out that the impact of β^- -delayed neutrons is negligible for our models (Fig. 8).

The difference of the abundances is mainly due to the shorter half-lives (blue rectangles in Fig. 7) in the region of $51 < N < 59$ and $29 < Z < 35$. It was already shown in, for example, Eichler et al. (2015) that faster β^- -decays lead to a faster flux and therefore can lead to a larger amount of heavier elements. Furthermore, β^- -decays are very important close to the neutron shell closures (e.g. $N \sim 50, 82$, or 126). The half-lives in these regions are similar for Marketin et al. (2016) and Möller et al. (2019), but around one order of magnitude smaller than the one of Möller et al. (2003) that are included in the JINA-REACLIB. Therefore, the effect on the abundances is similar for both rate tables, Marketin et al. (2016) and Möller et al. (2019). The uncertainty of these decays may greatly reduce when new half-lives in this region become available (e.g. Madurga et al. 2012; Hall et al. 2021; Phong et al. 2022; Yokoyama et al. 2023).

3.2.3 The impact of neutrino reactions

Neutrinos can have a major impact on the nucleosynthetic yields, as charged-current reactions can modify the neutron-richness of the

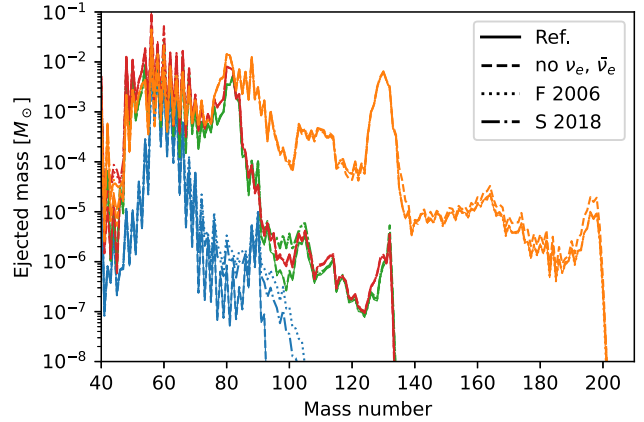


Figure 9. Ejected masses for different neutrino treatments indicated by the line style. The different colours indicate the models, H (blue), L2-0A (red), L1-90 (green), and L1-0 (orange) using the same color scheme as Fig. 2. The reference (Ref., solid lines) includes neutrino reactions on nucleons only, no neutrino reactions are shown as dashed lines, dotted lines indicate neutrino reactions on nucleons and charged-current reactions on heavier nuclei as in Fröhlich et al. (2006), and dashed dotted lines show the result with neutrino reactions on nucleons and charged-current reactions on heavier nuclei as in Sieverding et al. (2018). For models L1-0 and L2-0A, the reference run lies on top of the calculations including neutrino reactions on heavier nuclei.

matter. We calculated the abundances of all models, saved L2-0B, for four different treatments of neutrinos. This includes charged-current neutrino reactions only on nucleons, no neutrino reactions, charged-current reactions on nucleons and heavier nuclei as in Fröhlich et al. (2006), and the same reactions with rate tables from Sieverding et al. (2018). We stress that when changing or turning off the neutrino reactions, we only do this for the tracers after they reach a temperature of 7 GK. The nucleosynthesis calculation nevertheless starts with an initial electron fraction that is taken from the simulation at 7 GK and that includes the neutrino treatment that was used in the neutrino-MHD simulation (i.e. using the M1 transport scheme with a simplified treatment of neutrino charged-current reactions on heavy nuclei as described in Cernohorsky & van Weert 1992 or Bruenn 1985).

The impact of the different neutrino reaction rates can be seen in Fig. 9. Model H shows a sensitivity on neutrino reactions on heavy nuclei in a region around mass numbers of $80 \lesssim A \lesssim 100$. Hereby, the rate tables of Fröhlich et al. (2006) and Sieverding et al. (2018) lead to similar results. This shows that the additional channels of the rates of Sieverding et al. (2018) which include charged-current reactions with an additional ejection of neutrons, protons, or alpha particles are not too relevant for our conditions. While model L2-0A is rather insensitive to the changes in neutrino reactions, model L1-90 also shows an increase of the abundance of elements with masses around $A \sim 100$. Interestingly, model L1-0 only shows a minor sensitivity to neutrino reactions. In fact, there is only a slight difference visible between taking neutrino reactions into account and not considering any neutrino reactions (dashed line in Fig. 9). Within the simulation, the neutrino properties are such that they usually increase the electron fraction. Therefore, without neutrino reactions in the network, we get slightly more neutron-rich material which manifests in an increased amount of ejected third r -process peak material. The effect is nevertheless small as most neutron-rich matter is ejected early on and fast. So fast, that the neutrinos only play a minor role as the electron fraction was already set at higher

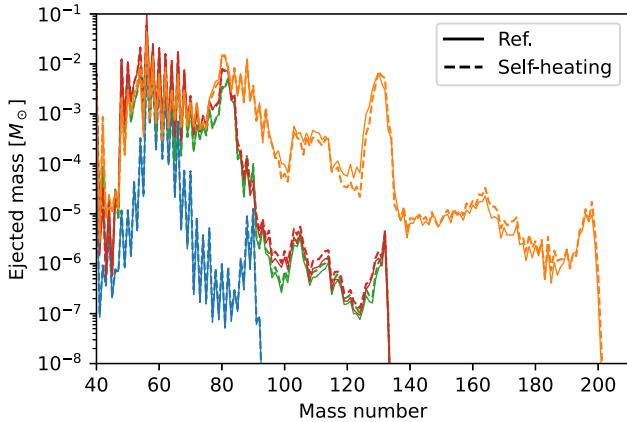


Figure 10. Impact of self-heating. Shown are the ejected masses of model H (blue), L1-90 (green), L2-0A (red), and L1-0 (orange) as a function of mass number using the same color scheme as Fig. 2. The reference calculations without self-heating taken into account are the solid lines, identical to those in Fig. 2. Self-heating marginally effects model L1-0, while other models are rather insensitive.

temperatures ($T > 7$ GK, i.e. before we start the nucleosynthesis calculation).

3.2.4 The impact of nuclear energy

Energy released by nuclear reactions has a feedback on the temperature of the surrounding matter. While the tracers track the temperature within the simulation, we can also post-process the temperature. For this, we use an approach as described in, for example, Müller (1986), Lippuner et al. (2017) or Reichert et al. (2023a). From the first law of thermodynamics, one can derive

$$\Delta S = -\frac{1}{k_B T} \sum_i (\mu_i + Z_i \mu_e) \Delta Y_i - \dot{q}. \quad (5)$$

Hereby, S is the entropy, T the temperature, μ_i the chemical potential of nucleus i , Z_i its proton number, μ_e the chemical potential of the electron, and ΔY the abundance change within the time-step. The energy added and lost by the system is included in \dot{q} . Here, we assume that energy is lost in form of neutrinos by using the tabulation of Langanke & Martínez-Pinedo (2001) for theoretical weak rates, a table of average neutrino energies from β^- -decays from experimentally known decays that we extract from the evaluated nuclear structure data file (ENSDF) database (Brown et al. 2018). If a decay is not included in either of the tables, we assume that 40 per cent of the Q -value of the reaction is released in form of neutrinos (as e.g. suggested by the tables of Marketin et al. 2016). Of minor importance, we include the energy loss of thermal neutrinos with the parametrization of Itoh et al. (1996). Additionally, we include that energy can enter the system via neutrino reactions on nucleons where we assume that the average energy of the absorbed neutrino is added. Self-heating as described here has the advantage that the temperature includes feedback from the nuclear reactions. Furthermore, it can cure uncertainties within the tracer particle integration by connecting the density to a physical meaningful temperature. On the other hand, we are neglecting non-adiabatic effects that could come from shocks.

For all models, we observe a negligible effect from nuclear heating on the abundance pattern (Fig. 10). This is reassuring as it indicates that our tracer particle integration is reliable. Furthermore, it shows that the dynamics is not majorly impacted by nuclear reactions. The

largest, even though still small, impact can be seen in model L1-0. This is also expected, as heating by β^- -decays happens for the involved neutron-richness in model L1-0 at small timescales that are not negligible compared to the simulation time. Such effects could only be included in the MHD simulations by the incorporation of a large network with thousands of nuclei, given the neutron-richness involved. This is nowadays not feasible and at most reaction networks with at most a couple of hundreds nuclei have been included into simulations (e.g. Harris et al. 2017; Sandoval et al. 2021; Navó et al. 2023).

4 IMPLICATIONS FROM OBSERVATIONS

When comparing theoretical yields with observations of abundances of elements in stellar atmospheres, one has to be aware of several factors that may influence this comparison, that is,

(i) *Progenitor and explosion models.* The astrophysical uncertainties that arise through physical approximations employed in the modelling of progenitors and in MHD simulations. Among these astrophysical uncertainties we single out the magnetic field strength (as investigated in e.g. Nishimura et al. 2017; Reichert et al. 2023b), the orientation of the magnetic field relative to the rotational axis (as investigated here and in Halevi & Mösta 2018), and the magnetic field topology. Furthermore, independent of uncertainties, different properties of the progenitor such as masses or metallicities may lead to different nucleosynthetic outcomes.

(ii) *Nuclear physics.* The nuclear physics input have been discussed in the previous section. Compared to the astrophysical uncertainties they are comparably small as our models do not reach very neutron-rich conditions and the nucleosynthesis path therefore moves along nuclei with experimentally known masses.

(iii) *Observations of stellar atmospheres* The uncertainties and constraints that arise when observing stellar atmospheres. The observation of some elements can have large uncertainties due to assumptions for the stellar atmosphere, such as local thermodynamic equilibrium or restricting them to spherical symmetry (e.g. Castelli & Kurucz 2003). Additionally, the atomic physics properties of some transitions may have not been experimentally precisely measured, further increasing the error of the abundances (e.g. Gray 2005). Even worse, some elements are not observable due to unfavourable atomic properties and could only be detected in a wavelength range that is disturbed by Earth's atmosphere, making it necessary to observe them with telescopes that are located in space. This vastly decreases the amount of detections and, therefore, decreases the amount of available data (see top panel and background colours in the lower panel of Fig. 11).

After summarizing these three sources of uncertainties and variations in the calculated and observed abundances, we want to discuss the potential of MR-SN to account for the variability found in observed abundances. Elemental r -process abundances of the oldest stars show two characteristic trends represented by the two stars in Fig. 11. There are stars with high and low enrichment of heavy elements from second to third peak relative to first peak (Sr-Y-Zr, Qian & Wasserburg 2001,2007; Aoki et al. 2005; Roederer et al. 2010; Hansen, Montes & Arcones 2014). Those with high abundances for heavy r -process elements present also a robust pattern, namely the relative scale of abundances are the same in all those stars and in the solar system (e.g. Sneden, Cowan & Lawler 2003; Sneden, Cowan & Gallino 2008; Roederer et al. 2018). However, for lighter heavy elements between Sr and Ag the pattern is less robust. This together with the observation of stars with

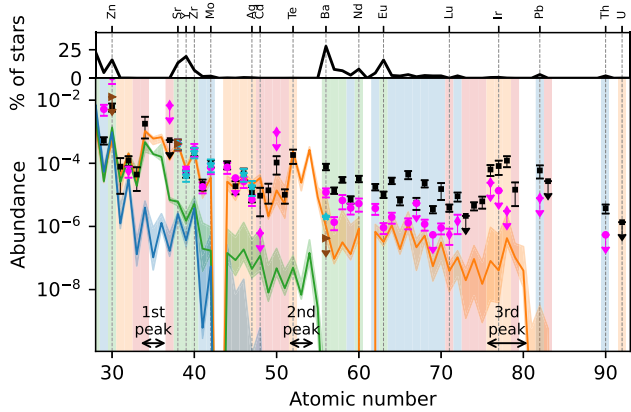


Figure 11. Upper panel: percentage of observations per element according to the SAGA database, adding the detections of the star HD 222925. Dashed vertical lines show specific elements as indicated at the top of the plot. Lower panel: median abundances of all previous calculations of the models H (blue line), L1-90 (green line), and L1-0 (orange line) versus atomic number using the same color scheme as Fig. 2. Shaded bands around the lines give the maximum and minimum yield of the calculations outlined in the previous section. Hereby, we include all variations with the exception of the calculations with no included neutrino reactions. Black squares indicate abundances of the r -process enhanced star HD 222 925 (Roederer et al. 2022), magenta circles the star HD 122 563 from Honda et al. (2007) with additional values of Roederer et al. (2012) indicated by magenta diamonds. Cyan stars and brown triangles indicate the stars CS22897-008 from Spite et al. (2018) and HE0109-4510 from Hansen et al. (2015), respectively. All stars are normalized to the abundance of Sr ($Z = 38$) of model L1-0. Upper limits are indicated with a downwards pointing arrow. The background colours indicate different percentages of observations (out of a total of $\sim 19\,500$ stars) as shown in the upper panel: green indicates more than 5 percent, blue more than 1 per cent, orange more than one observation, red exactly one observation, and white no observation at all. This gives an estimate on how easy it is to observe a certain element. The arrows at the bottom of the lower panel indicate the regions of the first, second, and third r -process peak.

low enrichment of heavy r -process indicates that there may be an additional contribution to those elements from another astrophysical site(s). Such an additional contribution was discussed by Qian & Wasserburg (2001) and Travaglio et al. (2004) who called it LEPP (lighter element primary process). There has been several suggestions about an extra astrophysical site to produce elements between Sr and Ag in addition to the r - and s -processes (Montes et al. 2007): fast rotating stars (e.g. Frischknecht, Hirschi & Thielemann 2012; Frischknecht et al. 2016), neutrino-driven supernova (e.g. Arcones & Montes 2011; Hansen et al. 2014; Bliss, Arcones & Qian 2018; Witt et al. 2021; Wang & Burrows 2023; Sieverding, Kresse & Janka 2023b), neutrino-driven winds after neutron star mergers (e.g. Martin et al. 2015; Fujibayashi et al. 2017).

Our results show that MR-SNe could also contribute to the production of lighter heavy elements and explain the variations found in the observed abundances. Moreover, they may explain the stars with low abundance of heavy r -process elements. When comparing the yields to strong r -process enhanced stars like HD 222 925 (Roederer et al. 2022, black squares in Fig. 11) it becomes clear that even in the very optimistic case of an aligned dipole we can not reproduce the abundances for elements heavier than Barium ($Z = 56$). Also in the case of an only slightly r -process enriched star, HD 122 563 (Honda et al. 2007, magenta circles in Fig. 11), heavy elements are under-produced. This underproduction of heavy r -process elements compared to lighter ones (between Sr and Ag) is a

common problem in MR-SNe (see also e.g. Ekanger, Bhattacharya & Horiuchi 2023, for a discussion). This may be enhanced when considering longer simulation times because at late times the production of heavy elements is negligible while lighter heavy elements are still synthesized (see the continuous ejection of material with $Y_e \lesssim 0.45$ in Fig. 3 and the discussion in Reichert et al. 2023b). If stars like HD 122 563 are indeed carrying the nucleosynthetic fingerprints of MR-SNe, there should be a mechanism that prevents a further ejection of neutron-rich matter at later times (see Fig. 3), that is, fallback or earlier black hole formation. We also want to note that the potential for a postponed formation of a collapsar could result in an additional ejection of r -process material. The question of whether this phenomenon would bring the ejected material closer to resembling the pattern observed in robust r -process stars like CS22897-008, or exacerbate the issue of overproduction of lighter heavy elements, remains a subject of ongoing research (see e.g. Siegel et al. 2019; Miller et al. 2020).

An interesting result from MR-SNe nucleosynthesis is the variability of both: abundance pattern of lighter heavy elements and relative abundance between lighter and heavy r -process elements. It is well known that the production of heavy elements ($A > 100$) in supernova explosions displays a (possibly non-monotonic) dependence on the magnetic field strength (Nishimura et al. 2015, 2017; Reichert et al. 2021a, 2023b). Studying the impact on the nucleosynthesis due to a variation of the magnetic field strength is motivated by the recognition that the strength of the magnetic field can undergo variation and amplification due to processes such as the MRI (Reboul-Salze et al. 2021, 2022) or PNS convection (Raynaud et al. 2020). Here, we have shown that also the topology of the magnetic field leads to a substantial scatter in the abundance pattern. In nature, there most likely exist a variety of magnetic field strengths and magnetic field topologies. Even for the same stellar progenitor (i.e. same mass, initial composition, and rotational properties), stellar evolution models predict a variety of pre-supernova end-points. The source of that variability is largely owed to the 1D modelling of the secular stellar evolution, which necessarily includes approximations for intrinsically multidimensional phenomena, for example, convection, turbulence, the transport of angular momentum, the development of MHD instabilities, etc. But even a (nowadays impractical) multidimensional modelling would hardly be fully deterministic regarding the properties of the magnetic field, since some physics may induce a stochastic variance in the results (for instance, the turbulence). Considering various possible realizations of the magnetic field strength and topology of the same stellar progenitor of MR-SNe is useful to understand how much of the observed scattering in the distribution of abundances in r -process enriched stars could be attributed to that particular property of massive stars. Naturally, there are other sources of potential scattering in the nucleosynthetic yields, among which the various masses and metallicities of the stellar progenitors can be of utmost importance. Here, we find that the scattering of abundance patterns in r -process enriched stars can be fully covered up to the second r -process peak by the degree with which the initial magnetic field resembles that of an aligned dipole. Beyond the second r -process peak, topological changes in the poloidal magnetic field may only account for the observed abundances of moderately r -process enriched stars up to $Z \sim 75$ (neglecting the potential for a delayed formation of a collapsar).

5 CONCLUSIONS AND DISCUSSIONS

We investigated the nucleosynthesis of five state-of-the-art 3D CC-SNe models with rapid rotation. One model did not host any magnetic

field and was calculated as a reference, while the four other models hosted the same strong magnetic field strength, but different topology. Considering variations in the magnetic topology aims at addressing the uncertainties that surround the astrophysical origin of such fields. They have to do with the approximations necessary to obtain a model of a massive star at the brink of collapse, foremost of which is the 1D treatment of stellar evolution. Moreover, the action of dynamo processes within the central PNS during the onset of the explosion can lead to the amplification of magnetic fields up to magnetar-like strength with complex spatial structure and time variability (Raynaud et al. 2020; Reboul-Salze et al. 2022). All these factors make the field topology very uncertain. For the first time, we investigated the nucleosynthetic yields of models that have a magnetic field configuration not dominated by a dipole. Among the topologies explored, we include, quadrupolar fields aligned with the rotational axis, and a dipolar field perpendicular to the rotational axis. We obtain a large variety of possible ejecta compositions leading from compositions dominated by iron for the model without magnetic fields (model H), to the models with a quadrupolar field and a tilted dipole that eject elements of the second r -process peak ($A \sim 130$), to the most optimistic case of a large scale dipole that hosts elements up to the third r -process peak, even though in a reduced amount ($M(A \geq 180) \sim 6 \times 10^{-5} M_{\odot}$).

In comparison to a similar model (model S) whose nucleosynthesis was investigated in Reichert et al. (2023b), the here presented large-scale dipole model L1-0 hosts slightly more neutron-rich conditions. This difference is visible in an increased ejecta mass of elements heavier than the second r -process peak. The only difference between these two models is the initial toroidal magnetic field (and therefore the imposed total magnetic energy). This shows that even if toroidal fields are created during the 3D dynamical evolution post-collapse Bugli et al. (2021), the nucleosynthetic yields can be sensitive to their strength in the pre-supernova (initial) model. In other words, the dynamical evolution of the explosion does not (totally) erase the initial conditions at the brink of collapse. Our comparison suggests that pre-collapse toroidal fields can affect not only the overall abundance of r -process nuclei, but also the amount of unstable nuclei such as ^{56}Ni . This finding can explain previously reported low ^{56}Ni yields within MR-SNe (e.g. Nishimura et al. 2017).

In our models of MR-SNe, we observe conditions that are moderately neutron-rich. As a result, the nucleosynthetic path follows a trajectory within a region where nuclear masses have either already been experimentally measured or are on the cusp of being measured. This observation is encouraging, as it suggests that future experiments hold the potential to further reduce uncertainties in nuclear physics.

We systematically explored the sensitivity of abundance patterns using seven distinct nuclear mass models. Our models of MR-SNe depict moderately neutron-rich conditions, placing the nucleosynthetic path within a region where nuclear masses have already been experimentally measured or are poised for measurement. This prospect is encouraging, as it suggests that upcoming experiments have the potential to further mitigate uncertainties in nuclear physics.

We have also shown that different β^- -decay rates have only a minor impact on the final composition. In total, we tested the effect of three different sets of β^- -decays and β^- -delayed neutron emission probabilities from Möller et al. (2003, 2019), and Marketin et al. (2016). While the different probabilities for β^- -delayed neutrons did not change the ejecta composition, the different half-lives impacted the models with a quadrupolar field and a 90° tilted dipole. Within these models, the ejecta composed of elements with mass numbers of $90 < A < 130$ get slightly enhanced. This enhancement is caused

by the differing half-lives of nuclei with $51 < N < 59$. Compared to Möller et al. (2003), the half-lives of the rate tables of Möller et al. (2019) and Marketin et al. (2016) are shorter in this region, which allows for a quicker development of the nucleosynthetic flow that ultimately leads to an increase of heavier elements in the ejecta.

When investigating the impact of neutrino reactions, it has to be kept in mind that our post-processing procedure starts when the trajectories fall below 7 GK. At this temperature, the network starts with the electron fraction given by the simulation, which already contains a certain treatment of neutrino reactions. Nevertheless, we were able to show that charged-current neutrino reactions on heavier nuclei (i.e. not nucleons) can increase the ejecta of elements with $A > 90$ in the case where no magnetic fields are present (model H).

Our models lack the necessary neutron richness to facilitate the synthesis of elements undergoing fission. Consequently, the considerable uncertainties associated with the calculation of fission reactions and fragment distributions do not influence any of our results.

When including feedback of the nuclear energy to the temperature (what we have referred to as self-heating), we only observed a minor dependence of the nuclear energy on the ejected yields for all our models. This underlines that the MHD simulation already assembles the most important ingredients for determining the temperature.

Another source of uncertainty is of numerical origin. Longer post-collapse evolution may foster conditions for the generation of heavy elements, for example, significantly increasing the entropy in the jetted ejecta (Reichert et al. 2023b). Intrinsic to the discretization of the problem to make it amenable to numerical treatment, are the effects (numerically) produced by dynamics happening at scales of about the grid resolution. Although our models rely on very high order numerical methods, a higher resolution will be needed in the future. That will help to disentangle whether only changes in the initial poloidal magnetic field may allow for a robust production of r -process nuclei. The alternative possibility is that dynamo processes in the post-collapse evolution very rapidly create strong enough fields to produce a similar effect. The latter may demand significantly larger numerical resolution than we can currently afford.

When comparing the ejecta composition with the abundances in the stellar atmosphere of old r -process enriched stars, it becomes clear that even our most optimistic model L1-0 is not agreeing well with strongly r -process enriched stars. However, it may be a candidate to explain less r -process enriched stars, so called Honda-type (or limited- r) stars (see also, e.g. Farouqi et al. 2022; Saraf et al. 2023, for a discussion). Furthermore, irrespective of variations in progenitor masses or metallicities, the diversity of ejecta compositions arising from different realizations of magnetic field strength and topology within a single pre-supernova model offers a plausible account for abundance variations preceding the second r -process peak. The observed variation in lighter heavy elements, extending up to strontium or silver, has been previously highlighted in the literature (LEPP). Here, we demonstrated that MR-SNe could naturally offer a viable explanation for the presence and scatter of lighter heavy elements in the early Universe.

The large variety of yields obtained here may also pose a major challenge to galactic chemical evolution models. Our results indicate that these calculations, if considering MR-SNe as sources for r -process elements, should consider distributions of magnetic field strengths, magnetic field configurations, and magnetic field orientations. The yields are therefore not only dependent on the mass and metallicity of the progenitor (i.e. pre-supernova) star, but also on the details of the magnetic field. This should be incorporated into Galactic chemical evolution models in order to accurately describe the evolution of heavy elements in the early universe. This may not be

feasible in the near future, since also not enough theoretical models and nucleosynthetic yields exist yet.

In this paper, we have taken another step to provide theoretical constraints that distinguish magnetorotational from ordinary SNe or neutron-star mergers as sources of heavy elements in the Universe. The uncertainties in the models (of various origins) provide a variegated landscape of abundance patterns. That motivates us to continue our endeavour of producing further and more sophisticated numerical models whose observational signatures (nucleosynthesis patterns are one of them) permit deciphering whether observed SNe are driven magnetorotationally or otherwise.

ACKNOWLEDGEMENTS

We thank D. Martin for providing rate tables of neutron capture reactions. Furthermore, we want to thank A. Tolosa-Delgado for useful discussions. MR acknowledges support from the Juan de la Cierva programme (FJC2021-046688-I). MO acknowledges support from the Spanish Ministry of Science, Innovation and Universities via the Ramón y Cajal programme (RYC2018-024938-I). Furthermore, MR, MAA, and MO acknowledge support from grant PID2021-127495NB-I00, funded by MCIN/AEI/10.13039/501100011033 and by the European Union ‘NextGenerationEU’ as well as ‘ESF Investing in your future’. Additionally, they acknowledge support from the Astrophysics and High Energy Physics programme of the Generalitat Valenciana ASFAE/2022/026 funded by MCIN and the European Union NextGenerationEU (PRTR-C17.I1) as well as support from the Prometeo excellence programme grant CIPROM/2022/13 funded by the Generalitat Valenciana. MB and JG acknowledge support by the European Research Council (MagBURST grant 715368). AA acknowledges support by the Deutsche Forschungsgemeinschaft (DFG, German Research Foundation) – project-ID 279384907 – SFB 1245 and the State of Hessen within the Research Cluster ELEMENTS (project ID 500/10.006). Part of the numerical calculations have been carried out at the TGCC on the Irene supercomputer and IDRIS on the Jean-Zay supercomputer (DARI projects A0090410317, A0110410317, and A0130410317). Furthermore we acknowledge support of computational resources on the HPC Lluisvives of the Servei d’Informàtica of the University of Valencia (financed by the FEDER funds for Scientific Infrastructures; IDIFEDER-2018-063). This project has received funding from the European Union’s Horizon Europe research and innovation programme under the Marie Skłodowska-Curie grant agreement no. 101064953 (GR-PLUTO).

DATA AVAILABILITY

Produced data within this manuscript will be shared on reasonable request to the corresponding author.

REFERENCES

Abbott B. P. et al., 2017, *Phys. Rev. Lett.*, 119, 161101
 Aloy M. Á., Obergaulinger M., 2021, *MNRAS*, 500, 4365
 Aoki W. et al., 2005, *ApJ*, 632, 611
 Arcones A., Montes F., 2011, *ApJ*, 731, 5
 Arcones A., Thielemann F.-K., 2023, *A&AR*, 31, 1
 Argast D., Samland M., Thielemann F. K., Qian Y. Z., 2004, *A&A*, 416, 997
 Arnould M., Goriely S., Takahashi K., 2007, *Phys. Rep.*, 450, 97
 Barnes J., Metzger B. D., 2022, *ApJ*, 939, L29
 Bartel J., Quentin P., Brack M., Guet C., Häkansson H. B., 1982, *Nucl. Phys. A*, 386, 79
 Bilous A. V. et al., 2019, *ApJ*, 887, L23
 Bliss J., Arcones A., Qian Y. Z., 2018, *ApJ*, 866, 105

Brown D. et al., 2018, *Nucl. Data Sheets*, 148, 1
 Bruenn S. W., 1985, *ApJS*, 58, 771
 Bugli M., Guilet J., Obergaulinger M., Cerdá-Durán P., Aloy M. A., 2020, *MNRAS*, 492, 58
 Bugli M., Guilet J., Obergaulinger M., 2021, *MNRAS*, 507, 443
 Bugli M., Guilet J., Foglizzo T., Obergaulinger M., 2023, *MNRAS*, 520, 5622
 Burrows A., Reddy S., Thompson T. A., 2006, *Nucl. Phys. A*, 777, 356
 Burrows A., Dessart L., Livne E., Ott C. D., Murphy J., 2007, *ApJ*, 664, 416
 Castelli F., Kurucz R. L., 2003, in *Modelling of Stellar Atmospheres*. Astron. Soc. Pac., San Francisco
 Cernohorsky J., van Weert C. G., 1992, *ApJ*, 398, 190
 Chabanut E., Bonche P., Haensel P., Meyer J., Schaeffer R., 1998, *Nucl. Phys. A*, 635, 231
 Côté B. et al., 2019, *ApJ*, 875, 106
 Cowan J. J., Sneden C., Lawler J. E., Aprahamian A., Wiescher M., Langanke K., Martínez-Pinedo G., Thielemann F.-K., 2021, *Rev. Mod. Phys.*, 93, 015002
 Cyburt R. H. et al., 2010, *ApJS*, 189, 240
 Diehl R. et al., 2021, *Publ. Astron. Soc. Aust.*, 38, e062
 Dobaczewski J., Flocard H., Treiner J., 1984, *Nucl. Phys. A*, 422, 103
 Eichler M. et al., 2015, *ApJ*, 808, 30
 Ekanger N., Bhattacharya M., Horiuchi S., 2023, *MNRAS*, 525, 2040
 Erler J., Birge N., Kortelainen M., Nazarewicz W., Olsen E., Perhac A. M., Stoitsov M., 2012, *Nature*, 486, 509
 Farouqi K., Thielemann F. K., Rosswog S., Kratz K. L., 2022, *A&A*, 663, A70
 Frischknecht U., Hirschi R., Thielemann F. K., 2012, *A&A*, 538, L2
 Frischknecht U. et al., 2016, *MNRAS*, 456, 1803
 Fröhlich C., Martínez-Pinedo G., Liebendörfer M., Thielemann F.-K., Bravo E., Hix W. R., Langanke K., Zinner N. T., 2006, *Phys. Rev. Lett.*, 96, 142502
 Fujibayashi S., Sekiguchi Y., Kiuchi K., Shibata M., 2017, *ApJ*, 846, 114
 Fujimoto S.-i., Nishimura N., Hashimoto M.-a., 2008, *ApJ*, 680, 1350
 Gendreau K. C. et al., 2016, in den Herder J.-W. A., Takahashi T., Bautz M., eds, *Proc. SPIE Conf. Ser. Vol. 9905, Space Telescopes and Instrumentation 2016: Ultraviolet to Gamma Ray*. SPIE, Bellingham, p. 99051H
 Gray D. F., 2005, *The Observation and Analysis of Stellar Photospheres*, 3rd edn. Cambridge Univ. Press, Cambridge
 Grimmert J. J., Heger A., Karakas A. I., Müller B., 2018, *MNRAS*, 479, 495
 Grimmert J. J., Müller B., Heger A., Banerjee P., Obergaulinger M., 2021, *MNRAS*, 501, 2764
 Halevi G., Mösta P., 2018, *MNRAS*, 477, 2366
 Hall O. et al., 2021, *Phys. Lett. B*, 816, 136266
 Hansen C. J., Montes F., Arcones A., 2014, *ApJ*, 797, 123
 Hansen T. et al., 2015, *ApJ*, 807, 173
 Harris J. A., Hix W. R., Chertkow M. A., Lee C. T., Lentz E. J., Messer O. E. B., 2017, *ApJ*, 843, 2
 Honda S., Aoki W., Ishimaru Y., Wanajo S., 2007, *ApJ*, 666, 1189
 Horowitz C. J., 2002, *Phys. Rev. D*, 65, 043001
 Horowitz C. J. et al., 2019, *J. Phys. G Nucl. Phys.*, 46, 083001
 Hosmer P. et al., 2010, *Phys. Rev. C*, 82, 025806
 Itoh N., Hayashi H., Nishikawa A., Kohyama Y., 1996, *ApJS*, 102, 411
 Just O., Obergaulinger M., Janka H.-T., 2015, *MNRAS*, 453, 3386
 Just O., Aloy M. A., Obergaulinger M., Nagataki S., 2022, *ApJ*, 934, L30
 Klüpfel P., Reinhard P. G., Bürvenich T. J., Maruhn J. A., 2009, *Phys. Rev. C*, 79, 034310
 Kobayashi C., Karakas A. I., Lugaro M., 2020, *ApJ*, 900, 179
 Kobayashi C. et al., 2023, *ApJ*, 943, L12
 Kortelainen M., Lesinski T., Moré J., Nazarewicz W., Sarich J., Schunck N., Stoitsov M. V., Wild S., 2010, *Phys. Rev. C*, 82, 024313
 Kortelainen M., McDonnell J., Nazarewicz W., Reinhard P. G., Sarich J., Schunck N., Stoitsov M. V., Wild S. M., 2012, *Phys. Rev. C*, 85, 024304
 Kratz K.-L., Bitouzet J.-P., Thielemann F.-K., Moeller P., Pfeiffer B., 1993, *ApJ*, 403, 216
 Kuroda T., Arcones A., Takiwaki T., Kotake K., 2020, *ApJ*, 896, 102
 Langanke K., Martínez-Pinedo G., 2001, *At. Data Nucl. Data Tables*, 79, 1
 Lattimer J. M., Swesty F. D., 1991, *Nucl. Phys. A*, 535, 331

- Lippuner J., Fernández R., Roberts L. F., Foucart F., Kasen D., Metzger B. D., Ott C. D., 2017, *MNRAS*, 472, 904
- Lund K. A., Engel J., McLaughlin G. C., Mumpower M. R., Ney E. M., Surman R., 2023, *ApJ*, 944, 144
- MacFadyen A. I., Woosley S. E., 1999, *ApJ*, 524, 262
- Madurga M. et al., 2012, *Phys. Rev. Lett.*, 109, 112501
- Magkotsios G., Timmes F. X., Wiescher M., 2011, *ApJ*, 741, 78
- Marek A., Dimmelmeier H., Janka H.-T., Müller E., Buras R., 2006, *A&A*, 445, 273
- Marketin T., Huther L., Martínez-Pinedo G., 2016, *Phys. Rev. C*, 93, 025805
- Martin D., Perego A., Arcones A., Thielemann F. K., Korobkin O., Rosswog S., 2015, *ApJ*, 813, 2
- Martin D., Arcones A., Nazarewicz W., Olsen E., 2016, *Phys. Rev. Lett.*, 116, 121101
- Matsumoto J., Asahina Y., Takiwaki T., Kotake K., Takahashi H. R., 2022, *MNRAS*, 516, 1752
- Matteucci F., Romano D., Arcones A., Korobkin O., Rosswog S., 2014, *MNRAS*, 438, 2177
- McLaughlin G. C., Surman R., 2005, *Nucl. Phys. A*, 758, 189
- Miller J. M., Sprouse T. M., Fryer C. L., Ryan B. R., Dolence J. C., Mumpower M. R., Surman R., 2020, *ApJ*, 902, 66
- Molero M. et al., 2021, *MNRAS*, 505, 2913
- Molero M., Magrini L., Matteucci F., Romano D., Palla M., Cescutti G., Viscasillas Vázquez C., Spitoni E., 2023, *MNRAS*, 523, 2974
- Möller P., Pfeiffer B., Kratz K.-L., 2003, *Phys. Rev. C*, 67, 055802
- Möller P., Mumpower M. R., Kawano T., Myers W. D., 2019, *At. Data Nucl. Data Tables*, 125, 1
- Montes F. et al., 2007, *ApJ*, 671, 1685
- Mösta P., Ott C. D., Radice D., Roberts L. F., Schnetter E., Haas R., 2015, *Nature*, 528, 376
- Mösta P., Roberts L. F., Halevi G., Ott C. D., Lippuner J., Haas R., Schnetter E., 2018, *ApJ*, 864, 171
- Müller E., 1986, *A&A*, 162, 103
- Müller B., 2020, *Living Rev. Comput. Astrophys.*, 6, 3
- Navó G., Reichert M., Obergaulinger M., Arcones A., 2023, *ApJ*, 951, 112
- Nishimura S., Kotake K., Hashimoto M.-a., Yamada S., Nishimura N., Fujimoto S., Sato K., 2006, *ApJ*, 642, 410
- Nishimura N., Takiwaki T., Thielemann F.-K., 2015, *ApJ*, 810, 109
- Nishimura N., Sawai H., Takiwaki T., Yamada S., Thielemann F.-K., 2017, *ApJ*, 836, L21
- Nomoto K., Tominaga N., Umeda H., Kobayashi C., Maeda K., 2006, *Nucl. Phys. A*, 777, 424
- Nomoto K., Kobayashi C., Tominaga N., 2013, *ARA&A*, 51, 457
- Obergaulinger M., 2008, PhD thesis, Max-Planck-Institute for Astrophysics, Garching
- Obergaulinger M., Aloy M. Á., 2017, *MNRAS*, 469, L43
- Obergaulinger M., Aloy M. Á., 2020, *MNRAS*, 492, 4613
- Obergaulinger M., Aloy M. Á., 2021, *MNRAS*, 503, 4942
- Obergaulinger M., Aloy M. Á., 2022, *MNRAS*, 512, 2489
- Obergaulinger M., Reichert M., 2020, *Nucleosynthesis in Jet-Driven and Jet-Associated Supernovae*. Springer Nature, Singapore, p. 1
- Panov I. V., Freiburghaus C., Thielemann F. K., 2001, *Nucl. Phys. A*, 688, 587
- Panov I. V., Kolbe E., Pfeiffer B., Rauscher T., Kratz K.-L., Thielemann F.-K., 2005, *Nucl. Phys. A*, 747, 633
- Panov I. V., Korneev I. Y., Rauscher T., Martínez-Pinedo G., Kelić-Heil A., Zinner N. T., Thielemann F.-K., 2010, *A&A*, 513, A61
- Papish O., Soker N., 2014, *MNRAS*, 438, 1027
- Petermann I., Langanke K., Martínez-Pinedo G., Panov I. V., Reinhard P.-G., Thielemann F.-K., 2012, *Eur. Phys. J. A*, 48, 122
- Phong V. H. et al., 2022, *Phys. Rev. Lett.*, 129, 172701
- Powell J., Müller B., Aguilera-Dena D. R., Langer N., 2023, *MNRAS*, 522, 6070
- Pruet J., Woosley S. E., Hoffman R. D., 2003, *ApJ*, 586, 1254
- Qian Y. Z., Wasserburg G. J., 2001, *ApJ*, 559, 925
- Qian Y. Z., Wasserburg G. J., 2007, *Phys. Rep.*, 442, 237
- Raynaud R., Guilet J., Janka H.-T., Gastine T., 2020, *Sci. Adv.*, 6, eaay2732
- Reboul-Salze A., Guilet J., Raynaud R., Bugli M., 2021, *A&A*, 645, A109
- Reboul-Salze A., Guilet J., Raynaud R., Bugli M., 2022, *A&A*, 667, A94
- Reichert M., Hansen C. J., Hanke M., Skúladóttir Á., Arcones A., Grebel E. K., 2020, *A&A*, 641, A127
- Reichert M., Obergaulinger M., Eichler M., Aloy M. Á., Arcones A., 2021a, *MNRAS*, 501, 5733
- Reichert M., Hansen C. J., Arcones A., 2021b, *ApJ*, 912, 157
- Reichert M. et al., 2023a, *ApJS*, 268, 66
- Reichert M., Obergaulinger M., Aloy M. Á., Gabler M., Arcones A., Thielemann F. K., 2023b, *MNRAS*, 518, 1557
- Roederer I. U., Cowan J. J., Karakas A. I., Kratz K.-L., Lugaro M., Simmerer J., Faruqi K., Sneden C., 2010, *ApJ*, 724, 975
- Roederer I. U. et al., 2012, *ApJS*, 203, 27
- Roederer I. U., Sakari C. M., Placco V. M., Beers T. C., Ezzeddine R., Frebel A., Hansen T. T., 2018, *ApJ*, 865, 129
- Roederer I. U. et al., 2022, *ApJS*, 260, 27
- Sandoval M. A., Hix W. R., Messer O. E. B., Lentz E. J., Harris J. A., 2021, *ApJ*, 921, 113
- Saraf P., Allende Prieto C., Sivarani T., Bandyopadhyay A., Beers T. C., Susmitha A., 2023, *MNRAS*, 524, 5607
- Schönrich R. A., Weinberg D. H., 2019, *MNRAS*, 487, 580
- Seitenzahl I. R., Timmes F. X., Magkotsios G., 2014, *ApJ*, 792, 10
- Siegel D. M., Barnes J., Metzger B. D., 2019, *Nature*, 569, 241
- Sieverding A., Martínez-Pinedo G., Huther L., Langanke K., Heger A., 2018, *ApJ*, 865, 143
- Sieverding A., Waldrop P. G., Harris J. A., Hix W. R., Lentz E. J., Bruenn S. W., Messer O. E. B., 2023a, *ApJ*, 950, 34
- Sieverding A., Kresse D., Janka H.-T., 2023b, *ApJ*, 957, L25
- Simonetti P., Matteucci F., Greggio L., Cescutti G., 2019, *MNRAS*, 486, 2896
- Skúladóttir Á., Salvadori S., 2020, *A&A*, 634, L2
- Snedden C., Cowan J. J., Lawler J. E., 2003, *Nucl. Phys. A*, 718, 29
- Snedden C., Cowan J. J., Gallino R., 2008, *ARA&A*, 46, 241
- Soker N., Akashi M., Gilkis A., Hillel S., Papish O., Refaelovich M., Tsebrenko D., 2013, *Astron. Nachr.*, 334, 402
- Spite F., Spite M., Barbuy B., Bonifacio P., Caffau E., François P., 2018, *A&A*, 611, A30
- Surman R., McLaughlin G. C., 2004, *ApJ*, 603, 611
- Takiwaki T., Kotake K., Sato K., 2009, *ApJ*, 691, 1360
- Tanvir N. R. et al., 2017, *ApJ*, 848, L27
- Travaglio C., Gallino R., Arnone E., Cowan J., Jordan F., Sneden C., 2004, *ApJ*, 601, 864
- Tuli J., 2011, *Nuclear Wallet Cards*, 8th edn. National Nuclear Data Center, Brookhaven National Laboratory, New York, available at: <http://www.nndc.bnl.gov/wallet/wc8.html>
- Varma V., Müller B., Schneider F. R. N., 2023, *MNRAS*, 518, 3622
- Wang T., Burrows A., 2023, *ApJ*, 954, 114
- Wang W., Li Z., 2016, *ApJ*, 825, 102
- Watson D. et al., 2019, *Nature*, 574, 497
- Wehmeyer B., Pignatari M., Thielemann F. K., 2015, *MNRAS*, 452, 1970
- Winteler C., Käppeli R., Perego A., Arcones A., Vasset N., Nishimura N., Liebendörfer M., Thielemann F.-K., 2012, *ApJ*, 750, L22
- Witt M. et al., 2021, *ApJ*, 921, 19
- Woosley S. E., Heger A., 2006, *ApJ*, 637, 914
- Yokoyama R. et al., 2023, *Phys. Rev. C*, 108, 064307
- Zenati Y., Siegel D. M., Metzger B. D., Perets H. B., 2020, *MNRAS*, 499, 4097

This paper has been typeset from a $\text{\TeX}/\text{\LaTeX}$ file prepared by the author.