



HAL
open science

Beyond space and blocks: Generating networks with arbitrary structure

Rémy Cazabet, Jacques Fize, Salvatore Citraro, Giulio Rossetti

► **To cite this version:**

Rémy Cazabet, Jacques Fize, Salvatore Citraro, Giulio Rossetti. Beyond space and blocks: Generating networks with arbitrary structure. International School and Conference on Network Science 2023, Jul 2023, Vienne, Austria. . hal-04441398

HAL Id: hal-04441398

<https://hal.science/hal-04441398>

Submitted on 6 Feb 2024

HAL is a multi-disciplinary open access archive for the deposit and dissemination of scientific research documents, whether they are published or not. The documents may come from teaching and research institutions in France or abroad, or from public or private research centers.

L'archive ouverte pluridisciplinaire **HAL**, est destinée au dépôt et à la diffusion de documents scientifiques de niveau recherche, publiés ou non, émanant des établissements d'enseignement et de recherche français ou étrangers, des laboratoires publics ou privés.

Rémy Cazabet¹, Jacques Fize², Salvatore Citraro³, Giulio Rossetti³

1. Univ Lyon, UCBL, CNRS, INSA Lyon, LIRIS, UMR5205, F-69622 Villeurbanne, France
2. Univ Lyon, Lyon 2, ERIC UR 3083, Bron, 69676, France
3. Institute of Information Science and Technologies "A. Faedo" (ISTI), National Research Council (CNR), Italy

CONTEXT

Random graph models are ubiquitous in network science. Often used as null models, they require to preserve the size of the observed networks, i.e., the number of nodes and edges. We focus on models in which the probability to observe an edge between each pair of node is independent, as in an ER or expected degree preserving (Chung-Lu) model. Such models are widespread for block structures (SBM) and spatial structure (e.g., Waxman, gravity model), but there is no simple solution to create random graphs with arbitrary —defined by the analyst— structures.

CONTRIBUTION

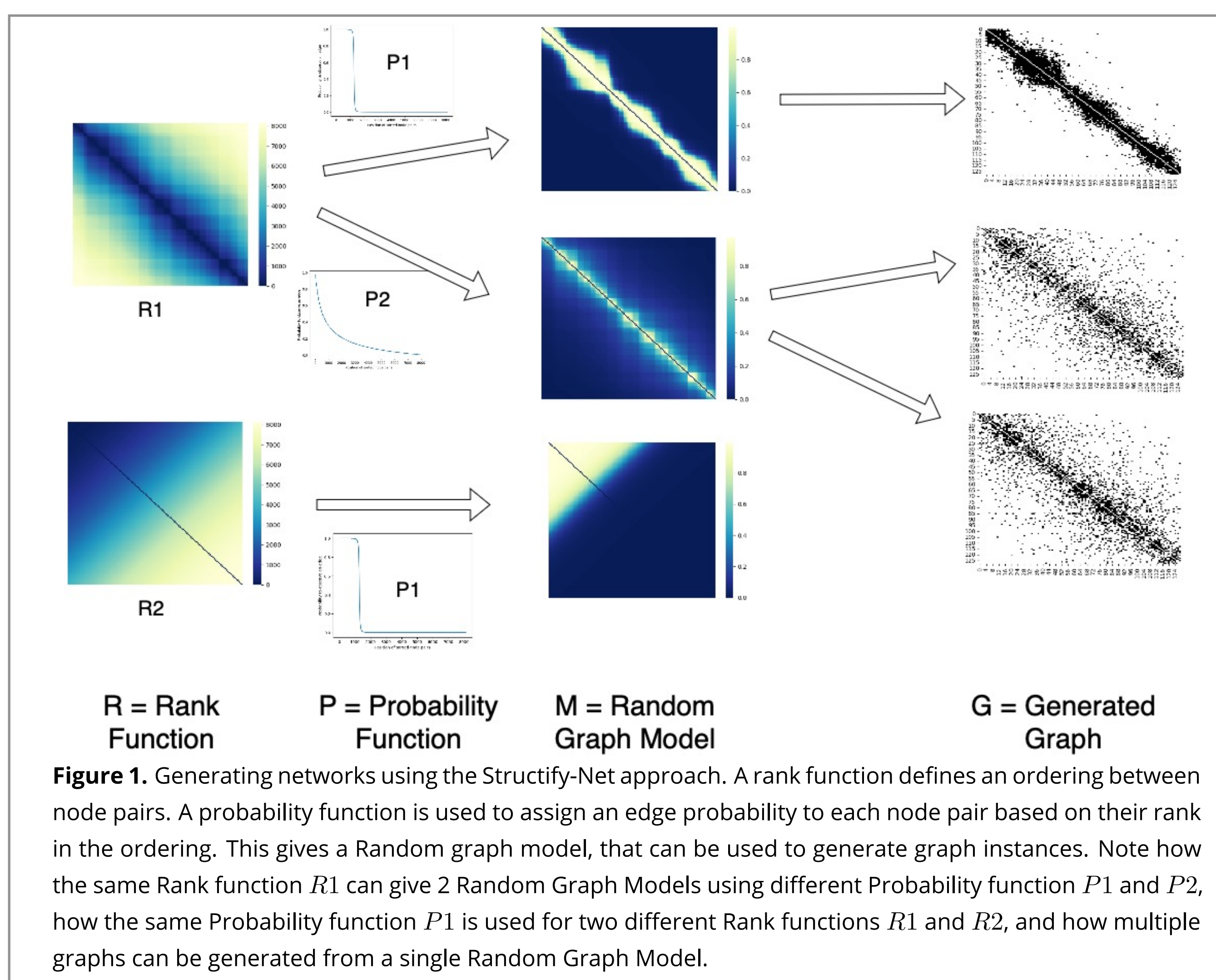
We propose a model allowing to generate graphs of a chosen number of nodes and expected number of edges, following an arbitrary structure, and with a controllable amount of randomness.

The model requires:

- The number of nodes n
- The expected number of edges m
- A *cost function* describing the generated network's structure

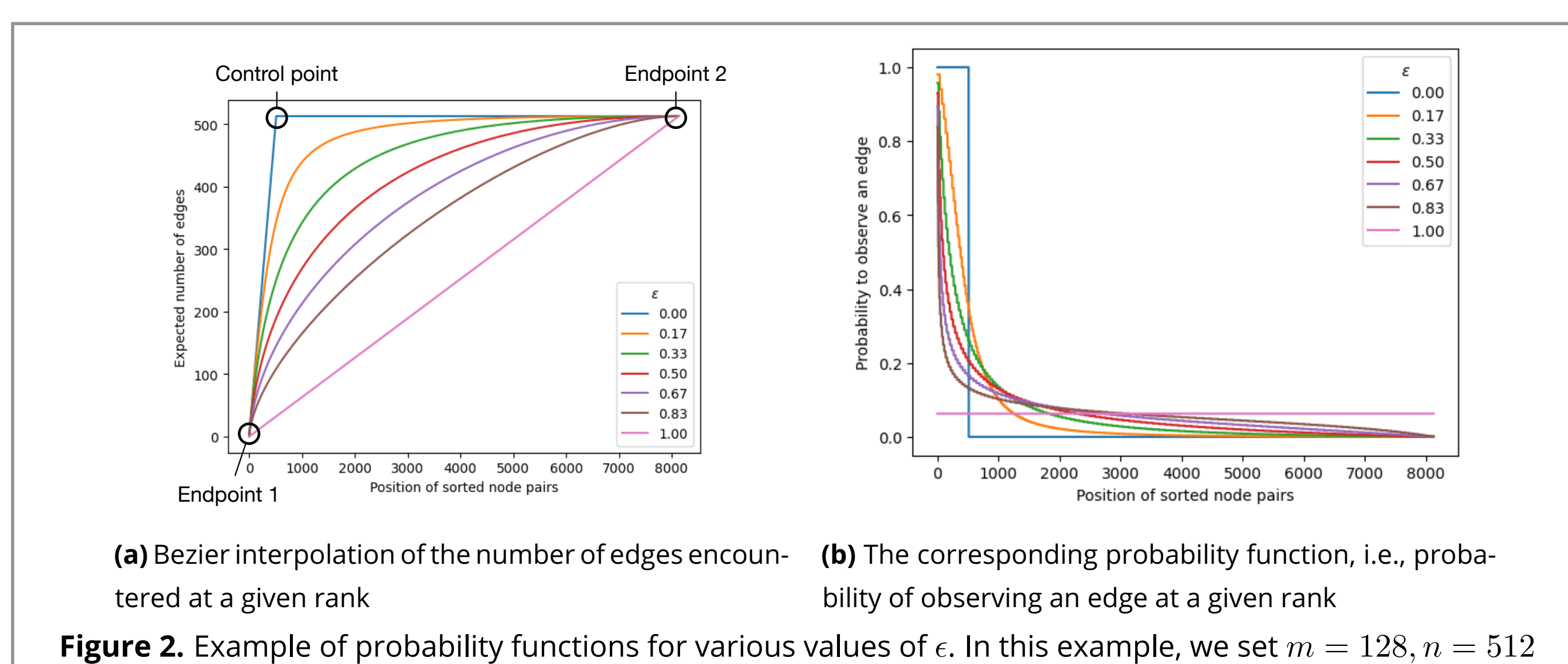
Let's take a simple example: a possible cost function for a spatial graph is simply the distance between the nodes —This distance can be attributed randomly, or kept from observed data.

PROCESS OVERVIEW



PROBABILITY FUNCTION

We use a function allowing to tune the amount of randomness of the structure, $\epsilon \in [0,1]$. When $\epsilon = 0$, the structure is deterministically determined by the cost function. When $\epsilon = 1$, the network is an ER random graph. The function interpolates between the two using a Bezier function, as illustrated in Fig.2



STRUCTURE ZOO

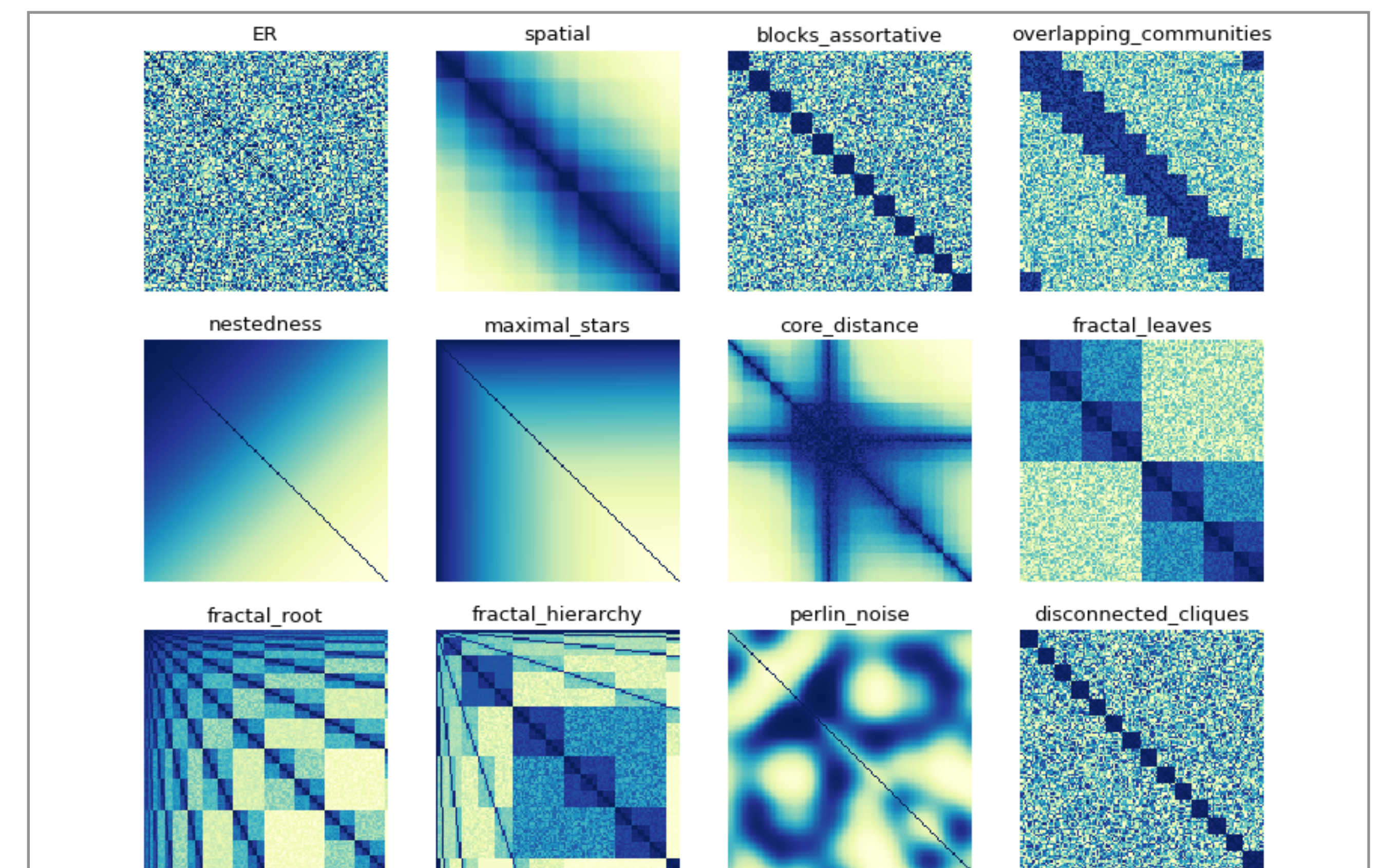
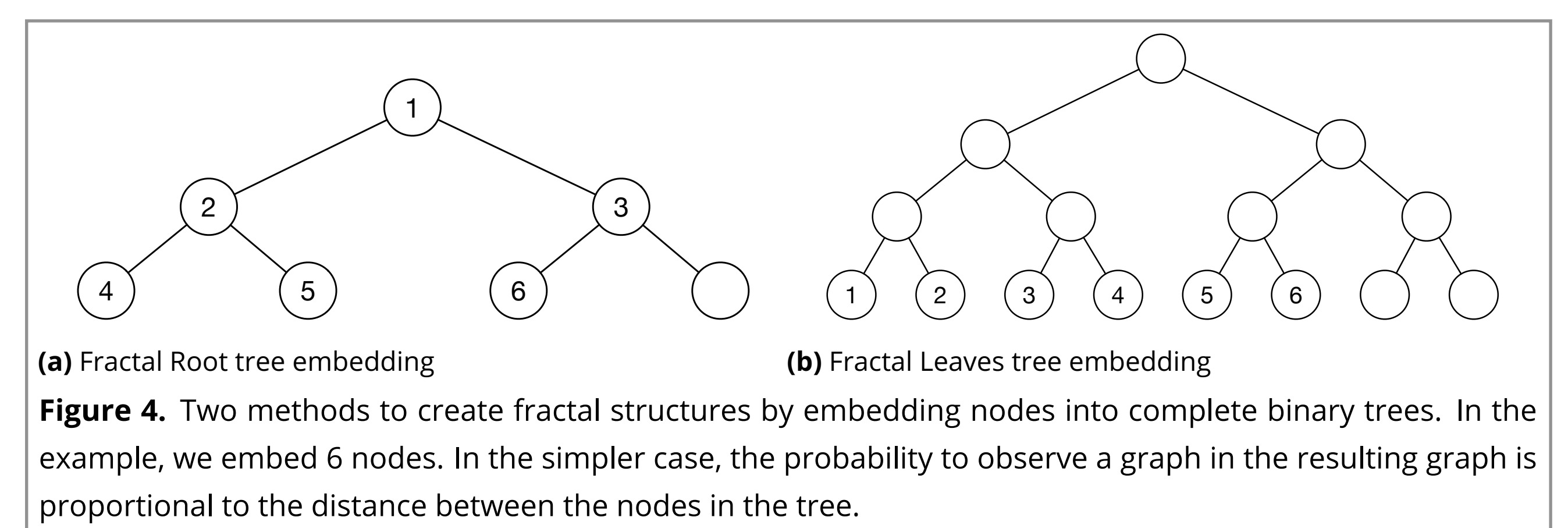


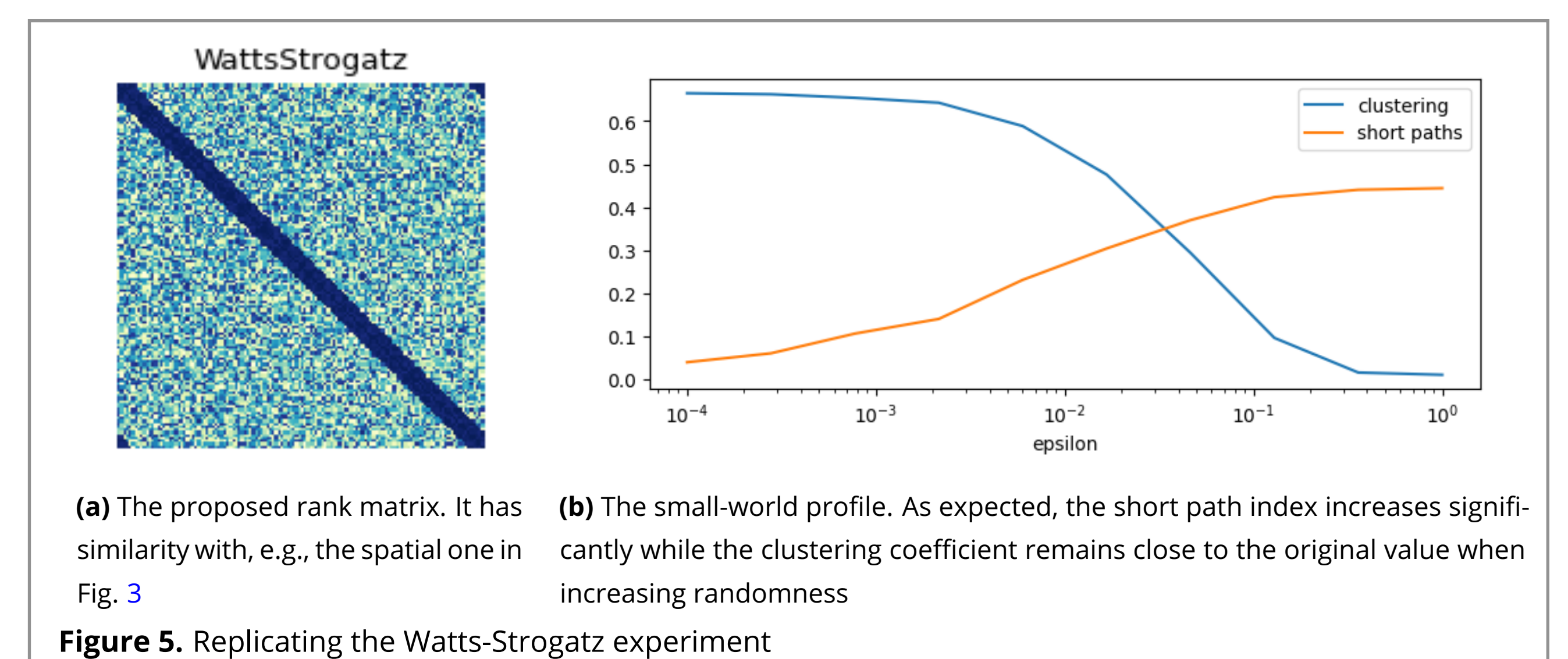
Figure 3. The Structure Zoo. Matrix of node-pairs ranks for networks with 128 nodes. Darker colors correspond to lower ranks. For *Disconnected cliques*, we set $m = 128 * 8$. When involving spatial or clique positions, nodes are ordered according to this value.

EXAMPLE: FRACTAL STRUCTURES



SMALL WORLD EXPERIMENT

To illustrate the flexibility of this approach, we first reproduce the famous Watts and Strogatz experiment, on which a regular circular network is progressively randomized, leading to the apparition of a *small-world* structure. (We use a normalized short path index increasing with shortest paths, in order to compare different network structures)



SMALL WORLDNESS OF OTHER STRUCTURES

Following the same experimental process, we can observe how different structures behaves in term of clustering coefficient and short paths

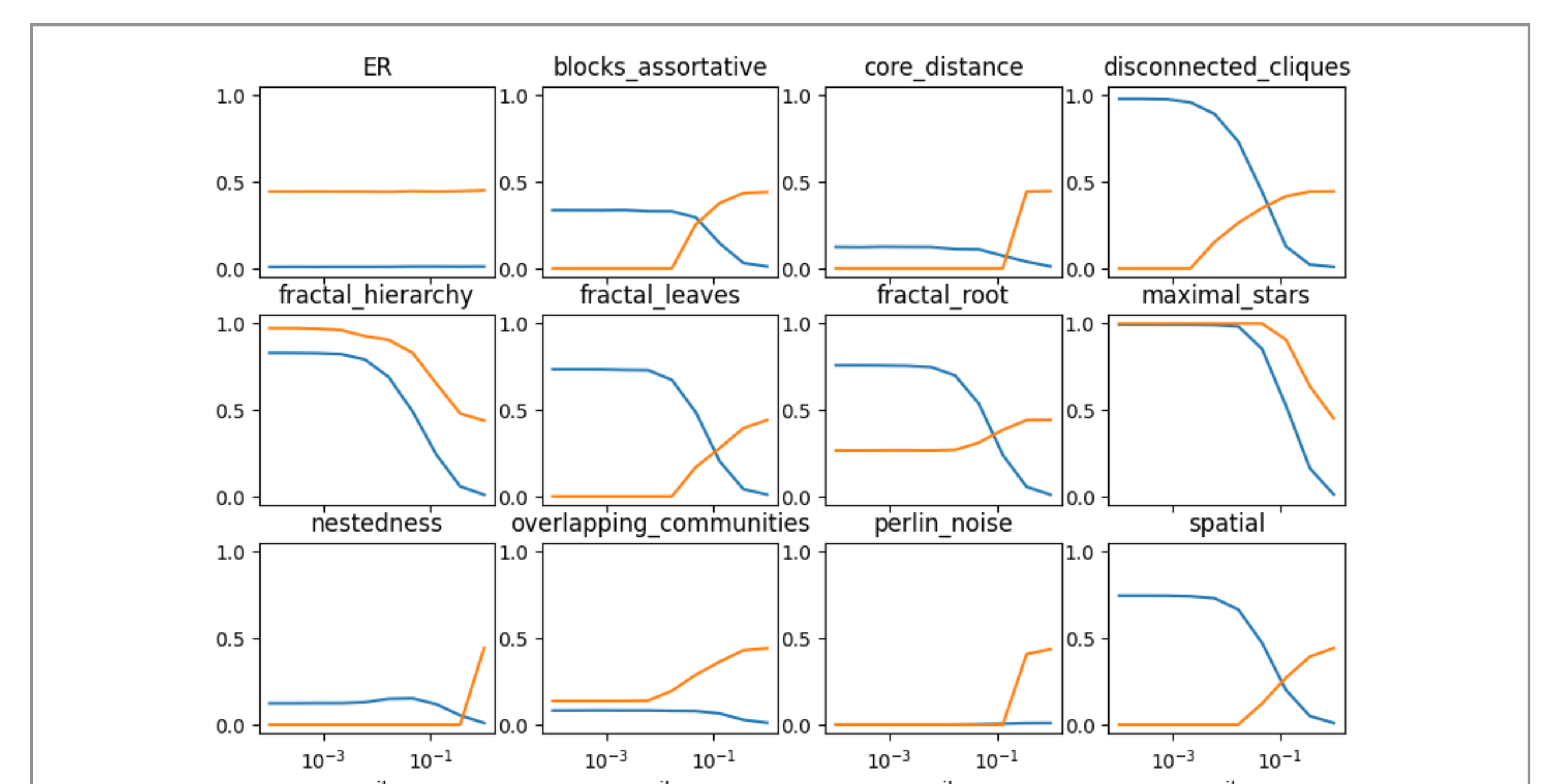


Figure 6. Small-World profiles of networks generated by generators of the *structure zoo*. **Blue** is clustering, **orange** is the short path index (lower values correspond to longer paths). We observe *super-small-world*, e.g., fractal-hierarchy, *anti-small-world*, e.g., nestedness, profiles similar to the Watts-Strogatz network, e.g., spatial or blocks assortative.

Structify-Net python library

arXiv preprint



https://github.com/Yquetzal/structify_net

<https://aps.arxiv.org/abs/2306.05274>