



**HAL**  
open science

# The eXtended Virtual Element Method for elliptic problems with weakly singular solutions

Jérôme Droniou, Gianmarco Manzini, Liam Yemm

► **To cite this version:**

Jérôme Droniou, Gianmarco Manzini, Liam Yemm. The eXtended Virtual Element Method for elliptic problems with weakly singular solutions. 2024. hal-04438406v1

**HAL Id: hal-04438406**

**<https://hal.science/hal-04438406v1>**

Preprint submitted on 5 Feb 2024 (v1), last revised 18 Jun 2024 (v2)

**HAL** is a multi-disciplinary open access archive for the deposit and dissemination of scientific research documents, whether they are published or not. The documents may come from teaching and research institutions in France or abroad, or from public or private research centers.

L'archive ouverte pluridisciplinaire **HAL**, est destinée au dépôt et à la diffusion de documents scientifiques de niveau recherche, publiés ou non, émanant des établissements d'enseignement et de recherche français ou étrangers, des laboratoires publics ou privés.



Distributed under a Creative Commons Attribution 4.0 International License

# The eXtended Virtual Element Method for elliptic problems with weakly singular solutions

Jérôme Droniou<sup>\*1,2</sup>, Gianmarco Manzini<sup>†3</sup>, and Liam Yemm<sup>‡2</sup>

<sup>1</sup>IMAG, Univ. Montpellier, CNRS, Montpellier, France

<sup>2</sup>School of Mathematics, Monash University, Clayton, Australia

<sup>3</sup>T-5, Theoretical Division, Los Alamos National Laboratory, Los Alamos, NM, USA

February 5, 2024

## Abstract

This paper introduces a novel eXtended virtual element method, an extension of the conforming virtual element method. The X-VEM is formulated by incorporating appropriate enrichment functions in the local spaces. The method is designed to handle highly generic enrichment functions, including singularities arising from fractured domains. By achieving consistency on the enrichment space, the method is proven to achieve arbitrary approximation orders even in the presence of singular solutions. The paper includes a complete convergence analysis under general assumptions on mesh regularity, and numerical experiments validating the method's accuracy on various mesh families, demonstrating optimal convergence rates in the  $L^2$ - and  $H^1$ -norms on fractured or L-shaped domains.

**Key words:** X-VEM, polytopal method, corner singularities, fractured domains, error analysis, enriched method

## 1 Introduction

Introduced by [2, 27], the conforming virtual element method (VEM) is a modern numerical technique for the discretisation of partial differential equations. At its core, VEM transcends traditional finite element methods by allowing for a flexible and versatile discretisation strategy, wherein the computational domain is partitioned into polytopes (polygons in 2D, polyhedra in 3D) of arbitrary shapes. Unlike conventional finite elements, VEM does not necessitate predefined polynomial basis functions or a structured mesh, making it particularly well-suited for problems involving irregular geometries and adaptive mesh refinement. In that aspect, the VEM is one of several polytopal methods developed in the last couple of decades or so, which also include Discontinuous Galerkin methods [3, 12, 15], Hybrid Discontinuous Galerkin [13, 14], Hybrid High-Order (HHO) [16, 17], and Weak Galerkin [26], among others. We also note that some of these methods

---

<sup>\*</sup>[jerome.droniou@umontpellier.fr](mailto:jerome.droniou@umontpellier.fr), [jerome.droniou@monash.edu](mailto:jerome.droniou@monash.edu)

<sup>†</sup>[gmanzini@lanl.gov](mailto:gmanzini@lanl.gov)

<sup>‡</sup>[liam.yemm@monash.edu](mailto:liam.yemm@monash.edu)

drew inspiration and/or turned out to be arbitrary-order methods of older low-order schemes, in particular from the Mimetic Finite Differences or Finite Volume families [18–20, 22, 28]. VEM’s distinctive feature lies in its use of a ‘virtual space’ for which basis functions are not known explicitly, avoiding the need for predefined shape functions.

Errors estimates of arbitrary-order methods, including VEM, are typically limited by the regularity of the exact solution. On non-smooth domains (such as regions with non-convex corners or those possessing cracks) it is expected that the exact solution to elliptic problems will contain weak singularities [21]. Singular behaviour can also stem from the problem data, for example, the boundary conditions in the Motz problem [25]. This lack of regularity is well documented in the finite element literature and is typically overcome through enriched approximations based on a partition of unity method [6, 23]. The extended finite element method [7, 24] is one such method, originally designed to handle discontinuities in crack growth models. In particular, by enriching the local spaces with basis functions that are discontinuous across the crack, the method allows for optimal approximation without the need for mesh refinement near the discontinuity.

More recently, there has been a trend in the literature to defining enriched polytopal methods. The work of [5] designs an enriched non-conforming virtual element method (NC-VEM) for the Poisson problem targeting singularities arising from the domain geometry (such as corners or cracks). However, the analysis there requires to assume a discrete trace inequality, which depends on the enrichment function. Following this approach, the same authors have defined an enriched NC-VEM for a plane elasticity problem with corner singularities [4]. An extended HHO method has been designed for the Poisson problem [29] targeting general enrichments with (locally) square integrable Laplacian and Neumann traces and avoids the use of discrete inequalities dependent on the enrichment function. To date, only [8, 9] have attempted to design an enriched *conforming* virtual element method. However, both these methods only consider the lowest order VEM and lack a complete error analysis. In this paper, an eXtended virtual element method (X-VEM) is designed which is valid for highly generic enrichment functions, offers arbitrary approximation orders and is accompanied with a robust analysis. Moreover, and contrary to the previously mentioned enriched NC-VEM, the method is not specific to harmonic singularities or those arising from cracks or corners in the domain, but is valid for a generic enrichment space satisfying Assumption 2.1 below. This assumption is still valid for singularities arising from fractured domains – something the extended HHO method fails to capture.

We perform the convergence analysis under suitable but still general assumptions on the mesh regularity, and we derive the estimates for the approximation error. To assess the method’s behaviour and confirm the theoretical expectations, we conduct a set of numerical experiments on several mesh families, including meshes with convex and non-convex elements on the  $L$ -shaped domain with a corner singularity. Our results assess the accuracy of the extended virtual element method and demonstrate its optimal rates of convergence in the  $L^2$ - and  $H^1$ -norm.

The outline of the paper is as follows. In Section 2, we introduce the model problem and its extended virtual element approximation (X-VEM). In Section 3, we present the convergence analysis of X-VEM. The exposition is done in dimension 2 for simplicity, but can be generalised to dimension 3 in a straightforward manner. In Section 4 we investigate the method’s performance on suitable numerical experiments. Finally, in Section 5 we offer some concluding remarks.

## 1.1 Notation and technicalities

Throughout this paper, we adopt the notation of Sobolev spaces of [1]. Accordingly, we denote the space of square integrable functions defined on any open, bounded, connected domain  $\mathcal{D} \subset \mathbb{R}^2$  with boundary  $\partial\mathcal{D}$  by  $L^2(\mathcal{D})$ , and the Hilbert space of functions in  $L^2(\mathcal{D})$  with all partial derivatives up to a positive integer  $m$  also in  $L^2(\mathcal{D})$  by  $H^m(\mathcal{D})$ . The norm of  $L^2(\mathcal{D})$  is written  $\|\cdot\|_{\mathcal{D}}$ , while the norm and semi-norm in  $H^m(\mathcal{D})$  are respectively denoted by  $\|\cdot\|_{H^m(\mathcal{D})}$  and  $|\cdot|_{H^m(\mathcal{D})}$ ; the latter is the sum of  $L^2$ -norms of derivatives of order  $m$ .

Let  $\Omega \subset \mathbb{R}^2$  be an open, bounded polygonal domain with boundary  $\Gamma$ . The virtual element method is formulated on the mesh family  $\{\Omega_h\}_h$ , where each mesh  $\Omega_h$  is a partition of the computational domain  $\Omega$  into non-overlapping polygonal elements  $E$ . A polygonal element  $E$  is a compact subset of  $\mathbb{R}^2$  with boundary  $\partial E$ , area  $|E|$  centre of mass  $\mathbf{x}_E$ , and diameter  $h_E = \sup_{\mathbf{x}, \mathbf{y} \in E} |\mathbf{x} - \mathbf{y}|$ . The mesh elements  $\Omega_h$  form a finite cover of  $\Omega$  such that  $\overline{\Omega} = \cup_{E \in \Omega_h} E$  and the mesh size labelling each mesh  $\Omega_h$  is defined by  $h = \max_{E \in \Omega_h} h_E$ . A mesh edge  $e$  has centre  $\mathbf{x}_e$  and length  $h_e$ ; a mesh vertex  $v$  has position vector  $\mathbf{x}_v$ . We denote the set of mesh edges by  $\mathcal{E}_h$  and the set of mesh vertices by  $\mathcal{V}_h$ . We denote the set of mesh edges by  $\mathcal{E}_h$  and the set of mesh vertices by  $\mathcal{V}_h$ .

The following regularity assumption is made on the mesh  $\Omega_h$ .

**Assumption 1.1 (Regular mesh sequence)** *There exists a constant  $\varrho > 0$  such that every  $E \in \Omega_h$  is star-shaped with respect to a ball of radius  $\varrho h_E$ .*

For any integer number  $\ell \geq 0$ , we let  $\mathbb{P}_\ell(E)$  and  $\mathbb{P}_\ell(e)$  denote the space of polynomials defined on the element  $E$  and the edge  $e$ , respectively;  $\mathbb{P}_\ell(\Omega_h)$  denotes the space of piecewise polynomials of degree  $\ell$  on the mesh  $\Omega_h$ .

## 2 The eXtended virtual element method

### 2.1 Model problem

We consider the Poisson problem with homogeneous Dirichlet boundary conditions

$$-\Delta u = f \quad \text{in } \Omega, \tag{1a}$$

$$u = 0 \quad \text{on } \Gamma, \tag{1b}$$

for the scalar unknown  $u$ . The extension to non-homogeneous Dirichlet boundary conditions or to different types of boundary conditions such as Neumann or Robin conditions is straightforward.

Let  $H_0^1(\Omega)$  be the subspace of the Sobolev space of functions  $H^1(\Omega)$  with zero trace on  $\Gamma$ . The variational formulation of problem (1) reads as: Find  $u \in H_0^1(\Omega)$  such that

$$a(u, v) = \int_{\Omega} f v \, d\mathbf{x} \quad \forall v \in H_0^1(\Omega), \tag{2}$$

where the bilinear form  $a(\cdot, \cdot)$  is given by

$$a(u, v) = \int_{\Omega} \nabla u \cdot \nabla v \, d\mathbf{x}. \tag{3}$$

The continuity and coercivity of the bilinear form  $a(\cdot, \cdot)$  imply the existence and uniqueness of the solution according to the Lax-Milgram lemma.

## 2.2 Enrichment space

We assume that the exact solution of the variational problem (2) is the sum of two terms

$$u = u^r + \psi,$$

where  $u^r$  is sufficiently smooth and  $\psi$  is the (weakly) singular part. We are interested in developing an extended virtual element method that incorporates  $\psi$  in the design of the approximation space, in such a way that the approximation properties of the scheme only depend on the regular component  $u^r$ . The singular component  $\psi$  is assumed to be an element of a finite dimensional *enrichment space*  $\Psi(\Omega)$  satisfying the following regularity requirements.

### Assumption 2.1 (Regularity of the enrichment space)

1.  $\Psi(\Omega) \subset H^1(\Omega) \cap C^0(\bar{\Omega})$ .
2.  $\Delta\Psi(E) \subset L^2(E)$  for all  $E \in \Omega_h$ .

Here and in the following, if  $U \subset \bar{\Omega}$  we set  $\Psi(U) := \{w|_U : w \in \Psi(\Omega)\}$ .

**Remark 2.2 (Conforming enrichment space and local enrichment)** *The requirement that the enrichment space is globally conforming is due to the fact that the analysis is based on splitting the X-VEM interpolant into a singular component and a regular VEM interpolant (see Theorem 2.7 below). If the enrichment space is not contained in  $H^1(\Omega)$ , then by writing  $u = u^r + \psi \in H^1(\Omega)$  it cannot hold that  $u^r \in H^1(\Omega)$  and thus its regular VEM interpolant is not defined. This has the major drawback of not allowing for enrichment spaces defined piece-wise – a typical method of local enrichment, see e.g. [29] in the context of HHO methods. However, numerical tests suggest that locally enriching in this manner yields valid results (see Section 4).*

*An alternative, and perhaps more natural way to define the X-VEM interpolant, is as the element of the X-VEM space with the same degrees of freedom as the function being interpolated. This would no longer require splitting a function into its regular and singular components and interpolating them individually, thus allowing for the weaker assumption  $\Psi(E) \subset H^1(E) \cap C^0(E)$  for all  $E \in \Omega_h$ . However, proving optimal approximation properties of an interpolant defined in this manner seems difficult; see Remark 2.8.*

## 2.3 X-VEM spaces and elliptic projector

Consider an integer  $k \geq 1$  and set  $l = \max\{0, k - 2\}$ . The following extended polynomial spaces are defined on each element  $E \in \Omega_h$ ,

$$\mathbb{P}_k^\Psi(E) := \mathbb{P}_k(E) + \Psi(E), \quad \mathbb{P}_l^\Delta(E) := \mathbb{P}_l(E) + \Delta\Psi(E),$$

and the following space is defined on each edge  $e \in \mathcal{E}_h$ ,

$$\mathbb{P}_k^\Psi(e) := \mathbb{P}_k(e) + \Psi(e).$$

The local X-VEM space is defined as

$$V_{k,h}^\Psi(E) := \{v_h \in H^1(E) : \Delta v_h \in \mathbb{P}_l^\Delta(E), v_h|_{\partial E} \in C^0(\partial E), v_h|_e \in \mathbb{P}_k^\Psi(e) \forall e \subset \partial E\}.$$

We note that  $V_{k,h}^\Psi(E)$  contains both the regular local VEM space of [27] and the extended polynomial space  $\mathbb{P}_k^\Psi(E)$ . For each  $e \in \mathcal{E}_h$ , we denote by  $\mathfrak{P}_e$  the  $L^2$ -orthogonal complement of  $\mathbb{P}_k(e)$  in  $\mathbb{P}_k^\Psi(e)$ , so that  $\mathbb{P}_k^\Psi(e) = \mathbb{P}_k(e) \oplus \mathfrak{P}_e$ , and we set  $\mathbb{P}_{k-2}^{\mathfrak{P}}(e) = \mathbb{P}_{k-2}(e) \oplus \mathfrak{P}_e$ . The  $L^2$ -orthogonal projectors onto each of the spaces  $\mathbb{P}_l^\Delta(E)$  and  $\mathbb{P}_{k-2}^{\mathfrak{P}}(e)$  are denoted by  $\Pi_{l,E}^\Delta$  and  $\Pi_{k-2,e}^{\mathfrak{P}}$ , respectively. We show in Lemmas 2.3 and 2.5 below that each  $v_h \in V_{k,h}^\Psi(E)$  is uniquely characterised by the following degrees of freedom:

- (D1) the values of  $v_h$  at the vertices of  $E$ ;
- (D2) the  $L^2$ -orthogonal projection  $\Pi_{k-2,e}^{\mathfrak{P}} v_h$  of  $v_h$  onto the space  $\mathbb{P}_{k-2}^{\mathfrak{P}}(e)$  for each edge  $e \subset \partial E$ ;
- (D3) the  $L^2$ -orthogonal projection  $\Pi_{l,E}^\Delta v_h$  of  $v_h$  onto the space  $\mathbb{P}_l^\Delta(E)$ .

**Lemma 2.3 (Unisolvence of boundary values)** *The degrees of freedom (D1)–(D2) are unisolvent for the trace space of  $V_{k,h}^\Psi(E)$  on  $\partial E$ .*

*Proof.* We have to show that, for any  $v_h \in V_{k,h}^\Psi(E)$ , the degrees of freedom (D1)–(D2) entirely determine any  $v_h|_{\partial E}$ , and that for any choice of the values (D1)–(D2), we can find  $w \in C^0(\partial E)$  with these degrees of freedom such that  $w|_e \in \mathbb{P}_k^\Psi(e)$  for each  $e \subset \partial E$ .

Let  $v_h \in V_{k,h}^\Psi(E)$ . To show that its boundary value is entirely determined by (D1)–(D2), we only have to show that, for each  $e \in \mathcal{E}_h$ ,  $v_e := v_h|_e$  is uniquely determined by its values at the endpoints of  $e$  and by  $\Pi_{k-2,e}^{\mathfrak{P}} v_e$ . Since  $v_e \in \mathbb{P}_k^\Psi(e) = \mathbb{P}_k(e) \oplus \mathfrak{P}_e$  we can write  $v_e = q + z$  with  $q \in \mathbb{P}_k(e)$  and  $z \in \mathfrak{P}_e$ . We first note that, by orthogonality of  $\mathbb{P}_k(e)$  and  $\mathfrak{P}_e$ ,  $\Pi_{k-2,e}^{\mathfrak{P}} v_e = \Pi_{k-2}^{0,e} q + z$ , where  $\Pi_{k-2}^{0,e}$  is the  $L^2$ -orthogonal projection on  $\mathbb{P}_{k-2}(e)$ . Hence, letting  $\Pi_e^{0,\mathfrak{P}}$  be the  $L^2$ -orthogonal projection on  $\mathfrak{P}_e$ , we have

$$\Pi_e^{0,\mathfrak{P}}(\Pi_{k-2,e}^{\mathfrak{P}} v_e) = \Pi_e^{0,\mathfrak{P}}(\Pi_{k-2}^{0,e} q + z) = z, \quad (4)$$

where the conclusion follows from the orthogonality of  $\mathbb{P}_{k-2}(e)$  and  $\mathfrak{P}_e$ .

We then recall that  $v_e = q + z$  to write

$$\Pi_{k-2}^{0,e} q = \Pi_{k-2}^{0,e}(v_e - z) = \Pi_{k-2}^{0,e}(\Pi_{k-2,e}^{\mathfrak{P}} v_e), \quad (5)$$

where the second equality is obtained using  $\mathbb{P}_{k-2}(e) \subset \mathbb{P}_{k-2}^{\mathfrak{P}}(e)$  (which ensures that  $\Pi_{k-2}^{0,e} = \Pi_{k-2}^{0,e} \circ \Pi_{k-2,e}^{\mathfrak{P}}$ ) and the orthogonality of  $z$  and  $\mathbb{P}_{k-2}(e)$ . Moreover

$$q(a) = v(a) - z(a) \quad \text{for all } a \text{ endpoint of } e. \quad (6)$$

The relation (4) uniquely determines  $z$  (and thus  $z(a)$  for any endpoint  $a$  of  $e$ ) from  $\Pi_{k-2,e}^{\mathfrak{P}} v_e$ , and (5)–(6) uniquely determines  $q \in \mathbb{P}_k(e)$  from  $\Pi_{k-2,e}^{\mathfrak{P}} v_e$  and the values of  $v_e - z$  at the endpoints of  $e$ , so  $v_e = q + z$  is also uniquely determined by this data.

Conversely, take  $(m_a)_{a \in \mathcal{V}_h \subset \partial E}$  and  $(r_e)_{e \in \mathcal{E}_h \cap \partial E}$  values for **(D1)**–**(D2)** (each  $m_a$  belongs to  $\mathbb{R}$ , each  $r_e$  belongs to  $\mathbb{P}_{k-2}^{\mathfrak{P}}(e)$ ). Define  $w : \partial E \rightarrow \mathbb{R}$  the following way; for each  $e \subset \partial E$ , set  $z_e = \Pi_e^{0, \mathfrak{P}} r_e \in \mathfrak{P}_e$ , define  $q_e \in \mathbb{P}_{k-2}(e)$  such that  $\Pi_{k-2}^{0, e} q_e = \Pi_{k-2}^{0, e} r_e$  and  $q_e(a) = m_a - z_e(a)$  for each endpoint  $a$  of  $e$ , and set  $w|_e = q_e + z_e$ . Then it can easily be checked that  $w \in C^0(\partial E)$  since its value at each vertex  $a \in \partial E$  is  $m_a$  (from either side of  $a$ ), and the arguments developed above to establish (4)–(6) show that its degrees of freedom **(D1)**–**(D2)** match the chosen values.  $\square$

**Remark 2.4 (Choice of boundary degrees of freedom)** *A seemingly more natural choice for **(D2)** would be to consider the projection of  $v_h$  on  $\mathbb{P}_{k-2}(e) + \Psi(e)$  for each  $e \subset \partial E$ . However, such a choice does not seem to ensure the unisolvence stated in Lemma 2.3.*

**Lemma 2.5 (Unisolvence)** *For all elements  $E \in \Omega_h$ , the values provided by the continuous linear functionals **(D1)**, **(D2)**, **(D3)** are unisolvent in the virtual element space  $V_{k,h}^{\Psi}(E)$ .*

*Proof.* Let  $V_{k,h}^{\Psi}(\partial E)$  be the trace space on  $\partial E$  of  $V_{k,h}^{\Psi}(E)$ . The mapping

$$\begin{aligned} V_{k,h}^{\Psi}(\partial E) \times \mathbb{P}_l^{\Delta}(E) &\mapsto V_{k,h}^{\Psi}(E) \\ (w, r) &\rightarrow v_h \text{ such that } -\Delta v_h = r \text{ in } E \text{ and } v_h|_{\partial E} = w \end{aligned}$$

is an isomorphism, by definition of  $V_{k,h}^{\Psi}(E)$  and the well-posedness of the Poisson problem. Hence, the dimension of  $V_{k,h}^{\Psi}(E)$  is equal to the dimension of  $V_{k,h}^{\Psi}(\partial E) \times \mathbb{P}_l^{\Delta}(E)$  which, by Lemma 2.3, is identical to the number of degrees of freedom **(D1)**–**(D3)**.

Therefore, it remains to prove that if all DOFs of  $v_h \in V_{k,h}^{\Psi}(E)$  vanish, then  $v_h = 0$ . By Lemma 2.3, we already know that if **(D1)** and **(D2)** vanish, then  $v_h = 0$  on  $\partial E$ . Therefore, an integration by parts reveals

$$\int_E \nabla v_h \cdot \nabla v_h \, d\mathbf{x} = - \int_E v_h \cdot \Delta v_h \, d\mathbf{x} = - \int_E \Pi_{l,E}^{\Delta} v_h \cdot \Delta v_h \, d\mathbf{x} = 0,$$

where the last equality follows from  $\Pi_{l,E}^{\Delta} v_h = 0$  as a result of **(D3)** vanishing. Therefore,  $v_h = \text{const}$ , and this constant must be zero due to  $v_h = 0$  on  $\partial E$ .  $\square$

The *extended elliptic projector*  $\Pi_{k,E}^{\nabla, \Psi} : V_{k,h}^{\Psi}(E) \rightarrow \mathbb{P}_k^{\Psi}(E)$  projects the extended VEM space  $V_{k,h}^{\Psi}(E)$  onto the extended polynomial space  $\mathbb{P}_k^{\Psi}(E)$ . The projection  $\Pi_{k,E}^{\nabla, \Psi} v_h$  is the solution to the variational problem:

$$\int_E \nabla \Pi_{k,E}^{\nabla, \Psi} v_h \cdot \nabla q \, d\mathbf{x} = \int_E \nabla v_h \cdot \nabla q \, d\mathbf{x} \quad q \in \mathbb{P}_k^{\Psi}(E), \quad (7)$$

$$\int_E \Pi_{k,E}^{\nabla, \Psi} v_h \, d\mathbf{x} = \int_E v_h \, d\mathbf{x}. \quad (8)$$

Clearly,  $\Pi_{k,E}^{\nabla, \Psi} q = q$  for each  $q \in \mathbb{P}_k^{\Psi}(E)$ . For all mesh elements  $E$  and all virtual element functions  $v_h \in V_{k,h}^{\Psi}(E)$ , the extended projection  $\Pi_{k,E}^{\nabla, \Psi} v_h$  is computable from the DOFs as stated and proved in the following lemma.

**Lemma 2.6 (Computability of the elliptic projector)** *Let  $E$  be an element of  $\Omega_h$  and  $v_h \in V_{k,h}^\Psi(E)$ . Then, the extended elliptic projection  $\Pi_{k,E}^{\nabla,\Psi} v_h \in \mathbb{P}_k^\Psi(E)$  is computable using only the degrees of freedom (D1)–(D3) of  $v_h$ .*

*Proof.* It holds, by an integration by parts, that for all  $q \in \mathbb{P}_k^\Psi(E)$

$$\int_E \nabla \Pi_{k,E}^{\nabla,\Psi} v_h \cdot \nabla q \, d\mathbf{x} = - \int_E v_h \Delta q \, d\mathbf{x} + \langle \mathbf{n}_E \cdot \nabla q, v_h \rangle_{-\frac{1}{2}, \frac{1}{2}, \partial E} \quad (9)$$

where  $\langle \cdot, \cdot \rangle_{-\frac{1}{2}, \frac{1}{2}, \partial E}$  denotes the duality product between  $H^{-1/2}(\partial E)$  and  $H^{1/2}(\partial E)$ . The moments of  $v_h$  against  $\Delta q \in \mathbb{P}_l^\Delta(E)$  are known from (D3) and  $v_h$  is known entirely on the boundary  $\partial E$  from (D1)–(D2) (see Lemma 2.3). Therefore, all the terms in the right-hand side of (9) are computable, and so is  $\nabla \Pi_{k,E}^{\nabla,\Psi} v_h$ . Since  $\mathbb{P}_l^\Delta(E)$  contains the constant functions, the integral of  $v_h$  over  $E$  (and thus that of  $\Pi_{k,E}^{\nabla,\Psi} v_h$ ) is computable from (D3). The entire elliptic projector is therefore computable from the DOFs.  $\square$

The global X-VEM space is constructed by patching the local spaces:

$$V_{k,h}^\Psi := \left\{ v_h \in H^1(\Omega) : v_h|_E \in V_{k,h}^\Psi(E) \quad \forall E \in \Omega_h \right\}.$$

Each  $v_h \in V_{k,h}^\Psi$  is uniquely defined by the following degrees of freedom:

- (D1) the values of  $v_h$  at each vertex of  $\mathcal{V}_h$ ;
- (D2) the  $L^2$ -orthogonal projection  $\Pi_{k-2,e}^{\mathfrak{P}}$  of  $v_h$  onto the space  $\mathbb{P}_{k-2}^{\mathfrak{P}}(e)$  for each edge  $e \in \mathcal{E}_h$ ;
- (D3) the  $L^2$ -orthogonal projection  $\Pi_{l,E}^\Delta$  of  $v_h$  onto the space  $\mathbb{P}_l^\Delta(E)$  for each element  $E \in \Omega_h$ .

## 2.4 Formulation of the scheme and main results

At this point, the construction of the X-VEM is straightforward and follows the usual procedural steps [27]. We define the discrete bilinear form  $a_h : V_{k,h}^\Psi \times V_{k,h}^\Psi \rightarrow \mathbb{R}$  by assembling all elemental contributions

$$a_h(u_h, v_h) := \sum_{E \in \Omega_h} \left[ a^E(\Pi_{k,E}^{\nabla,\Psi} u_h, \Pi_{k,E}^{\nabla,\Psi} v_h) + S^E(u_h, v_h) \right], \quad (10)$$

where

$$a^E(u, v) = \int_E \nabla u \cdot \nabla v \, d\mathbf{x}$$

and the stabilisation term  $S^E(\cdot, \cdot) : V_{k,h}^\Psi(E) \times V_{k,h}^\Psi(E) \rightarrow \mathbb{R}$  can be any computable (from the DOFs), symmetric, positive semi-definite bilinear form satisfying:

- *Coercivity and boundedness on  $\ker(\Pi_{k,E}^{\nabla,\Psi})$ .* For all  $v_h \in V_{k,h}^\Psi(E) \cap \ker(\Pi_{k,E}^{\nabla,\Psi})$ :

$$h_E^{-2} \|\Pi_{l,E}^\Delta v_h\|_E^2 + h_E^{-1} \|v_h\|_{\partial E}^2 \lesssim S^E(v_h, v_h) \lesssim h_E^{-2} \|\Pi_{l,E}^\Delta v_h\|_E^2 + h_E^{-1} \|v_h\|_{\partial E}^2. \quad (11)$$



- *Consistency on  $\mathbb{P}_k^\Psi(E)$ .* For all  $w_h \in \mathbb{P}_k^\Psi(E)$  and  $v_h \in V_{k,h}^\Psi(E)$

$$S^E(w_h, v_h) = 0. \quad (12)$$

Here and throughout the rest of this paper, the notation  $a \lesssim b$  is used if there exists a constant  $C > 0$  independent of the quantities  $a, b$  and the mesh size  $h$  such that  $a \leq Cb$ . The hidden constant depends only on  $\Omega, k$  and the mesh regularity  $\varrho$  (see Assumption 1.1 below). An example of a suitable stabilisation term is given by:

$$\begin{aligned} S^E(u_h, v_h) &= h_E^{-2} \int_E \left( \Pi_{l,E}^\Delta(u_h - \Pi_{k,E}^{\nabla,\Psi} u_h) \right) \left( \Pi_{l,E}^\Delta(v_h - \Pi_{k,E}^{\nabla,\Psi} v_h) \right) dx \\ &\quad + h_E^{-1} \int_{\partial E} \left( u_h - \Pi_{k,E}^{\nabla,\Psi} u_h \right) \left( v_h - \Pi_{k,E}^{\nabla,\Psi} v_h \right) ds. \end{aligned} \quad (13)$$

Defining the local seminorm  $\|\cdot\|_{1,E} : V_{k,h}^\Psi(E) \rightarrow \mathbb{R}$  via

$$\|v_h\|_{1,E}^2 := \|\nabla \Pi_{k,E}^{\nabla,\Psi} v_h\|_E^2 + h_E^{-2} \|\Pi_{l,E}^\Delta(v_h - \Pi_{k,E}^{\nabla,\Psi} v_h)\|_E^2 + h_E^{-1} \|v_h - \Pi_{k,E}^{\nabla,\Psi} v_h\|_{\partial E}^2,$$

and the global seminorm  $\|\cdot\|_{1,h} : V_{k,h}^\Psi \rightarrow \mathbb{R}$  via

$$\|v_h\|_{1,h}^2 := \sum_{E \in \Omega_h} \|v_h\|_{1,E}^2, \quad (14)$$

we infer from the definition (10) of  $a_h$  and (11) that

$$\|v_h\|_{1,h}^2 \lesssim a_h(v_h, v_h) \lesssim \|v_h\|_{1,h}^2. \quad (15)$$

For the stabilisation defined by (13), these inequalities are equalities. We prove in Section 3 that  $\|\cdot\|_{1,h}$  (and, thus,  $a_h(\cdot, \cdot)^{\frac{1}{2}}$ ) defines a norm on the homogeneous subspace

$$V_{k,h,0}^\Psi := \{v_h \in V_{k,h}^\Psi : v_h|_{\partial\Omega} = 0\}.$$

To approximate the volumetric term on the right-hand side of (2), the forcing term  $f$  is replaced with its orthogonal projection  $f_h|_E = \Pi_{l,E}^\Delta f$  for all  $E \in \Omega_h$ , which shows that

$$\int_\Omega f_h v_h dx := \sum_{E \in \Omega_h} \int_E (\Pi_{l,E}^\Delta f) v_h dx = \sum_{E \in \Omega_h} \int_E f (\Pi_{l,E}^\Delta v_h) dx \quad (16)$$

is computable from the DOFs of  $v_h$  since  $f$  is known. The X-VEM scheme then reads: Find  $u_h \in V_{k,h,0}^\Psi$  such that

$$a_h(u_h, v_h) = \int_\Omega f_h v_h \quad \forall v_h \in V_{k,h,0}^\Psi. \quad (17)$$

**Theorem 2.7 (Discrete Energy Error)** *Let  $u_h \in V_{k,h,0}^\Psi$  denote the solution to the X-VEM scheme (17) and  $u = u^r + \psi \in H_0^1(\Omega)$ , with  $u^r \in H^{k+1}(\Omega_h)$  and  $\psi \in \Psi(\Omega)$ , the solution to the continuous problem (2). Under Assumption 2.1, the following energy error estimate holds:*

$$\|u_h - \mathcal{I}_{k,h} u\|_{1,h} \lesssim h^k |u^r|_{H^{k+1}(\Omega_h)}, \quad (18)$$

where  $\mathcal{I}_{k,h} u = \widehat{\mathcal{I}}_{k,h} u^r + \psi \in V_{k,h,0}^\Psi$  with  $\widehat{\mathcal{I}}_{k,h} : H^1(\Omega) \rightarrow V_k^h$  the standard VEM interpolant of  $u^r$ , see [2].

We note in passing that splitting the interpolant  $\mathcal{I}_{k,h}$  into a singular component and an element of the regular VEM space is crucial to the analysis and relies on the fact that the space  $V_{k,h}^\Psi(E)$  contains the regular VEM space.

**Remark 2.8 (Alternate interpolator and local enrichment)** *A more natural way to define the interpolant on  $V_{k,h}^\Psi$  is to take  $\mathcal{I}_{k,h}v$  as the unique virtual function that has  $((\Pi_{l,E}^\Delta v)_{E \in \Omega_h}, (\Pi_{k-2,e}^\mathbb{P} v)_{e \in \mathcal{E}_h}, (v(\nu))_{\nu \in \mathcal{V}_h})$  as degrees of freedom (D1)–(D3). With this definition,  $\mathcal{I}_{k,h}$  leaves the enrichment space  $\Psi$  invariant, and allows for local enrichment as briefly discussed in Remark 2.2.*

*For the upcoming analysis, we would need to establish optimal approximation properties of  $\Pi_{k,E}^{\nabla,\Psi} \mathcal{I}_{k,h}$ , which essentially requires to prove the boundedness of this mapping (defined on  $H^2(E)$ ) in a scaled  $H^2$ -seminorm (see [17, Lemma 1.43 and Section 5.5.6.2]). Proving this boundedness is however not a trivial matter for the extended VEM, as discrete inverse and trace inequalities are not readily available in the non-polynomial spaces  $\mathbb{P}_k^\Psi(E)$  and  $\mathbb{P}_l^\Delta(E)$  (we note that it is already quite challenging for the regular VEM [10]). A more flexible approach to go in this direction would perhaps to use a fully discrete analysis (without direct usage of virtual functions, that are difficult to estimate), in the spirit of [29].*

### 3 Convergence analysis

We provide in this section a proof of Theorem 2.7. The proof hinges on the consistency of the scheme which we state in Theorem 3.5. We begin with the following lemma which guarantees the stability and well-posedness of the scheme, and is also crucial in validating Theorem 2.7. Given a mesh sequence satisfying Assumption 1.1, the following continuous trace inequality holds [11]:

**Lemma 3.1 (Continuous trace inequality)** *For all  $E \in \Omega_h$  and  $v \in H^1(E)$ , it holds,*

$$h_E \|v\|_{\partial E}^2 \lesssim \|v\|_E^2 + h_E^2 \|\nabla v\|_E^2, \quad (19)$$

where the hidden constant depends only on the mesh regularity parameter  $\varrho$ .

**Lemma 3.2** *The mapping  $\|\cdot\|_{1,h} : V_{k,h,0}^\Psi \rightarrow [0, \infty)$  defined by (14) is a norm.*

*Proof.* As  $\|\cdot\|_{1,h}$  is clearly a seminorm, we only have to prove that if  $\|v_h\|_{1,h} = 0$  for some  $v_h \in V_{k,h,0}^\Psi$ , then  $v_h = 0$ . To this end, we note that  $\|v_h\|_{1,h} = 0$  implies  $\|\nabla \Pi_{k,E}^{\nabla,\Psi} v_h\|_E = 0$  for each  $E \in \Omega_h$ , and thus that  $\Pi_{k,E}^{\nabla,\Psi} v_h$  is constant on each  $E \in \Omega_h$ . The condition  $\|v_h - \Pi_{k,E}^{\nabla,\Psi} v_h\|_{\partial E} = 0$  shows that  $v_h|_{\partial E} = (\Pi_{k,E}^{\nabla,\Psi} v_h)|_{\partial E}$  is also constant. Working from neighbour to neighbour and using the homogeneous condition  $v_h|_{\partial \Omega} = 0$ , we infer that those constants are all zero. Combining with the condition

$$\|\Pi_{l,E}^\Delta (v_h - \Pi_{k,E}^{\nabla,\Psi} v_h)\|_E = 0$$

we infer that for all  $E \in \Omega_h$ ,  $\Pi_{l,E}^\Delta v_h = 0$ . Therefore all the DOFs of  $v_h$  vanish, and thus  $v_h = 0$ .  $\square$

**Lemma 3.3 (Consistency of  $S^E$ )** Let  $S^E : V_{k,h}^\Psi(E) \times V_{k,h}^\Psi(E) \rightarrow \mathbb{R}$  be a stabilisation term satisfying equation (11). Then it holds for all  $v = v^r + \psi \in H^1(E)$  with  $v^r \in H^{k+1}(E)$  and  $\psi \in \Psi(E)$  that

$$S^E(\mathcal{I}_{k,h}v, \mathcal{I}_{k,h}v) \lesssim \left[ h_E^k |v^r|_{H^{k+1}(E)} \right]^2. \quad (20)$$

*Proof.* It follows from the definition of  $\mathcal{I}_{k,h}$  and the  $\mathbb{P}_k^\Psi(E)$ -consistency (12) of  $S^E$  together with the fact that  $\psi + \Pi_{k,E}^{\nabla, \Psi} \widehat{\mathcal{I}}_{k,h} v^r \in \mathbb{P}_k^\Psi(E)$  that

$$S^E(\mathcal{I}_{k,h}v, \mathcal{I}_{k,h}v) = S^E(\widehat{\mathcal{I}}_{k,h}v^r + \psi, \widehat{\mathcal{I}}_{k,h}v^r + \psi) = S^E(\widehat{\mathcal{I}}_{k,h}v^r - \Pi_{k,E}^{\nabla, \Psi} \widehat{\mathcal{I}}_{k,h}v^r, \widehat{\mathcal{I}}_{k,h}v^r - \Pi_{k,E}^{\nabla, \Psi} \widehat{\mathcal{I}}_{k,h}v^r).$$

Therefore, we infer from equation (11) that

$$S^E(\mathcal{I}_{k,h}v, \mathcal{I}_{k,h}v) \lesssim h_E^{-2} \|\Pi_{l,E}^\Delta (\widehat{\mathcal{I}}_{k,h} - \Pi_{k,E}^{\nabla, \Psi} \widehat{\mathcal{I}}_{k,h}) v^r\|_E^2 + h_E^{-1} \|(\widehat{\mathcal{I}}_{k,h} - \Pi_{k,E}^{\nabla, \Psi} \widehat{\mathcal{I}}_{k,h}) v^r\|_{\partial E}^2. \quad (21)$$

By the  $L^2$ -boundedness of  $\Pi_{l,E}^\Delta$  and applying the continuous trace inequality (19) on the boundary term it follows that

$$\begin{aligned} h_E^{-2} \|\Pi_{l,E}^\Delta (\widehat{\mathcal{I}}_{k,h} - \Pi_{k,E}^{\nabla, \Psi} \widehat{\mathcal{I}}_{k,h}) v^r\|_E^2 + h_E^{-1} \|(\widehat{\mathcal{I}}_{k,h} - \Pi_{k,E}^{\nabla, \Psi} \widehat{\mathcal{I}}_{k,h}) v^r\|_{\partial E}^2 \\ \lesssim h_E^{-2} \|(\widehat{\mathcal{I}}_{k,h} - \Pi_{k,E}^{\nabla, \Psi} \widehat{\mathcal{I}}_{k,h}) v^r\|_E^2 + \|\nabla (\widehat{\mathcal{I}}_{k,h} - \Pi_{k,E}^{\nabla, \Psi} \widehat{\mathcal{I}}_{k,h}) v^r\|_E^2. \end{aligned} \quad (22)$$

Substituting (22) into (21) and applying a Poincaré–Wirtinger inequality (due to the zero mean value of  $(\widehat{\mathcal{I}}_{k,h} - \Pi_{k,E}^{\nabla, \Psi} \widehat{\mathcal{I}}_{k,h}) v^r$  on  $E$ ) yields

$$S^E(\mathcal{I}_{k,h}v, \mathcal{I}_{k,h}v) \lesssim \|\nabla (\widehat{\mathcal{I}}_{k,h} - \Pi_{k,E}^{\nabla, \Psi} \widehat{\mathcal{I}}_{k,h}) v^r\|_E^2 \leq \|\nabla (\widehat{\mathcal{I}}_{k,h} - \Pi_k^{\nabla, E} \widehat{\mathcal{I}}_{k,h}) v^r\|_E^2,$$

where the substitution of  $\Pi_{k,E}^{\nabla, \Psi}$  with  $\Pi_k^{\nabla, E}$  (the elliptic projector on  $\mathbb{P}_k(E)$ ) is justified by the definition of  $\Pi_{k,E}^{\nabla, \Psi}$ , which ensures that  $\nabla \Pi_{k,E}^{\nabla, \Psi} \widehat{\mathcal{I}}_{k,h} v^r$  is the best  $L^2$ -approximation of  $\nabla \widehat{\mathcal{I}}_{k,h} v^r$  in  $\nabla \mathbb{P}_k^\Psi(E) \supset \nabla \mathbb{P}_k(E)$ , while  $\nabla \Pi_k^{\nabla, E} \widehat{\mathcal{I}}_{k,h} v^r \in \nabla \mathbb{P}_k(E)$ . The proof of the consistency property (20) is complete by invoking the optimal approximation properties of  $\Pi_k^{\nabla, E} \widehat{\mathcal{I}}_{k,h}$  stated in [10, Lemma 2.23].  $\square$

**Lemma 3.4** It holds for all  $v_h \in V_{k,h}^\Psi(E)$  that

$$\|\nabla \Pi_{k,E}^{\nabla, \Psi} v_h\|_E + h_E^{-1} \|\Pi_{l,E}^\Delta v_h - \Pi_{k,E}^{\nabla, \Psi} v_h\|_E + h_E^{-\frac{1}{2}} \|v_h - \Pi_{k,E}^{\nabla, \Psi} v_h\|_{\partial E} + S^E(v_h, v_h)^{\frac{1}{2}} \lesssim \|v_h\|_{1,E}. \quad (23)$$

*Proof.* As each of  $\|\nabla \Pi_{k,E}^{\nabla, \Psi} v_h\|_E$  and  $h_E^{-\frac{1}{2}} \|v_h - \Pi_{k,E}^{\nabla, \Psi} v_h\|_{\partial E}$  appear in the definition of  $\|\cdot\|_{1,E}$ , their boundedness follows trivially. The boundedness of  $S^E(v_h, v_h)^{\frac{1}{2}}$  is a direct result of (11) applied to  $v_h - \Pi_{k,E}^{\nabla, \Psi} v_h$  and of the consistency (12) which gives  $S^E(v_h - \Pi_{k,E}^{\nabla, \Psi} v_h, v_h - \Pi_{k,E}^{\nabla, \Psi} v_h) = S^E(v_h, v_h)$ . It remains only to show that

$$h_E^{-1} \|\Pi_{l,E}^\Delta v_h - \Pi_{k,E}^{\nabla, \Psi} v_h\|_E \lesssim \|v_h\|_{1,E}.$$

To see this, we add and subtract the term  $\Pi_{l,E}^\Delta \Pi_{k,E}^{\nabla,\Psi} v_h$  and apply a triangle inequality to yield

$$h_E^{-1} \|\Pi_{l,E}^\Delta v_h - \Pi_{k,E}^{\nabla,\Psi} v_h\|_E \leq h_E^{-1} \|\Pi_{l,E}^\Delta v_h - \Pi_{l,E}^\Delta \Pi_{k,E}^{\nabla,\Psi} v_h\|_E + h_E^{-1} \|\Pi_{l,E}^\Delta \Pi_{k,E}^{\nabla,\Psi} v_h - \Pi_{k,E}^{\nabla,\Psi} v_h\|_E.$$

The bound

$$h_E^{-1} \|\Pi_{l,E}^\Delta v_h - \Pi_{l,E}^\Delta \Pi_{k,E}^{\nabla,\Psi} v_h\|_E \leq \|v_h\|_{1,E}$$

follows trivially from the definition of  $\|\cdot\|_{1,E}$ . As orthogonal projectors are the best approximations for their norm, and  $\mathbb{P}_l(E) \subset \mathbb{P}_l^\Delta(E)$  it holds that

$$h_E^{-1} \|\Pi_{l,E}^\Delta \Pi_{k,E}^{\nabla,\Psi} v_h - \Pi_{k,E}^{\nabla,\Psi} v_h\|_E \leq h_E^{-1} \|\Pi_l^{0,E} \Pi_{k,E}^{\nabla,\Psi} v_h - \Pi_{k,E}^{\nabla,\Psi} v_h\|_E,$$

where  $\Pi_l^{0,E}$  is the  $L^2(E)$ -orthogonal projector on  $\mathbb{P}_l(E)$ . Applying the approximation properties of  $\Pi_l^{0,E}$  to yield

$$h_E^{-1} \|\Pi_l^{0,E} \Pi_{k,E}^{\nabla,\Psi} v_h - \Pi_{k,E}^{\nabla,\Psi} v_h\|_E \lesssim \|\nabla \Pi_{k,E}^{\nabla,\Psi} v_h\|_E$$

completes the proof.  $\square$

With  $u$  the exact solution to (2), the consistency error is given by the linear form  $\mathcal{E}(u; \cdot) : V_{k,h,0}^\Psi \rightarrow \mathbb{R}$  defined for all  $v_h \in V_{k,h,0}^\Psi$  as

$$\mathcal{E}(u; v_h) := \int_{\Omega} f_h v_h \, d\mathbf{x} - a_h(\mathcal{I}_{k,h} u, v_h).$$

**Theorem 3.5 (Consistency error)** *Recalling that the exact solution to (2) is written  $u = u^r + \psi$ , the consistency error satisfies the estimate*

$$|\mathcal{E}(u; v_h)| \lesssim h^k |u^r|_{H^{k+1}(\Omega_h)} \|v_h\|_{1,h}. \quad (24)$$

*Proof.* Applying the definition (10) of  $a_h$  and the orthogonality properties of  $\Pi_{k,E}^{\nabla,\Psi}$ , it holds that

$$a_h(\mathcal{I}_{k,h} u, v_h) = \sum_{E \in \Omega_h} \left( \int_E \nabla \mathcal{I}_{k,h} u \cdot \nabla \Pi_{k,E}^{\nabla,\Psi} v_h \, d\mathbf{x} + S^E(\mathcal{I}_{k,h} u, v_h) \right). \quad (25)$$

Consider now, on each element  $E \in \Omega_h$ ,

$$\begin{aligned} - \int_E \Delta u \Pi_{l,E}^\Delta v_h \, d\mathbf{x} &= - \int_E \Delta u (\Pi_{l,E}^\Delta v_h - \Pi_{k,E}^{\nabla,\Psi} v_h) \, d\mathbf{x} + \int_E \nabla u \cdot \nabla \Pi_{k,E}^{\nabla,\Psi} v_h \, d\mathbf{x} \\ &\quad - \langle \nabla u \cdot \mathbf{n}, \Pi_{k,E}^{\nabla,\Psi} v_h \rangle_{-\frac{1}{2}, \frac{1}{2}, \partial E}, \end{aligned} \quad (26)$$

which follows by adding and subtracting the term  $\int_T \Delta u \Pi_{k,E}^{\nabla,\Psi} v_h \, d\mathbf{x}$  and integrating by parts. By the continuity of the virtual function  $v_h$  and of the normal fluxes  $\nabla u \cdot \mathbf{n}$  across the mesh edges and  $v_h|_{\partial\Omega} = 0$ , it holds that

$$0 = \langle \nabla u \cdot \mathbf{n}, v_h \rangle_{-\frac{1}{2}, \frac{1}{2}, \partial\Omega} = \sum_{E \in \Omega_h} \langle \nabla u \cdot \mathbf{n}_E, v_h \rangle_{-\frac{1}{2}, \frac{1}{2}, \partial E}. \quad (27)$$

Adding (27) to (26) and summing over all elements  $E \in \Omega_h$ , it follows that

$$-\int_{\Omega} \Delta u \Pi_{l,E}^{\Delta} v_h \, d\mathbf{x} = \sum_{E \in \Omega_h} \left[ -\int_E \Delta u (\Pi_{l,E}^{\Delta} v_h - \Pi_{k,E}^{\nabla, \Psi} v_h) \, d\mathbf{x} + \int_E \nabla u \cdot \nabla \Pi_{k,E}^{\nabla, \Psi} v_h \, d\mathbf{x} + \langle \nabla u \cdot \mathbf{n}, v_h - \Pi_{k,E}^{\nabla, \Psi} v_h \rangle_{-\frac{1}{2}, \frac{1}{2}, \partial E} \right]. \quad (28)$$

Let  $z \in \mathbb{P}_k^{\Psi}(E)$ . Since  $\Delta z \in \Delta \mathbb{P}_k^{\Psi}(E) \subset \mathbb{P}_l^{\Delta}(E)$  and  $\Pi_{l,E}^{\Delta}$  is the  $L^2$ -projector on that space, we have

$$\int_E \Delta z (\Pi_{l,E}^{\Delta} v_h - \Pi_{k,E}^{\nabla, \Psi} v_h) \, d\mathbf{x} = \int_E \Delta z (v_h - \Pi_{k,E}^{\nabla, \Psi} v_h) \, d\mathbf{x}.$$

Hence, integrating by part and using the definition (7) of  $\Pi_{k,E}^{\nabla, \Psi}$ ,

$$-\int_E \Delta z (\Pi_{l,E}^{\Delta} v_h - \Pi_{k,E}^{\nabla, \Psi} v_h) \, d\mathbf{x} + \langle \nabla z \cdot \mathbf{n}, v_h - \Pi_{k,E}^{\nabla, \Psi} v_h \rangle_{-\frac{1}{2}, \frac{1}{2}, \partial E} = \int_E \nabla z \cdot \nabla (v_h - \Pi_{k,E}^{\nabla, \Psi} v_h) \, d\mathbf{x} = 0.$$

Applying this to  $z = \psi + \Pi_k^{\nabla, E} u^r \in \mathbb{P}_k^{\Psi}(E)$ , we can cancel in the following expression the singular component  $\psi$  of  $u$  and introduce the term  $\Pi_k^{\nabla, E} u^r$  to write

$$\begin{aligned} & -\int_E \Delta u (\Pi_{l,E}^{\Delta} v_h - \Pi_{k,E}^{\nabla, \Psi} v_h) \, d\mathbf{x} + \langle \nabla u \cdot \mathbf{n}, v_h - \Pi_{k,E}^{\nabla, \Psi} v_h \rangle_{-\frac{1}{2}, \frac{1}{2}, \partial E} \\ & = -\int_E \Delta (u^r - \Pi_k^{\nabla, E} u^r) (\Pi_{l,E}^{\Delta} v_h - \Pi_{k,E}^{\nabla, \Psi} v_h) \, d\mathbf{x} + \langle \nabla (u^r - \Pi_k^{\nabla, E} u^r) \cdot \mathbf{n}, v_h - \Pi_{k,E}^{\nabla, \Psi} v_h \rangle_{-\frac{1}{2}, \frac{1}{2}, \partial E}. \end{aligned}$$

Substituting back into (28) yields

$$\begin{aligned} -\int_{\Omega} \Delta u \Pi_{l,E}^{\Delta} v_h \, d\mathbf{x} & = \sum_{E \in \Omega_h} \left[ \int_E \nabla u \cdot \nabla \Pi_{k,E}^{\nabla, \Psi} v_h \, d\mathbf{x} \right. \\ & \left. - \int_E \Delta (u^r - \Pi_k^{\nabla, E} u^r) (\Pi_{l,E}^{\Delta} v_h - \Pi_{k,E}^{\nabla, \Psi} v_h) \, d\mathbf{x} + \int_{\partial E} \nabla (u^r - \Pi_k^{\nabla, E} u^r) \cdot \mathbf{n} (v_h - \Pi_{k,E}^{\nabla, \Psi} v_h) \, ds \right], \quad (29) \end{aligned}$$

where we have replaced the  $\langle \cdot, \cdot \rangle_{-\frac{1}{2}, \frac{1}{2}, \partial E}$  duality product with the integral notation due to the regularity of  $u^r$ . Therefore, combining (29) and (25), and recalling (16) and that  $f = -\Delta u$ ,

$$\begin{aligned} \mathcal{E}(u; v_h) & = \sum_{E \in \Omega_h} \left[ \int_E \nabla (u - \mathcal{I}_{k,h} u) \cdot \nabla \Pi_{k,E}^{\nabla, \Psi} v_h \, d\mathbf{x} - S^E(\mathcal{I}_{k,h} u, v_h) \right. \\ & \left. - \int_E \Delta (u^r - \Pi_k^{\nabla, E} u^r) (\Pi_{l,E}^{\Delta} v_h - \Pi_{k,E}^{\nabla, \Psi} v_h) \, d\mathbf{x} + \int_{\partial E} \nabla (u^r - \Pi_k^{\nabla, E} u^r) \cdot \mathbf{n} (v_h - \Pi_{k,E}^{\nabla, \Psi} v_h) \, ds \right]. \end{aligned}$$

By applying Cauchy–Schwarz inequalities to each of the terms and (23) we obtain

$$\begin{aligned} \mathcal{E}(u; v_h) & \lesssim \sum_{E \in \Omega_h} \|v_h\|_{1,E} \left[ \|\nabla (u - \mathcal{I}_{k,h} u)\|_E + S^E(\mathcal{I}_{k,h} u, \mathcal{I}_{k,h} u)^{\frac{1}{2}} \right. \\ & \left. + h_E \|\Delta (u^r - \Pi_k^{\nabla, E} u^r)\|_E + h_E^{\frac{1}{2}} \|\nabla (u^r - \Pi_k^{\nabla, E} u^r) \cdot \mathbf{n}\|_{\partial E} \right]. \end{aligned}$$

It follows from the definition of  $\mathcal{I}_{k,h}$  that  $u - \mathcal{I}_{k,h}u = u^r - \widehat{\mathcal{I}}_{k,h}u^r$  and thus applying the approximation properties of  $\widehat{\mathcal{I}}_{k,h}$  [10, Lemma 2.23] yields the bound

$$\|\nabla(u - \mathcal{I}_{k,h}u)\|_E \lesssim h_E^k |u^r|_{H^{k+1}(E)}.$$

Combining with the consistency (20) of  $S^E$  and the approximation properties of  $\Pi_k^{\nabla,E}$ , it is clear that

$$\mathcal{E}(u; v_h) \lesssim \sum_{E \in \Omega_h} \|v_h\|_{1,E} h_E^k |u^r|_{H^{k+1}(E)}.$$

The result follows from a Cauchy–Schwarz inequality and the bound  $h_E \leq h$ .  $\square$

The proof of Theorem 2.7 now follows trivially.

*Proof of Theorem 2.7.* It follows from the coercivity property (15) and the Third Strang Lemma [17, Lemma A.7] that

$$\|u_h - \mathcal{I}_{k,h}u\|_{1,h} \lesssim \sup_{\|v_h\|_{1,h}=1} |\mathcal{E}(u; v_h)|.$$

The proof then follows from the residual error (24).  $\square$

## 4 Numerical experiments

The XVEM method described in Section 2 is implemented using the open-source C++ library `PolyMesh` (<https://github.com/liamyem/PolyMesh>). We focus here on testing the method on domains possessing fractures or re-entrant corners. For both these cases, the exact solution is not expected to be  $H^2$ , and so a classical virtual element method is expected to converge sub-optimally for all  $k$ .

Enriching elements and edges with singular functions far from the location of the singularity can cause severe ill-conditioning due to these functions being well-approximated by polynomials. This is typically mitigated through local enrichment [5, 29]. However, the analysis of the method described in this paper requires splitting the interpolant into a singular part, and an classical VEM interpolant on the regular part (see Remarks 2.2 and 2.8). This requires the enrichment function to be globally  $H^1$ -conforming. As such, a sufficiently smooth cut-off function would be required to facilitate local enrichment.

However, numerical tests suggest that removing the additional DOFs far from the singularity still leads to a valid scheme. In particular, we can enrich the local spaces on the elements and their edges only if the element intersects the disk of radius  $\gamma > 0$  centred at the singularity. For all tests the local enrichment parameter is taken as  $\gamma = 0.15$ . While such an enrichment is not accounted for by the analysis in this paper, the tests show that locally enriching in this manner achieves optimal results.

### 4.1 Fractured domain

Consider the fractured domain  $\Omega = (-1, 1)^2 \setminus \{(x, y) : y = 0, x > 0\}$ . The solution to problem (1) posed in this domain is expected to contain a singularity at the fracture tip of the form [21]

$$\psi(r, \theta) = r^{\frac{1}{2}} \sin\left(\frac{1}{2}\theta\right).$$

As such, we test with an exact solution

$$u = \sin(\pi x) \sin(\pi y) + \psi$$

and enrich the local spaces with the function  $\psi$ .

A sequence of Cartesian meshes of the domain  $\Omega$  is considered. The parameters of these meshes are displayed in Table 1 and two meshes are plotted in Figure 1 showing the fracture and the local enrichment scheme.

Mesh #	$h$	Nb. Elements	Nb. Edges	Nb. Vertices
1	0.7071	16	40	25
2	0.3536	64	144	81
3	0.1768	256	544	289
4	0.0884	1,024	2,112	1,089
5	0.0442	4,096	8,320	4,225
6	0.0221	16,384	33,024	16,641

Table 1: Mesh data used for the fractured domain test

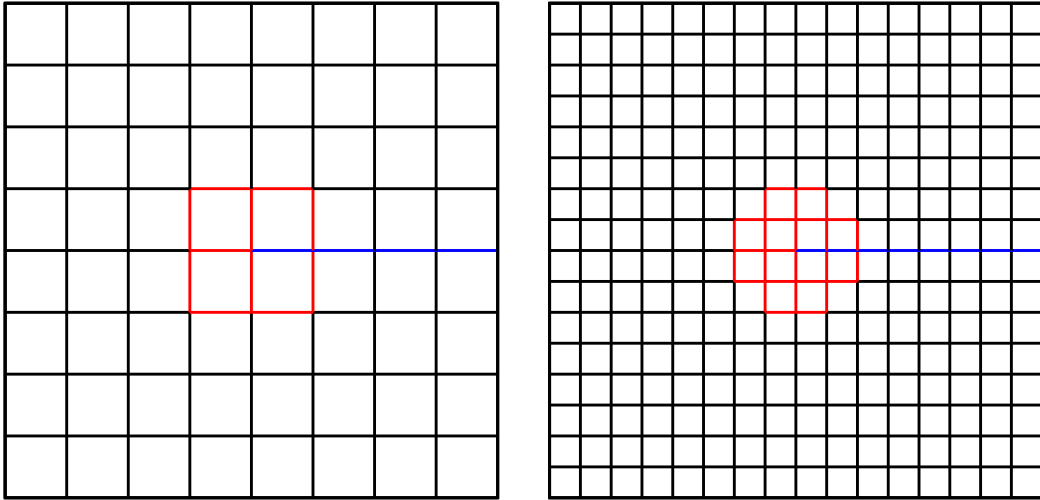


Figure 1: Plots of meshes 2 and 3 used in the fractured domain test. The fracture is coloured blue and enriched elements are coloured red.

The solution to the discrete problem (17) is denoted by  $u_h$  and the solution to the continuous problem (1) is denoted by  $u$ . The accuracy of the scheme is determined by the following relative errors (respectively measuring the error in an  $L^2$ -like norm and an  $H^1$ -like seminorm):

$$E_{0,h}^2 := \frac{\sum_{E \in \Omega_h} \|\Pi_{k,E}^{\nabla, \Psi}(u_h - u)\|_E^2}{\sum_{E \in \Omega_h} \|\Pi_{k,E}^{\nabla, \Psi} u\|_E^2} \quad \text{and} \quad E_{1,h}^2 := \frac{\sum_{E \in \Omega_h} |\Pi_{k,E}^{\nabla, \Psi}(u_h - u)|_{H^1(E)}^2}{\sum_{E \in \Omega_h} |\Pi_{k,E}^{\nabla, \Psi} u|_{H^1(E)}^2}.$$

As enriching the virtual element method increases the number of degrees of freedom, it is most appropriate to plot the error against the degrees of freedom. After static condensation is performed, and the boundary degrees of freedom are fixed, the only remaining degrees of freedom are those corresponding to the internal edges and vertices. As the number of DOFs grows linearly with the number of elements, which is of order  $\sim h^{-2}$  for our meshes, the  $\mathcal{O}(h^k)$  error estimate predicted for the error in ( $H^1$ -like) energy norm by (18) translates to  $\mathcal{O}((\#\text{DOFs})^{-k/2})$  in our graphs.

In Figure 2, the error of the scheme is plotted against these remaining DOFs for a non-enriched, globally enriched and locally enriched scheme. The ill-conditioning of the globally enriched method is apparent due to the scheme failing on Meshes 5 & 6 when  $k = 2, 3$ . Moreover, for a given mesh and polynomial degree  $k$ , the globally enriched scheme typically has a worse  $H^1$  error than the locally enriched scheme, suggesting that ill-conditioning is plaguing the scheme. When  $k = 1, 2$ , the non-enriched scheme converges optimally in  $L^2$  error, however the convergence rate is sub-optimal in  $H^1$  error. For  $k = 2$  the non-enriched scheme converges sub-optimally in both  $L^2$  and  $H^1$  error and is significantly outperformed by both enriched schemes. The locally enriched scheme converges optimally in all cases and is clearly the best performing scheme.

**Remark 4.1 (Superconvergence in  $L^2$  norm)** For  $k = 1, 3$  we note a superconvergence in  $L^2$ -norm, with an error decaying as  $\mathcal{O}((\#\text{DOFs})^{-(k+1)/2})$ . This superconvergence does not occur for  $k = 2$ . Given our choice of (depleted) element unknowns in the VEM space, the VEM scheme for  $k = 2$  can be compared with the (depleted) HHO scheme for  $(k, \ell) = (1, 0)$  [17, Chapter 5.1], for which the loss of superconvergence in  $L^2$ -norm is a well documented phenomenon (see [17, Remark 5.17 and Section 5.1.8]).

## 4.2 L-shaped domain

Consider the fractured domain  $\Omega = (-1, 1)^2 \setminus (0, 1)^2$ . The solution in this domain has a singularity located at the re-entrant corner of the form

$$\psi(r, \theta) = r^{\frac{2}{3}} \sin\left(\frac{2}{3}\left(\theta - \frac{\pi}{2}\right)\right).$$

Analogous to the fractured domain test, we consider an exact solution of the form

$$u = \sin(\pi x) \sin(\pi y) + \psi$$

and enrich the local spaces with the function  $\psi$ .

A sequence of hexagonal meshes of the domain  $\Omega$  is considered. The parameters of these meshes are displayed in Table 2 and two meshes are plotted in Figure 3 showing the enrichment scheme considered for the locally enriched tests.

Figure 4 illustrates the error of the method plotted against the remaining internal DOFs after static condensation for a non-enriched, globally enriched, and locally enriched scheme. As with the fractured domain, the globally enriched approach exhibits evident ill-conditioning, as observed by its failure on Mesh 7 when  $k = 1$ , Mesh 6 & 7 when  $k = 2$  and on Mesh 4, 5, 6 & 7 when  $k = 3$ . Indeed, for  $k = 1, 2$ , the error is greater for the globally enriched scheme than for either the non-enriched or locally enriched schemes. As with the fractured domain test, the locally enriched scheme is the best performing and converges optimally in all cases.



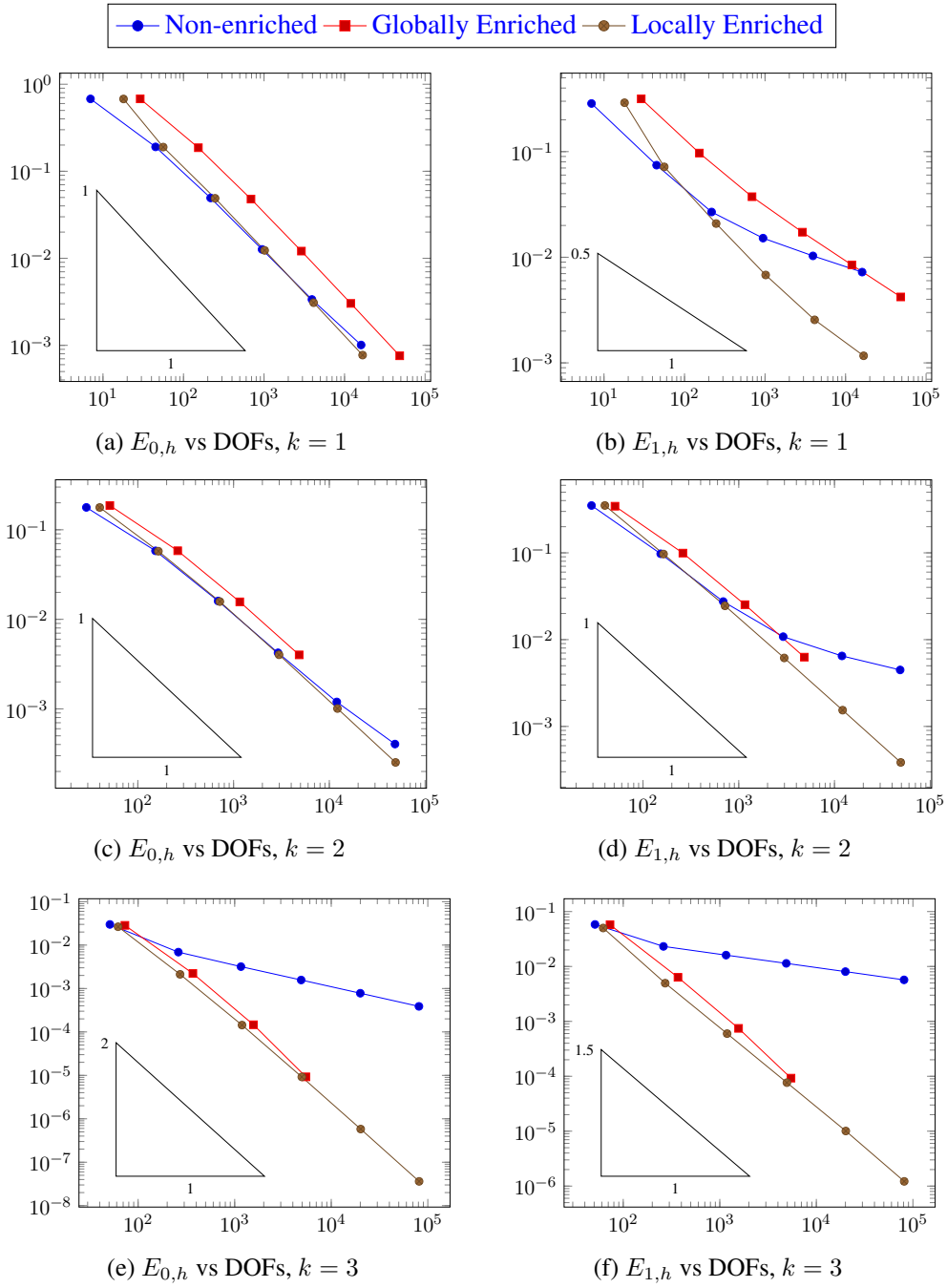


Figure 2: Tests on fractured domain

Mesh #	$h$	Nb. Elements	Nb. Edges	Nb. Vertices
1	0.7454	21	76	56
2	0.4177	65	224	160
3	0.2992	133	444	312
4	0.1665	481	1,536	1,056
5	0.1019	1,281	4,000	2,720
6	0.0514	4,961	15,200	10,240
7	0.0257	19,521	59,200	39,680

Table 2: Mesh data used for the L-shaped domain test

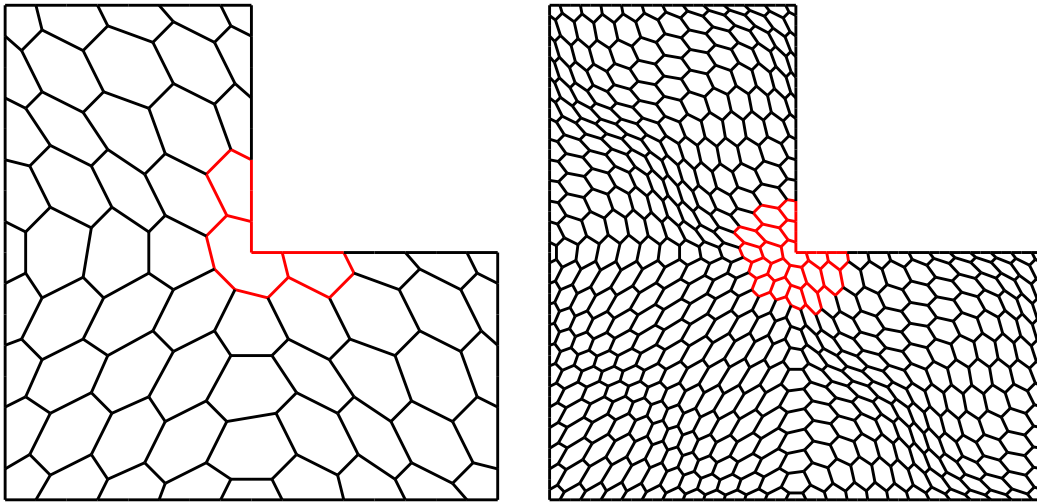


Figure 3: Plots of meshes 2 and 4 used in the L-shaped domain test. The enriched elements are coloured red.

## 5 Conclusions

In this paper, a novel extension of the virtual element method has been introduced, which achieves consistency on highly generic enrichment spaces. This is applicable to problems posed in complex geometries, where singularities are known to exist near corners and fractures. However, the method also has applicability to any scenario where some component of the solution can be asymptotically obtained. This could include, for example, singular behaviour in the source term, or a highly oscillatory component of the solution. While the method was formulated for the Poisson problem in two dimensions, it has natural extensions to higher dimensions and more general linear elliptic problems.

We performed a complete analysis of the proposed method, proving its capacity to achieve optimal convergence rate in energy norm. Numerical tests support the theoretical findings in the presence of corner and fracture singularities in both  $L^2$ - and  $H^1$ -norm. However, ill-conditioning issues plagues the globally enriched scheme – something also observed by [5, 29]. The analysis in this paper does not account for the

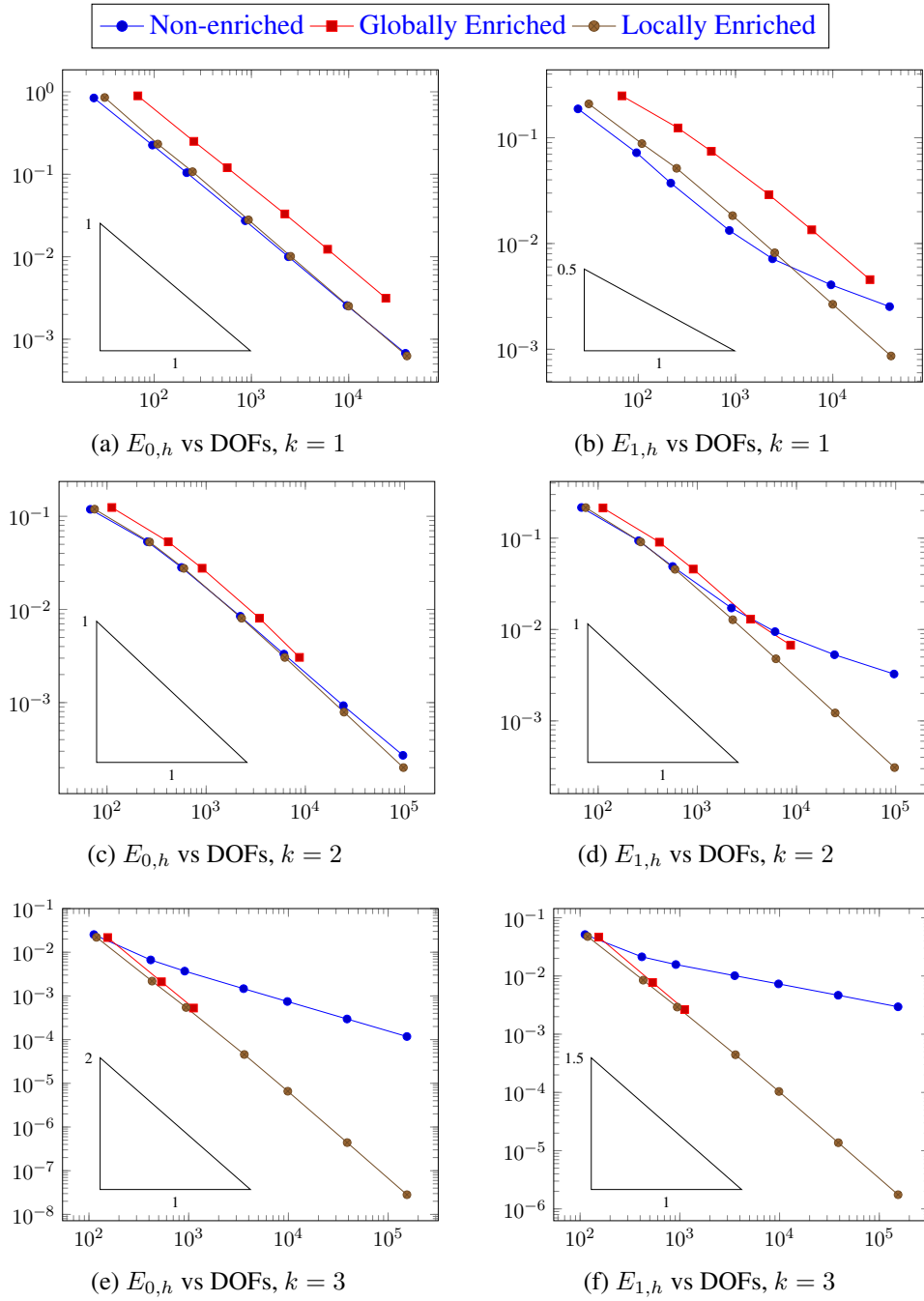


Figure 4: Tests on L-shaped domain

method of local enrichment considered in Section 4, however, numerical tests show optimal convergence. Providing a robust analysis for the X-VEM with discontinuous enrichment spaces is a potential avenue of

future research.

## Acknowledgement

The work of JD was partially supported by the Australian Government through the Australian Research Council's Discovery Projects funding scheme (project number DP210103092) and by the European Union (ERC Synergy, NEMESIS, project number 101115663); views and opinions expressed are however those of the authors only and do not necessarily reflect those of the European Union or the European Research Council Executive Agency. Neither the European Union nor the granting authority can be held responsible for them.

The work of GM was partially supported by the Laboratory Directed Research and Development (LDRD) program of Los Alamos National Laboratory under project number 20220129ER. Los Alamos National Laboratory is operated by Triad National Security, LLC, for the National Nuclear Security Administration of U.S. Department of Energy (Contract No. 89233218CNA000001).

The work of LY was supported by a Monash University Postgraduate Publications Award.

## References

- [1] R. A. Adams and J. J. F. Fournier. *Sobolev spaces*. 2nd ed. Pure and Applied Mathematics. Academic Press, 2003.
- [2] B. Ahmad, A. Alsaedi, F. Brezzi, L. D. Marini, and A. Russo. "Equivalent projectors for virtual element methods". In: *Computers & Mathematics with Applications* 66 (2013), pp. 376–391.
- [3] P. F. Antonietti, F. Brezzi, and L. D. Marini. "Bubble stabilization of discontinuous Galerkin methods". In: *Comput. Methods Appl. Mech. Engrg.* 198.21-26 (2009), pp. 1651–1659. DOI: [10.1016/j.cma.2008.12.033](https://doi.org/10.1016/j.cma.2008.12.033).
- [4] E. Artioli and L. Mascotto. "Enriched virtual elements for plane elasticity with corner singularities". In: *Comput. Mech.* (2023). DOI: [s00466-023-02418-4](https://doi.org/10.1007/s00466-023-02418-4).
- [5] E. Artioli and L. Mascotto. "Enrichment of the nonconforming virtual element method with singular functions". In: *Computer Methods in Applied Mechanics and Engineering* 385 (2021), p. 114024.
- [6] I. Babuška and J. M. Melenk. "The partition of unity method". In: *International journal for numerical methods in engineering* 40.4 (1997), pp. 727–758.
- [7] T. Belytschko and T. Black. "Elastic crack growth in finite elements with minimal remeshing". In: *International journal for numerical methods in engineering* 45.5 (1999), pp. 601–620.
- [8] E. Benvenuti, A. Chiozzi, G. Manzini, and N. Sukumar. "Extended virtual element method for the Laplace problem with singularities and discontinuities". In: *Computer Methods in Applied Mechanics and Engineering* 356 (2019), pp. 571–597.
- [9] E. Benvenuti, A. Chiozzi, G. Manzini, and N. Sukumar. "Extended virtual element method for two-dimensional linear elastic fracture". In: *Computer Methods in Applied Mechanics and Engineering* 390 (2022), p. 114352.

- [10] S. C. Brenner, Q. Guan, and L.-Y. Sung. “Some estimates for virtual element methods”. In: *Computational Methods in Applied Mathematics* 17.4 (2017), pp. 553–574.
- [11] S. C. Brenner and L.-Y. Sung. “Virtual element methods on meshes with small edges or faces”. In: *Mathematical Models and Methods in Applied Sciences* 28.07 (2018), pp. 1291–1336.
- [12] A. Cangiani, Z. Dong, E. H. Georgoulis, and P. Houston. “*hp*-version discontinuous Galerkin methods for advection-diffusion-reaction problems on polytopic meshes”. In: *ESAIM Math. Model. Numer. Anal.* 50.3 (2016), pp. 699–725. DOI: [10.1051/m2an/2015059](https://doi.org/10.1051/m2an/2015059).
- [13] B. Cockburn, D. A. Di Pietro, and A. Ern. “Bridging the Hybrid High-Order and Hybridizable Discontinuous Galerkin methods”. In: *ESAIM: Math. Model. Numer. Anal.* 50.3 (2016), pp. 635–650. DOI: [10.1051/m2an/2015051](https://doi.org/10.1051/m2an/2015051).
- [14] B. Cockburn, J. Gopalakrishnan, and R. Lazarov. “Unified hybridization of discontinuous Galerkin, mixed, and continuous Galerkin methods for second order elliptic problems”. In: *SIAM J. Numer. Anal.* 47.2 (2009), pp. 1319–1365. DOI: [10.1137/070706616](https://doi.org/10.1137/070706616).
- [15] D. A. Di Pietro and A. Ern. *Mathematical aspects of discontinuous Galerkin methods*. Vol. 69. Mathématiques & Applications (Berlin) [Mathematics & Applications]. Springer, Heidelberg, 2012, pp. xviii+384. ISBN: 978-3-642-22979-4. DOI: [10.1007/978-3-642-22980-0](https://doi.org/10.1007/978-3-642-22980-0).
- [16] D. A. Di Pietro, A. Ern, and S. Lemaire. “An arbitrary-order and compact-stencil discretization of diffusion on general meshes based on local reconstruction operators”. In: *Comput. Meth. Appl. Math.* 14.4 (2014), pp. 461–472. DOI: [10.1515/cmam-2014-0018](https://doi.org/10.1515/cmam-2014-0018).
- [17] D. A. Di Pietro and J. Droniou. *The Hybrid High-Order Method for Polytopal Meshes: Design, Analysis, and Applications*. Vol. 19. Modeling, Simulation and Applications. Springer International Publishing, 2020, xxxi + 525p. ISBN: 978-3-030-37202-6 (Hardcover), 978-3-030-37203-3 (eBook). DOI: [10.1007/978-3-030-37203-3](https://doi.org/10.1007/978-3-030-37203-3). URL: <https://hal.archives-ouvertes.fr/hal-02151813>.
- [18] J. Droniou. “Finite volume schemes for diffusion equations: introduction to and review of modern methods”. In: *Math. Models Methods Appl. Sci.* 24.8 (2014), pp. 1575–1619. DOI: [10.1142/S0218202514400041](https://doi.org/10.1142/S0218202514400041).
- [19] J. Droniou, R. Eymard, T. Gallouët, and R. Herbin. “A unified approach to mimetic finite difference, hybrid finite volume and mixed finite volume methods”. In: *Math. Models Methods Appl. Sci. (M3AS)* 20.2 (2010), pp. 1–31. DOI: [10.1142/S0218202510004222](https://doi.org/10.1142/S0218202510004222).
- [20] R. Eymard, T. Gallouët, and R. Herbin. “Discretization of heterogeneous and anisotropic diffusion problems on general nonconforming meshes. SUSHI: a scheme using stabilization and hybrid interfaces”. In: *IMA J. Numer. Anal.* 30.4 (2010), pp. 1009–1043. DOI: [10.1093/imanum/drn084](https://doi.org/10.1093/imanum/drn084).
- [21] P. Grisvard. *Elliptic Problems in Nonsmooth Domains*. Boston, MA: Pitman Publishing, Inc, 1985.
- [22] Y. Kuznetsov, K. Lipnikov, and M. Shashkov. “Mimetic finite difference method on polygonal meshes for diffusion-type problems”. In: *Comput. Geosci.* 8 (2004), pp. 301–324.
- [23] J. M. Melenk and I. Babuška. “The partition of unity finite element method: basic theory and applications”. In: *Computer methods in applied mechanics and engineering* 139.1-4 (1996), pp. 289–314.

- [24] N. Moës, J. Dolbow, and T. Belytschko. “A finite element method for crack growth without remeshing”. In: *International journal for numerical methods in engineering* 46.1 (1999), pp. 131–150.
- [25] M. Motz. “The treatment of singularities of partial differential equations by relaxation methods”. In: *Quarterly of Applied Mathematics* 4 (1947), pp. 371–377.
- [26] L. Mu, J. Wang, and X. Ye. “Weak Galerkin finite element methods on polytopal meshes”. In: *Int. J. Numer. Anal. Model.* 12.1 (2015), pp. 31–53.
- [27] L. Beirão da Veiga, F. Brezzi, A. Cangiani, G. Manzini, L. D. Marini, and A. Russo. “Basic principles of virtual element methods”. In: *Mathematical Models & Methods in Applied Sciences* 23 (2013), pp. 119–214.
- [28] L. Beirão da Veiga, K. Lipnikov, and G. Manzini. *The mimetic finite difference method for elliptic problems*. Vol. 11. MS&A. Modeling, Simulation and Applications. Springer, Cham, 2014, pp. xvi+392. ISBN: 978-3-319-02662-6; 978-3-319-02663-3. DOI: [10.1007/978-3-319-02663-3](https://doi.org/10.1007/978-3-319-02663-3).
- [29] L. Yemm. “Design and analysis of the extended hybrid high-order method for the Poisson problem”. In: *Advances in Computational Mathematics* 48.4 (2022), pp. 1–25. DOI: [10.1007/s10444-022-09958-y](https://doi.org/10.1007/s10444-022-09958-y).