



**HAL**  
open science

## Visible-Light-Driven Decarboxylative Borylation: Rapid Access to $\alpha$ - and $\beta$ -Amino-boronamides

Andrea Serafino, Hugo Pierre, Franck Le Vaillant, Julien Boutet, Gérard Guillamot, Luc Neuville, Géraldine Masson

► **To cite this version:**

Andrea Serafino, Hugo Pierre, Franck Le Vaillant, Julien Boutet, Gérard Guillamot, et al.. Visible-Light-Driven Decarboxylative Borylation: Rapid Access to  $\alpha$ - and  $\beta$ -Amino-boronamides. *Organic Letters*, 2023, 25 (51), pp.9249-9254. 10.1021/acs.orglett.3c04067 . hal-04428094

**HAL Id: hal-04428094**

**<https://hal.science/hal-04428094>**

Submitted on 31 Jan 2024

**HAL** is a multi-disciplinary open access archive for the deposit and dissemination of scientific research documents, whether they are published or not. The documents may come from teaching and research institutions in France or abroad, or from public or private research centers.

L'archive ouverte pluridisciplinaire **HAL**, est destinée au dépôt et à la diffusion de documents scientifiques de niveau recherche, publiés ou non, émanant des établissements d'enseignement et de recherche français ou étrangers, des laboratoires publics ou privés.

# Visible-Light-Driven Decarboxylative Borylation: Rapid Access to $\alpha$ - and $\beta$ -amino-boronamides

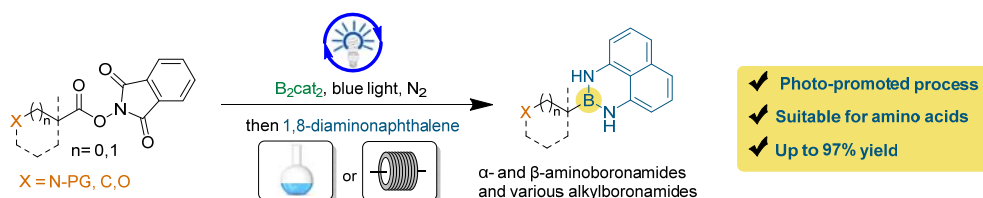
Andrea Serafino,<sup>†</sup> Hugo Pierre,<sup>†‡</sup> Franck Le Vaillant,<sup>†‡</sup> Julien Boutet,<sup>‡</sup> Gerard Guillamot,<sup>†</sup> Luc Neuville,<sup>†‡</sup> and Géraldine Masson<sup>†‡\*</sup>

<sup>†</sup> Labcom HitCat, Seqens-CNRS joint laboratory, Seqens'Lab, 8 Rue de Rouen, 78440 Porcheville, France

<sup>‡</sup> Institut de Chimie des Substances Naturelles (ICSN), CNRS UPR 2301, Université Paris-Saclay, 1 avenue de la Terrasse, 91198 Gif-sur-Yvette Cedex, France

<sup>‡</sup> Seqens SAS, 21 Chemin de la Sauvegarde, 21 Ecully Parc, Ecully 69130, France

Supporting Information Placeholder



**ABSTRACT:** In this study, we described a two steps process involving an efficient visible light-induced decarboxylative borylation of  $\alpha$ - and  $\beta$ -amino redox-active esters with bis(catecholato)diboron followed by transamination with 1,8-diaminonaphthalene (DANH<sub>2</sub>). A series of boronamides were obtained in moderate to excellent yields in this one-pot procedure. This protocol could be applied to a broad range of conventionally challenging substrates, including  $\alpha$ -oxoacid and tertiary carboxylic acid derivatives. The photochemical process proved to be very efficient even when conducted under flow conditions, with shorter reaction durations and scalable synthesis of DAN boronates.

Alkyl boronic acids and their derivatives are valuable compounds in the field of synthetic organic chemistry as they can be either used in cross-coupling reactions or further converted into diverse functional groups.<sup>1,2</sup> Organoboron compounds, which are isosteres of carboxylic acids, have been recognized as an important class of pharmacophores in medicinal chemistry.<sup>3</sup> The ability to react with nucleophilic residues (OH, SH) at various enzymatic sites makes boronic acid derivative efficient inhibitors of proteases.<sup>3</sup> In particular,  $\alpha$ -aminoboronic acid derivatives are the motifs found in various biologically active compounds and active pharmaceutical ingredients.<sup>4</sup> For instance, bortezomib and ixazomib (inhibitors of 26S proteasome) are used for the treatment of multiple myeloma. Another example is talabostat, a dipeptidyl boronic acid that inhibits cancer-affected serine proteases. In addition,  $\beta$ -aminoboronic acid derivatives<sup>5</sup> are present in many medicinally relevant compounds, such as antitubercular agent, ABHD3 inhibitor and OXA-23  $\beta$ -lactamase inhibitor. Therefore, intensive efforts have been devoted to the synthesis of  $\alpha$ - and  $\beta$ -aminoboronic acid derivatives.<sup>6</sup> In spite of these various approaches, the synthetic routes that provides access to both  $\alpha$ - and  $\beta$ - derivatives remain underrepresented.<sup>6,7,8</sup> To date, only one such example, involving aza-Matteson reactions between aminoboranes and an *in situ*-generated carbenoid (CH<sub>2</sub>BrLi), has been reported by Dong and coworkers.<sup>9</sup> In this context, SEQENS, a company specializing in pharmaceutical synthesis and specialty ingredients, and our research team came together to develop a simple

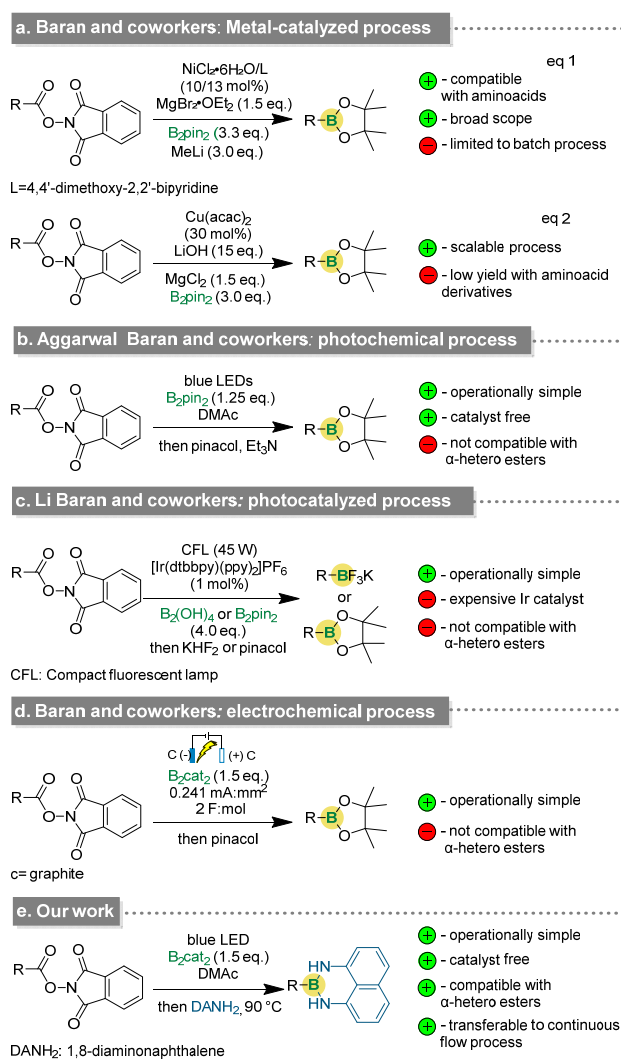
and general protocol of  $\alpha$ - and  $\beta$ -borylated amines in our CNRS-SEQENS joint laboratory HitCat.

Radical decarboxylative functionalization of stable *N*-(acyloxy)phthalimides redox-active esters (also called *N*-(hydroxy)phthalimide [NHPI] esters or Okada's esters)<sup>10</sup> has become a popular and powerful strategy to directly transform inexpensive and easily available carboxylic acids into valuable compounds.<sup>11,12</sup> Based on these precedents, we envisioned that combining  $\alpha$ - or  $\beta$ -amino redox-active esters<sup>13</sup> with a borylating reagent according to such strategy could offer an efficient route for the synthesis of  $\alpha$ - and  $\beta$ -aminoboronic acid derivatives. Recently, a series of reactions involving the decarboxylative borylation of NHPI redox active esters has been established for the preparation of boronic esters.<sup>14</sup> In 2017, Baran and coworkers reported for the first time the metal-catalyzed decarboxylative borylation of NHPI redox-active esters using an *in situ*-generated nickel complex as the catalyst and bis(pinacolato)diboron (B<sub>2</sub>pin<sub>2</sub>) as the boron source (Scheme 1a, eq 1).<sup>15</sup> The reaction has a broad substrate range, which enables the synthesis of  $\alpha$ -amino boranes from the easily available *N*-protected  $\alpha$ -amino acids. Though the reaction is highly efficient, the use of excess B<sub>2</sub>pin<sub>2</sub> and methyl lithium as well as Ni catalyst, which might be considered as toxic,<sup>16</sup> was found to be detrimental in industrial applications, in particular when using a flow process.<sup>15</sup> To solve these issues, two years later, the same group designed a copper-catalyzed decarboxylative borylation process that mini-

mized the amount of  $B_2pin_2$  required.<sup>17</sup> Despite its broad applicability, this methodology was poorly effective in the decarboxylative borylation of NHPI esters derived from  $\alpha$ -amino acids and only low yields were obtained (Scheme 1a, eq 2).<sup>18</sup> Around the same period, the first visible light-induced decarboxylative borylation of aliphatic NHPI esters was independently developed by the groups of Aggarwal<sup>19a</sup> and Li.<sup>20</sup> Aggarwal and coworkers reported a photocatalyst-free protocol that proceeds through the formation of an electron-donor-acceptor (EDA) complex between aliphatic NHPI esters and bis(catecholato)diboron ( $B_2cat_2$ ) in *N,N*-dimethylacetamide (DMAc) solvent (Scheme 1b).<sup>19a,21</sup> By contrast, Li and coworkers developed a transition metal-catalyzed process for the decarboxylative borylation of aliphatic and redox-active esters using a costly Iridium photocatalyst (Scheme 1c).<sup>19</sup> However, both these visible light-based approaches failed to achieve the decarboxylative borylation of the  $\alpha$ -amino acid-derived redox esters. Recently, a very efficient electrochemical procedure for the decarboxylative borylation of NHPI esters was designed by Baran and coworkers.<sup>22</sup> However, similar to the visible-light protocols, this method proved to be inefficient in the case of redox-active esters containing an  $\alpha$ -heteroatom; thus,  $\alpha$ -amino boronic acids could not be effectively produced even under electrochemical conditions (Scheme 1d). Overall, despite these complementary methodologies reported until now, the synthesis of  $\alpha$ - or  $\beta$ -aminoboronic acid derivatives, especially in the absence of a transition metal catalyst, has remained elusive. To find a solution to this challenge that eventually would be industrially relevant, we decided to re-evaluate the protocol described by Aggarwal and coworkers.<sup>19a</sup> Herein, we report a general decarboxylative borylation procedure that overcomes the obstacles faced previously in the synthesis of  $\alpha$ - and  $\beta$ -aminoboronic amides (Scheme 1e).

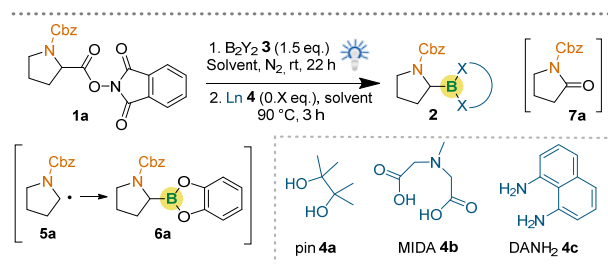
As several types of  $\alpha$ -amino acid-derived NHPI esters have been successfully used in visible light processes,<sup>19a</sup> we reasoned that the difficulties faced in the decarboxylative borylation methods previously reported<sup>18,19a,20,22</sup> were likely owing to the instability of the corresponding  $\alpha$ -amino radical **5** and/or  $\alpha$ -amino pinacolboronic ester **2a** produced under this condition (Table 1). To confirm our hypothesis, we started our study by first examining the decarboxylative borylation reaction of the *N*-Cbz-proline NHPI ester (**1a**) with  $B_2cat_2$  (**3a**) in DMAc under visible light irradiation followed by a transesterification step with pinacol, carried out as described by Aggarwal and coworkers. (Table 1). Only *N*-Cbz-pyrrolidinone (**7a**), plausibly arising from the oxidation of  $\alpha$ -amino radical intermediate **5a** caused by traces of oxygen, was identified as the reaction product, thus supporting our hypothesis regarding the poor stability of **5** (entry 1). To prevent this side reaction, the reaction mixture

### Scheme 1. Decarboxylative borylation of (NHPI) redox-active esters



was carefully degassed using three freeze–evacuate–thaw cycles. Interestingly, the desired product **2a** was clearly identified by NMR (>50%), albeit in a low isolated yield after purification, thus indicating that **2a** (entry 2) is moderately stable. Based on this result, we decided to use *N*-methyliminodiacetic acid (MIDA)<sup>23</sup> and 1,8-diaminonaphthalene (DANH<sub>2</sub>)<sup>24</sup> for the transesterification of the intermediate catecholborane **6a** in order to form a more stable boronate (**2**). Both MIDA- and DAN-protected boronate derivatives **2c** and **2d** were stable and isolated in high yields (entries 3 and 4). We further optimized the reaction by varying the solvent and found that the product was formed only in DMAc, thus confirming its key role in the reaction, as previously described (entries 5–7).<sup>19a</sup> Then, we decided to evaluate other borylating agents (**3**) than  $B_2cat_2$  such as  $B_2pin_2$ ,  $B_2(MIDA)_2$  and  $B_2(DAN)_2$ , but this led to disappointing results (entries 8–10). In addition, switching the redox-active ester from NHPI ester to *N*-hydroxy-tetrachlorophthalimide (TCNHPI) was found to be detrimental to the reaction outcome (entry 11). Control experiments showed that no  $\alpha$ -aminoboronic amide (**2b**) was formed in the absence of light (entry 12). This supports that the reaction occurs according to the same mechanism intensively studied and reported by Aggarwal and coworkers<sup>19</sup> and others.<sup>20a,25</sup>

**Table 1. Optimization of Reaction Conditions<sup>a,b</sup>**



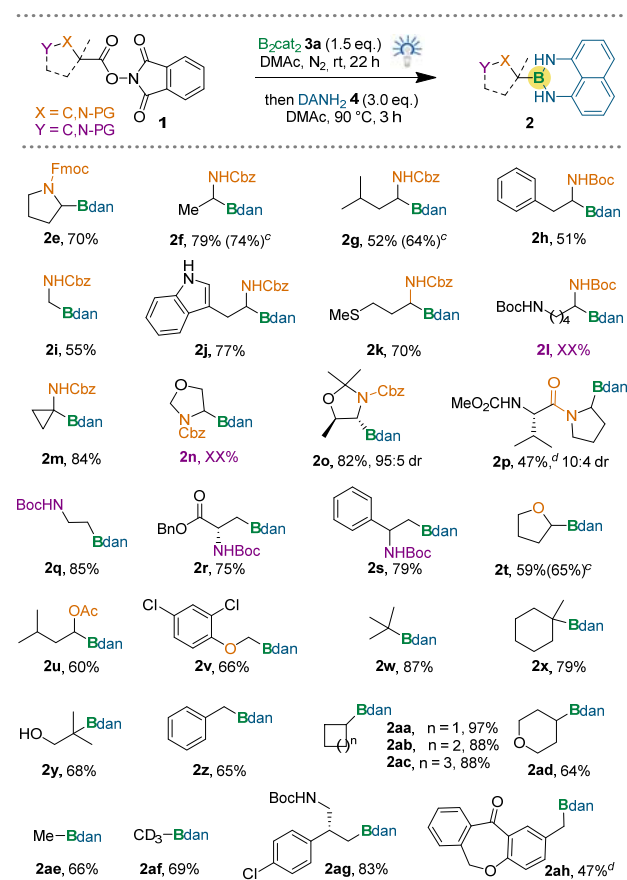
entry	B <sub>2</sub> Y <sub>2</sub>	solvent	Ln	2 yield (%) <sup>b</sup> (isolated yield) <sup>c</sup>
1	B <sub>2</sub> cat <sub>2</sub>	DMAc	pin	<b>2a</b> , 0 <sup>d</sup>
2	B <sub>2</sub> cat <sub>2</sub>	DMAc	pin	<b>2a</b> , >50 (<10)
3	B <sub>2</sub> cat <sub>2</sub>	DMAc	MIDA	<b>2b</b> , 75 (70)
4	B <sub>2</sub> cat <sub>2</sub>	DMAc	DANH <sub>2</sub>	<b>2c</b> , 85 (73)
5	B <sub>2</sub> cat <sub>2</sub>	TBAc	MIDA	<b>2b</b> , NP
6	B <sub>2</sub> cat <sub>2</sub>	MeCN	MIDA	<b>2b</b> , NP
7	B <sub>2</sub> cat <sub>2</sub>	DMSO	MIDA	<b>2b</b> , NP
8	B <sub>2</sub> pin <sub>2</sub>	DMAc		<b>2a</b> , NP
9	B <sub>2</sub> (MIDA) <sub>2</sub>	DMAc		<b>2b</b> , NP
10	B <sub>2</sub> (DAN) <sub>2</sub>	DMAc		<b>2c</b> , NP
11 <sup>e</sup>	B <sub>2</sub> cat <sub>2</sub>	DMAc	MIDA	<b>2b</b> , traces
12 <sup>f</sup>	B <sub>2</sub> cat <sub>2</sub>	DMAc	MIDA	<b>2b</b> , NP

<sup>a</sup>Reaction conditions: **1a** (0.1 mmol), B<sub>2</sub>Y<sub>2</sub> (0.15 mmol), in solvent (1.0 mL) under blue LED irradiation, rt, 22 h, then Ln (0.3 mmol), 90 °C, 3 h. <sup>b</sup>Yield determined with internal standard CH<sub>2</sub>Br<sub>2</sub> by <sup>1</sup>H NMR analysis of crude reaction mixture. <sup>c</sup>Yield of isolated, purified product. <sup>d</sup>Trace of *N*-Cbz-pyrrolidone was observed. <sup>e</sup>With derived from TCNHPI ester. <sup>f</sup>With no light. NP = no product formed.

With the optimal conditions established, the substrate scope of this visible light-induced decarboxylative borylation reaction was explored. DANH<sub>2</sub> was chosen as the ligand for our study because it is less expensive than MIDA.<sup>26</sup> As summarized in Scheme 2, a variety of NHPI esters derived from different  $\alpha$ -amino acids were tested. With Fmoc-protected *L*-proline derivative as substrate, the desired  $\alpha$ -aminoboronate amide (**2e**) was formed in 70% yield. A variety of acyclic amino acids such as alanine, leucine, phenylalanine, and glycine were successfully converted into  $\alpha$ -aminoboronic amides (**2f–2i**) with satisfactory yields. Interestingly, the *N*-Cbz-*L*-tryptophan NHPI ester bearing a free *N*-H indole, di-Boc-*L*-lysine and *N*-Cbz-*L*-methionine were also found to be suitable substrates, providing DAN-boronate products (**2j**, **2k** and **2l**) in moderate to high yields. Remarkably, the nonproteinogenic amino acid derivative *N*-Cbz-*L*-aminocyclopropane-1-carboxylic NHPI ester was converted into a  $\alpha$ -tetrasubstituted aminoboronic amide (**2m**) that serves as a backbone in medicinal chemistry for drug development.<sup>27</sup> Serine incorporating a 2-oxo-oxazolidine-4-carboxylic NHPI ester led to.....Moreover, the derivative of cyclic protected *L*-threonine was found to successfully engage in this reaction, resulting in an enantioenriched  $\alpha$ -aminoboronic amide product (**2p**) with excellent diastereoselectivity (95:5 dr). Thus, this process also furnishes a direct access to enantioenriched  $\alpha$ -aminoboronic acids. We also examined the borylation of dipeptide substrate (*N*-CO<sub>2</sub>Me-*L*-Val-*L*-Pro-NHPI ester). However, the formation of only traces of the product was observed. Pleasingly, running the reaction in a Teflon coil to maximize the irradiation surface (Figure S2, see SI) resulted in a dramatic improvement in the reaction, yielding the desired synthetic precursor of the dipeptidyl peptidase inhibitor talabostat (**2p**) as a diastereomeric mixture (10:4 dr) in a satisfactory yield. In addition,  $\beta$ -amino acid-derived redox-active esters

underwent the reaction smoothly to afford the corresponding  $\beta$ -aminoboronic amides **2q**, **2r** and **2t** in good yields.

## Scheme 2. Scope for the Photoinitiated decarboxylative borylation<sup>a,b</sup>



<sup>a</sup>Reaction conditions: **1** (0.1 mmol), B<sub>2</sub>cat<sub>2</sub> (0.15 mmol), DMAc (1.0 mL), under blue LED irradiation, rt, 22 h, then DANH<sub>2</sub> (0.3 mmol), 90 °C, 3 h. <sup>b</sup>Isolated yields. <sup>c</sup>On 1 mmol scale. <sup>d</sup>With teflon coil.

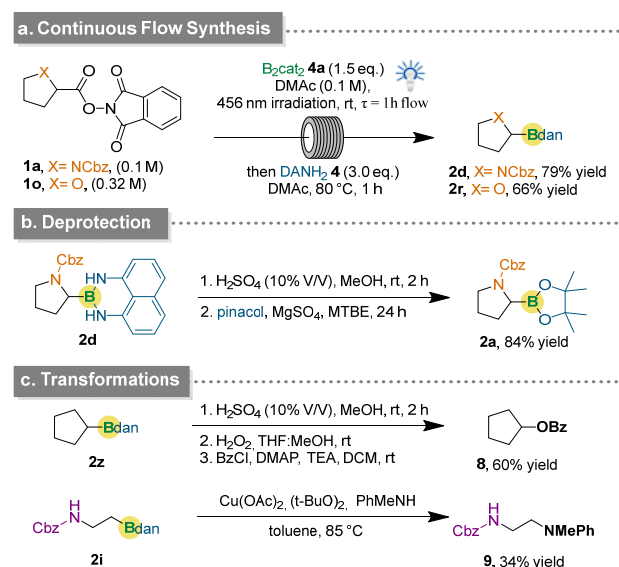
To further demonstrate the robustness of this protocol, we decided to expand the scope of our study to other challenging substrates which were not suitable (or poorly effective) in the previous report (Scheme 3).<sup>18,19a,20,22</sup>  $\alpha$ -Oxo NHPI esters, whose corresponding  $\alpha$ -oxy-radicals are known to be quite unstable,<sup>28</sup> participated well in the reaction, forming a tetrahydrofuran-2-ylboronic amide (**2r**) in satisfactory yield. Similarly, acetyl-*L*-leucic acid ester and 2,4-dichlorophenoxyacetic acid ester yielded the corresponding DAN-boronates (**2s** and **2t**) in 60% and 66% yields, respectively. It is worth noting that no trace of by-products arising from a potential hydrogen atom transfer side reaction was detected.<sup>29</sup> Notably, the borylation of tertiary substituted esters, which was previously a challenge,<sup>19a</sup> was successfully achieved and the desired trisubstituted DAN boronates (**2u–2w**) were obtained in good yields. We also synthesized primary and secondary alkyl DAN-boronic amides (**2x–2ab**) in good to excellent yields (up to 97%). Notably, this method was also compatible with compounds containing an acetate group (**2s**) and a free alcohol group (**2w**). In addition, the acetic NHPI ester and its trideuterated analog underwent the reaction smoothly, producing the corresponding boronic amides (**2ac** and **2ad**) in decent yields. Thus, this method proves to be a practical approach for the preparation of trideuteriomethyl boronic acid derivatives, which is useful reagent to install trideuteriomethyl group for the optimization of drug candidates.<sup>30</sup> To further validate the

utility of this borylation method, carboxyl group-containing drugs on the market were tested. For instance, the myorelaxant (*R*)-baclofen, was found to successfully undergo decarboxylative borylation to produce an enantiopure  $\delta$ -aminoboronic amide (**2ae**) in an excellent yield. The borylation of the analgesic and anti-inflammatory agent isoxepac (under the same experimental conditions used for **2n**) resulted in the production of **2ae** in satisfactory yield.

To illustrate the practicability of this protocol, we conducted the reaction on a 1 mmol scale in a batch process under more concentrated conditions (0.32 M in DMAc) and this led to the formation of pure boronic amides (**2f**, **2g** and **2r**) with, in some cases, even better yields. However, the applicability for such photon-induced process can rapidly reach a limit due to a low penetration of the crucial irradiation in a larger batch reactor. In light of this, we decided to turn our effort toward transforming this photochemical batch reaction into a continuous-flow process.<sup>31</sup> In our preliminary experiments, we identified that a 1-hour residence time in a tube was necessary to ensure complete conversion of redox active ester **1a** (Scheme 4). A continuous-flow setup was arranged by employing a syringe pump, a polytetrafluoroethylene (PTFE) tubing coil reactor (id = 1.1 mm, length = 2.0 m, flow rate = 31  $\mu$ L/min), and two Kessil lamps. Next, a solution of **2** and B<sub>2</sub>cat<sub>2</sub> in DMAc (0.1 M) was allowed to react under irradiation using this flow setup. After one hour, the solution was injected into a Schlenk tube containing a DMAc solution of 1,8-diaminonaphthalene in a nitrogen atmosphere. This continuous-flow synthesis of DAN-boronates (**2d** and **2r**) was successfully accomplished at a millimolar and gram scale, respectively (Scheme 4a).

To further show the synthetic utility of this process, we deprotected the B-DAN group *via* a two-step sequence involving hydrolysis under acidic conditions and transesterification (Scheme 4b). After a quick screening of acids and solvents, it was found that the best results were achieved with sulfuric acid in methanol. No detectable decomposition of the boronic acid intermediate was observed. Next, the resulting compound was directly esterified in a solution of MTBE in the presence of anhydrous magnesium sulfate and pinacol to yield the  $\alpha$ -aminoboronic ester **2a** in good yield (Scheme 4c). Finally, it was also demonstrated that DAN boronate **2z** and **2i** could readily be transformed in protected-alcohol **8** or form tertiary amine **9** using conditions previously reported in the literature.<sup>32</sup>

#### Scheme 4. Continuous Flow Synthesis and Synthetic Transformations



In conclusion, we have developed a practical procedure for the synthesis of  $\alpha$ - or  $\beta$ -amino-boronamides through photoinduced decarboxylative borylation of NHPI redox esters using B<sub>2</sub>cat<sub>2</sub> as the borylating agent, followed by transesterification with DANH<sub>2</sub>. This method tremendously increases the number of synthetically useful borylated entities obtainable under these conditions. The newly developed protocol has obvious advantages in terms of ease of scale-up in a batch or continuous-flow system. We have illustrated that this method allows for the borylation of various drugs and can be readily used for the synthesis of  $\alpha$ - or  $\beta$ -aminoboronic acids.

#### ASSOCIATED CONTENT

##### Data Availability Statement

The data underlying this study are available in the published article and its Supporting Information.

##### Supporting Information

The Supporting Information is available free of charge on the ACS Publications website.

Experimental procedures and characterization data. (PDF)

#### AUTHOR INFORMATION

##### Corresponding Author

**Géraldine Masson**, ICSN, CNRS UPR 2301, Université Paris-Saclay, 1 avenue de la Terrasse, 91198 Gif-sur-Yvette Cedex, France. HitCat, Seqens-CNRS joint laboratory, Seqens'Lab, 8 rue de Rouen, 78440 Porcheville, France. <https://orcid.org/0000-0003-2333-7047>, Email: [geraldine.masson@cnrs.fr](mailto:geraldine.masson@cnrs.fr)

##### Other Authors

**Andrea Serafino**, Labcom HitCat, Seqens-CNRS joint laboratory, Seqens'Lab, 8 rue de Rouen, 78440 Porcheville, France. <https://orcid.org/0000-0002-7902-4392>

**Hugo Pierre**, Institut de Chimie des Substances Naturelles (ICSN), CNRS UPR 2301, Université Paris-Saclay, 1 avenue de la Terrasse, 91198 Gif-sur-Yvette Cedex, France. Labcom HitCat, Seqens-CNRS joint laboratory, Seqens'Lab, 8 rue de Rouen, 78440 Porcheville, France

**Franck Le Vaillant**, ICSN, CNRS UPR 2301, Université Paris-Saclay, 1 avenue de la Terrasse, 91198 Gif-sur-Yvette Cedex, France. HitCat, Seqens-CNRS joint laboratory, Seqens'Lab, 8 rue de Rouen, 78440 Porcheville, France.

**Julien Boutet**, Seqens SAS, 21 Chemin de la Sauvegarde, 21 Ecully Parc, Ecully 69130, France.

**Gerard Guillamot**, HitCat, Seqens-CNRS joint laboratory, Seqens'Lab, 8 rue de Rouen, 78440 Porcheville, France

**Luc Neuville**, ICSN, CNRS UPR 2301, Université Paris-Saclay, 1 avenue de la Terrasse, 91198 Gif-sur-Yvette Cedex, France. HitCat, Seqens-CNRS joint laboratory, Seqens'Lab, 8 rue de Rouen, 78440 Porcheville, France. <https://orcid.org/0000-0002-4648-2469>

##### Notes

The authors declare no competing financial interest.

#### ACKNOWLEDGMENT

We thank SEQENS for the financial support. H. P. thanks SEQENS for his doctoral fellowship.

#### REFERENCES

(1) Selected recent reviews: (a) Beletskaya, I. P.; Alonso, F.; Tyurin, V. The Suzuki-Miyaura Reaction after the Nobel Prize. *Coord. Chem. Rev.* **2019**, *385*, 137. (b) Messner, K.; Vuong, B.; Tranmer, G.

K. The Boron Advantage: The Evolution and Diversification of Boron's Applications in Medicinal Chemistry. *Pharmaceuticals* **2022**, *15*, 264.

(2) Selected recent reviews: (a) Sandford C., Aggarwal V. K. Stereospecific Functionalizations and Transformations of Secondary and Tertiary Boronic Esters. *Chem. Commun.* **2017**, *53*, 5481. (b) Brooks, W. L. A.; Sumerlin, B. S. Synthesis and Applications of Boronic Acid-Containing Polymers: From Materials to Medicine. *Chem. Rev.* **2016**, *116*, 1375. (c) Hiller, N. D. J.; do Amaral, N. A.; Silva, E.; Tavares, T. A.; Faria, R. X.; Eberlin, M. N.; de Luna Martins, D. Arylboronic Acids and their Myriad of Applications Beyond Organic Synthesis. *Eur. J. Org. Chem.* **2020**, 4841.

(3) Selected recent reviews: (a) Smoum, R.; Rubinstein, A.; Dembitsky, V. M.; Srebnik, M. Boron Containing Compounds as Protease Inhibitors. *Chem. Rev.* **2012**, *112*, 4156. (b) Yang, F.; Zhu, M.; Zhang, J.; Zhou, H. Synthesis of Biologically Active Boron-containing Compounds. *MedChemComm* **2018**, *9*, 201. (c) Fernandes, G. F. S.; Denny, W. A.; Dos Santos, J. L. Boron in Drug Design: Recent Advances in the Development of New Therapeutic Agents. *Eur. J. Med. Chem.* **2019**, *179*, 791. (d) António, J. P. M.; Russo, R.; Carvalho, C. P.; Cal, P. M. S. D.; Gois, P. M. Boronic Acids as Building Blocks for the Construction of Therapeutically Useful Bioconjugates. *Chem. Soc. Rev.* **2019**, *48*, 3513. (e) Plescia, J.; Moitessier, N. Design and Discovery of Boronic Acid Drugs. *Eur. J. Med. Chem.* **2020**, *195*, 112270. (f) Song, S.; Gao, P.; Sun, L.; Kang, D.; Kongsted, J.; Poongavanam, V.; Zhan, P.; Liu, X. Recent Developments in the Medicinal Chemistry of Single Boron Atom-containing Compounds. *Acta Pharm. Sin. B* **2021**, *11*, 3035. (g) Chatterjee, S.; Tripathi, N. M.; Bandyopadhyay, A. The Modern Role of Boron as a 'Magic Element' in Biomedical Science. *Chem. Commun.* **2021**, *57*, 13629. (h) Messner, K.; Vuong, B.; Tranmer, G. K. The Boron Advantage: The Evolution and Diversification of Boron's Applications in Medicinal Chemistry. *Pharmaceuticals* **2022**, *15*, 264.

(4) Andrés, P.; Ballano, G.; Calazaa, M. I.; Cativiela, C. Synthesis of  $\alpha$ -Aminoboronic Acids. *Chem. Soc. Rev.* **2016**, *45*, 2291.

(5) Gorovoy, A. S.; Gozhina, O.; Svendsen, J.-S.; Tetz, G. V.; Domorad, A.; Tetz, V. V.; Lejon, T. Syntheses and anti-tubercular Activity of  $\beta$ -Substituted and  $\alpha,\beta$ -Disubstituted Peptidyl  $\beta$ -Aminoboronic Acids and Boronic acids. *J. Pept. Sci.* **2013**, *19*, 613. (b) Gorovoy, A. S.; Gozhina, O. V.; Svendsen, J. S.; Domorad, A. A.; Tetz, G. V.; Tetz, V. V.; Lejon, T. Boron-containing Peptidomimetics—a Novel Class of Selective Anti-tubercular Drugs. *Chem. Biol. Drug. Des.* **2013**, *81*, 408.

(6) Review on  $\alpha$ - and  $\beta$ -aminoboronic acids: (a) Šterman, A.; Sosić, I.; Gobec, S.; Časar, Z. Synthesis of Aminoboronic Acid Derivatives: an Update on Recent Advances. *Org. Chem. Front.* **2019**, *6*, 2991. (b) Review on  $\alpha$ -aminoboronic acids: (a) Ming, W.; Liu, X.; Marder, T. B.; Soor, H. S.; Trofimova, A.; Yudin, A. K.  $\alpha$ -Aminoboronic Acids: Recent Advances in their Preparation and Synthetic Applications. *Chem. Soc. Rev.* **2021**, *50*, 12151. See also, (c) Grygorenko, O. O.; Moskvina, V. S.; Kleban, I.; Hryshchuk, O. V. Synthesis of Saturated and Partially Saturated Heterocyclic Boronic Derivatives. *Tetrahedron* **2022**, *104*, 132605.

(7) Selected recent examples of syntheses of  $\alpha$ -aminoboronic acids: (a) Liu, Y.; Chen, Z.-H.; Li, Y.; Qian, J.; Li, Q.; Wang, H. Boryl-Directed Site-Selective Intermolecular Allylic and Propargylic C–H Amination. *J. Am. Chem. Soc.* **2022**, *144*, 14380. (b) Li, Z.; Xu, R.; Guo, H.; Yang, H.; Xu, G.; Shi, E.; Xiao, J.; Tang, W. Enantioselective Rhodium-Catalyzed Hydrogenation of (Z)-N-Sulfonyl- $\alpha$ -dehydroamido Boronic Esters. *Org. Lett.* **2022**, *24*, 714. (c) Guo, R.; Shu, C.; Zhang, G. Photoinduced Metal-free  $\alpha$ -C–H Borylation of Aliphatic Amines. *Chem* **2022**, *8*, 2902. (d) Sarkar, S.; Wagulde, S.; Jia, X.; Gevorgyan, V. General and Selective Metal-free Radical  $\alpha$ -C–H Borylation of Aliphatic Amines. *Chem* **2022**, *8*, 3096. (e) Wang, C.; Wang, X.; Wang, Z.; Ding, K. Nickel/SKP-Catalyzed Markovnikov Regio- and Enantioselective Hydroamination of Vinylarenes with Hydroxylamines. *Org. Lett.* **2023**, *25*, 6577. (f) Talavera, L.; Freund, R. A. R.; Zhang, H.; Wakeling, H.; Jensen, M.; Martin, R. Nickel-Catalyzed 1,1-Aminoborylation of Unactivated Terminal Alkenes. *ACS Catal.* **2023**, *13*, 5538. (g) Zuccarello, G.; Batiste, S. M.; Cho, H.; Fu, G. C. Enantioselective Synthesis of  $\alpha$ -Aminoboronic Acid Derivatives via Copper-Catalyzed N-Alkylation. *J. Am. Chem. Soc.* **2023**, *145*, 3330.

(8) Selected recent examples of syntheses of  $\beta$  aminoboronic acids: (a) Nishikawa, D.; Hirano, K.; Miura, M. Copper-Catalyzed Regio- and Stereoselective Aminoboration of Alkenylboronates. *Org. Lett.* **2016**, *18*, 4856. (b) Tan, J.; Cognetta III, A. B.; Diaz, D. B.; Lum, Adachi, K. M. S.; Kundu, S.; Cravatt, B. F.; Yudin, A. K. Multicomponent Mapping of Boron Chemotypes Furnishes Selective Enzyme Inhibitors. *Nat. Commun.* **2017**, *8*, 1760. (c) Kim, J.; Ko, K.; Cho, S. H. Diastereo- and Enantioselective Synthesis of  $\beta$ -Aminoboronic Esters by Copper(I)-Catalyzed 1,2-Addition of 1,1-Bis[(pinacolato)boryl]alkanes to Imines. Diastereocontrolled Monoprotodeboration of  $\beta$ -Sulfinimido gem-Bis(boronic acids): A General and Stereoselective Route to  $\alpha,\beta$ -Disubstituted  $\beta$ -Aminoalkylboronates. *Angew. Chem. Int. Ed.* **2017**, *56*, 11584. (d) Li, X.; Hall, D. G. Diastereocontrolled Monoprotodeboration of  $\beta$ -Sulfinimido gem-Bis(boronic acids): A General and Stereoselective Route to  $\alpha,\beta$ -Disubstituted  $\beta$ -Aminoalkylboronates. *Angew. Chem. Int. Ed.* **2018**, *57*, 10304. (e) Du, R.; Liu, L.; Xu, S. Iridium-Catalyzed Regio- and Enantioselective Borylation of Unbiased Methylene C(sp<sup>3</sup>)–H Bonds at the Position  $\beta$  to a Nitrogen Center. *Angew. Chem. Int. Ed.* **2021**, *60*, 5843. (f) Nishino, S.; Nishii, Y.; Hirano, K. Anti-Selective Synthesis of  $\beta$ -Boryl- $\alpha$ -amino Acid Derivatives by Cu-catalyzed Borylation of  $\alpha,\beta$ -Unsaturated Esters. *Chem. Sci.* **2022**, *13*, 14387. (g) Manenti, M.; Gusmini, S.; Lo Presti, L.; Silvani, A. Exploiting Enantioselective  $\beta$ -Amino Boronic Acids in Isocyanide-Based Multicomponent Reactions. *Eur. J. Org. Chem.* **2022**, e202200435. (h) López, A.; Clark, T. B.; Parra, A.; Tortosa, M. Copper-Catalyzed Enantioselective Synthesis of  $\beta$ -Boron  $\beta$ -Amino Esters. *Org. Lett.* **2023**, *25*, 3045. (i) He, J.; Seo, C. B.; Yoon, W. S.; Yun, J. Asymmetric Synthesis of  $\beta$ -Aminoboronic Acids via Copper-Catalyzed Reductive Coupling of Vinyl Boronic Acids with Imines. *Org. Lett.* **2023**, *25*, 5492.

(9) Xie, Q.; Dong, G. Aza-Matteson Reactions via Controlled Mono- and Double-Methylene Insertions into Nitrogen–Boron Bonds. *J. Am. Chem. Soc.* **2021**, *143*, 14422.

(10) (a) Okada, K.; Okamoto, K.; Oda, M. A New and Practical Method of Decarboxylation: Photosensitized Decarboxylation of N-acyloxyphthalimides via Electron-Transfer Mechanism. *J. Am. Chem. Soc.* **1988**, *110*, 8736. (b) Okada, K.; Okamoto, K.; Morita, N.; Okubo, K.; Oda, M. Photosensitized Decarboxylative Michael Addition through N-(Acyloxy)phthalimides via an Electron-Transfer Mechanism. *J. Am. Chem. Soc.* **1991**, *113*, 9401.

(11) Selected reviews: (a) Murarka, S. N-(Acyloxy)phthalimides as Redox-Active Esters in Cross-Coupling Reactions. *Adv. Synth. Catal.* **2018**, *360*, 1735. (b) Patra, T.; Mukherjee, S.; Ma, J. J.; Strieth-Kalthoff, F.; Glorius, F. Visible-Light-Photosensitized Aryl and Alkyl Decarboxylative Functionalization Reactions. *Angew. Chem. Int. Ed.* **2019**, *58*, 10514. (c) Zeng, Z.; Fececu, A.; Sivendran, N.; Gooßen, L. J. Decarboxylation-Initiated Intermolecular Carbon-Heteroatom Bond Formation. *Adv. Synth. Catal.* **2021**, *363*, 2678. (d) Karmakar, S.; Silamkoti, A.; Meanwell, N. A.; Mathur, A.; Gupta, A. K. Utilization of C(sp<sup>3</sup>)-Carboxylic Acids and Their Redox-Active Esters in Decarboxylative Carbon–Carbon Bond Formation. *Adv. Synth. Catal.* **2021**, *363*, 3693. (e) Kitcatt, D. M.; Nicolle, S.; Lee, A. L. Direct Decarboxylative Giese Reactions. *Chem. Soc. Rev.* **2022**, *51*, 1415.

(12) Reviews on radical borylation: (a) Friese, F. W.; Studer, A. New Avenues for C–B Bond Formation via Radical Intermediates. *Chem. Sci.* **2019**, *10*, 8503. (b) Tian, Y.-M.; Guo, X.-N.; Braunschweig, H.; Radius, U.; Marder, T. B. Photoinduced Borylation for the Synthesis of Organoboron Compounds. *Chem. Rev.* **2021**, *121*, 3561. (c) Bhanja, R.; Bera, S. K.; Mal, P. Photocatalyst- and Transition Metal-Free Light-Induced Borylation Reactions. *Chem. Asian J.* **2023**, e202300691.

(13) Selected examples with  $\alpha$ -amino acids: (a) Zuo, Z.; MacMillan, D. W. C. Decarboxylative Arylation of  $\alpha$ -Amino Acids via Photoredox Catalysis: a One-step Conversion of Biomass to Drug Pharmacophore. *J. Am. Chem. Soc.* **2014**, *136*, 5257. (b) Qin, T.; Cornella, J.; Li, C.; Malins, L. R.; Edwards, J. T.; Kawamura, S.; Maxwell, B. D.; Eastgate, M. D.; Baran, P. S. A General Alkyl-Alkyl Cross-coupling Enabled by Redox-active Esters and Alkylzinc Reagents. *Science* **2016**, *352*, 801. (c) Toriyama, F.; Cornella, J.; Wimmer, L.; Chen, T.-G.; Dixon, D. D.; Creech, G.; Baran, P. S. Redox-Active Esters in Fe-Catalyzed C–C Coupling. *J. Am. Chem. Soc.* **2016**, *138*, 11132. (d) Xue, W.; Oestreich, M. Copper-Catalyzed Decarboxylative Radical Silylation of Redox-

Active Aliphatic Carboxylic Acid Derivatives. *Angew. Chem. Int. Ed.* **2017**, *56*, 11649.

(14) A selected review (a) Xu, L. Decarboxylative Borylation: New Avenues for the Preparation of Organoboron Compounds. *Eur. J. Org. Chem.* **2018**, 3884. See also an example of decarboxylative borylation (b) Wei, D.; Liu, T.-M.; Zhou, B.; Han, B. Decarboxylative Borylation of mCPBA Activated Aliphatic Acids. *Org. Lett.* **2020**, *22*, 234.

(15) Li, C.; Wang, J.; Barton, L. M.; Yu, S.; Tian, M.; Peters, D. S.; Kumar, M.; Yu, A. W.; Johnson, K. A.; Chatterjee, A. K.; Yan, M.; Baran, P. S. Decarboxylative Borylation. *Science* **2017**, *356*, 1045.

(16) (a) Genchi, G.; Carocci, A.; Lauria, G.; Sinicropi, M. S.; Catalano, A. Nickel: Human Health and Environmental Toxicology. *Rev. Int. J. Environ. Res. Public Health* **2020**, *17*, 679. (b) Risk Assessment (RAC) for Evaluation of Limit Values for Nickel and its Compounds in the Workplace from European Chemical Agency (ECHA), ECHA/RAC/A77-0-0000001412-86-189/F.

(17) Wang, J.; Shang, M.; Lundberg, H.; Feu, K. S.; Hecker, S. J.; Qin, T.; Blackmond, D. G.; Baran, P. S. Cu-Catalyzed Decarboxylative Borylation. *ACS Catal.* **2018**, *8*, 9537.

(18) Decarboxylative borylation of aromatic redox esters: (a) Cheng, W.-M.; Shang, R.; Zhao, B.; Xing, W.-L.; Fu, Y. Isonicotinate Ester Catalyzed Decarboxylative Borylation of (Hetero)Aryl and Alkenyl Carboxylic Acids through N-Hydroxyphthalimide Esters. *Org. Lett.* **2017**, *19*, 4291. Decarboxylative Borylation of Bicyclo[1.1.1]pentane redox esters: (b) VanHeyst, M. D.; Qi, J.; Roecker, A. J.; Hughes, J. M. E.; Cheng, L.; Zhao, Z.; Yin, J. Continuous Flow-Enabled Synthesis of Bench-Stable Bicyclo[1.1.1]pentane Trifluoroborate Salts and Their Utilization in Metallaphotoredox Cross-Couplings. *Org. Lett.* **2020**, *22*, 1648.

(19)(a) Fawcett, A.; Pradeilles, J.; Wang, Y.; Mutsuga, T.; Myers, E. L.; Aggarwal, V. K. Photoinduced Decarboxylative Borylation of Carboxylic Acids. *Science* **2017**, *357*, 283. See also: (b) Wu, J.; Grant, P. S.; Li, X.; Noble, A., Aggarwal V. K. Catalyst-Free Deaminative Functionalizations of Primary Amines by Photoinduced Single-Electron Transfer. *Angew. Chem. Int. Ed.* **2019**, *58*, 5697. (c) Shu, C.; Madhavachary, R.; Noble, A. Aggarwal, V. K. Photoinduced Fragmentation Borylation of Cyclic Alcohols and Hemiacetals. *Org. Lett.* **2020**, *22*, 7213.

(20) Hu, D.; Wang, L.; Li, P. Decarboxylative Borylation of Aliphatic Esters under Visible-Light Photoredox Conditions. *Org. Lett.* **2017**, *19*, 2770.

(21) Decarboxylation of aromatic acids see: (a) Candish, L.; Teders, M. Glorius, F. Transition-Metal-Free, Visible-Light-Enabled Decarboxylative Borylation of Aryl N-Hydroxyphthalimide Esters. *J. Am. Chem. Soc.* **2017**, *139*, 7440. (b) Wei, Q.; Lee, Y.; Liang, W.; Chen, X.; Mu, B.-s.; Cui, X.-Y.; Wu, W.; Bai, S.; Liu, Z. Photocatalytic Direct Borylation of Carboxylic Acids. *Nat. Commun.* **2022**, *13*, 7112.

(22) Barton, L. M.; Chen, L.; Blackmond, D. G.; Baran, P. S. Electrochemical Borylation of Carboxylic Acids. *Proc. Natl. Acad. Sci. U S A* **2021**, *118*, e2109408118.

(23) Aich, D.; Kumar, P.; Ghorai, D.; Kanti Das, K.; Panda, S. Recent Advances in the Synthesis and Reactivity of MIDA Boronates. *Chem. Commun.* **2022**, *58*, 13298.

(24) Noguchi, H.; Hojo, K.; Suginome, M. A Simple and Modular Strategy for Small Molecule Synthesis: Iterative Suzuki-Miyaura Coupling of B-Protected Haloboronic Acid Building Blocks. *J. Am. Chem. Soc.* **2007**, *129*, 758.

(25) Cheng, Y.; Mück-Lichtenfeld, C.; Studer, A. Metal-Free Radical Borylation of Alkyl and Aryl Iodides. *Angew. Chem. Int. Ed.* **2018**, *57*, 16832.

(26) MIDA transesterification was less tolerant to Boc function.

(27) Talele, T. T. "Cyclopropyl Fragment" is a Versatile Player that Frequently Appears in Preclinical/Clinical Drug Molecules. *J. Med. Chem.* **2016**, *59*, 8712. (b) Mizuno, A.; Matsui, K.; Shuto, S. From Peptides to Peptidomimetics: A Strategy Based on the Structural Features of Cyclopropane. *Chem. Eur. J.* **2017**, *23*, 14394.

(28) Di Tommaso, S.; Rotureau, P.; Adamo, C. Oxidation Mechanism of Aliphatic Ethers: Theoretical Insights on the Main Reaction Channels. *J. Phys. Chem. A* **2012**, *116*, 9010.

(29) Guan, Z.; Zhong, X.; Ye, Y.; Li, X.; Cong, H.; Yi, H.; Zhang, H.; Huang, Z.; Lei, A. Selective Radical Cascade (4+2) Annulation with Olefins towards the Synthesis of Chroman Derivatives via Organo-Photoredox Catalysis. *Chem. Sci.* **2022**, *13*, 6316.

(30) (a) Gant, T. G. Using Deuterium in Drug Discovery: Leaving the Label in the Drug. *J. Med. Chem.* **2014**, *57*, 3595. (b) Zhang, Y. Development of Deuterated Drugs: Past, Present, and Future. *Prog. Pharm. Sci.* **2017**, *41*, 902. (c) Russak, E. M.; Bednarczyk, E. M. Impact of Deuterium Substitution on the Pharmacokinetics of Pharmaceuticals. *Ann. Pharmacother.* **2019**, *53*, 211.

(31) Politano, F.; Politano, F.; Oksdath-Mansilla, G. Light on the Horizon: Current Research and Future Perspectives in Flow Photochemistry. *Org. Process Res. Dev.* **2018**, *22*, 1045

(32) Park, Y.; Yun, J. Copper-Catalyzed Asymmetric Reduction of  $\beta,\beta$ -Disubstituted Alkenylboramides. *Org. Lett.* **2019**, *21*, 8779