



**HAL**  
open science

# Absolute surface and interface energy analysis of III-V/Si and its consequences on wetting characteristics

Sreejith Pallikkara Chandrasekharan, Ida Lucci, Divishth Gutpa, Charles Cornet, Laurent Pedesseau

► **To cite this version:**

Sreejith Pallikkara Chandrasekharan, Ida Lucci, Divishth Gutpa, Charles Cornet, Laurent Pedesseau. Absolute surface and interface energy analysis of III-V/Si and its consequences on wetting characteristics. Journées Surfaces & Interfaces 2024, Jan 2024, Grenoble, France. hal-04417767

**HAL Id: hal-04417767**

**<https://hal.science/hal-04417767>**

Submitted on 25 Jan 2024

**HAL** is a multi-disciplinary open access archive for the deposit and dissemination of scientific research documents, whether they are published or not. The documents may come from teaching and research institutions in France or abroad, or from public or private research centers.

L'archive ouverte pluridisciplinaire **HAL**, est destinée au dépôt et à la diffusion de documents scientifiques de niveau recherche, publiés ou non, émanant des établissements d'enseignement et de recherche français ou étrangers, des laboratoires publics ou privés.

# Absolute surface and interface energy analysis of III-V/Si and its consequences on wetting characteristics

S. Pallikkara Chandrasekharan<sup>1,\*</sup>, I. Lucci<sup>1</sup>, D. Gupta<sup>1</sup>, C. Cornet<sup>1</sup>, L. Pedesseau<sup>1</sup>

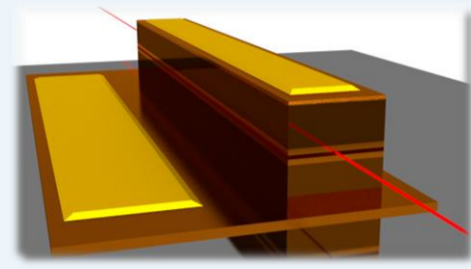
(1) Univ Rennes, INSA Rennes, CNRS, Institut FOTON-UMR 6082, F-35000, Rennes, France.

## Introduction

The epitaxial growth of heterogeneous materials with different physical properties is of greatest interest in materials science, as they enable huge promise, especially in integrated photonics, electronics and energy harvesting applications. Such heterogeneous material associations strongly depend on the hybrid interface atomic configurations. Thus, a quantitative determination of interface energies impacts the description of the wetting properties of the system.


### III-V/Si integration

#### Active photonics



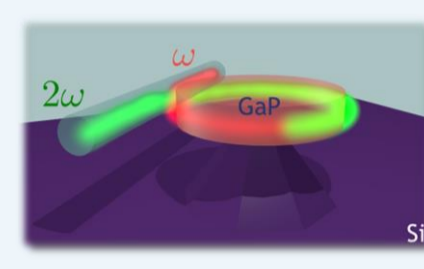
- Direct bandgaps in III-V materials for integrated lasers
- H. Liu et al., Nature Photonics 10 (5), 307 (2016), UCL
- J. Bowers, J. Kippenberg et al. Nature 557, 81 (2018), UCLA, EPFL, CIT, etc...
- M. R. Calvo et al., Optica 7, 263 (2020), IES- Uni. of Montpellier

#### Electronics



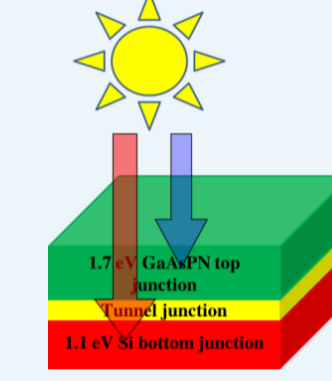
- High carriers mobilities in III-V materials for advanced CMOS concepts
- L. Ciomaz et al., Proc. of Symposium on VLSI Technology (2015), IBM
- C. Merckling et al. ECS Trans. 61, 107 (2014), IMEC

#### Passive photonics



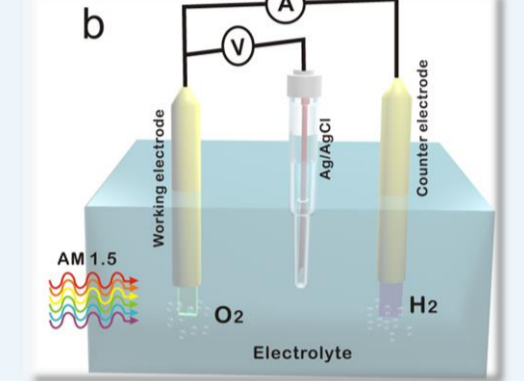
- Non-linear properties of III-V materials for integrated passive devices (frequency comb generation)
- G. Roelkens et al., Opt. Express 23, 4650 (2015), Ghent Uni.- IMEC
- M. M. Fejer et al. Opt. Express 26, 26971 (2018), Stanford Uni.

#### Photovoltaics



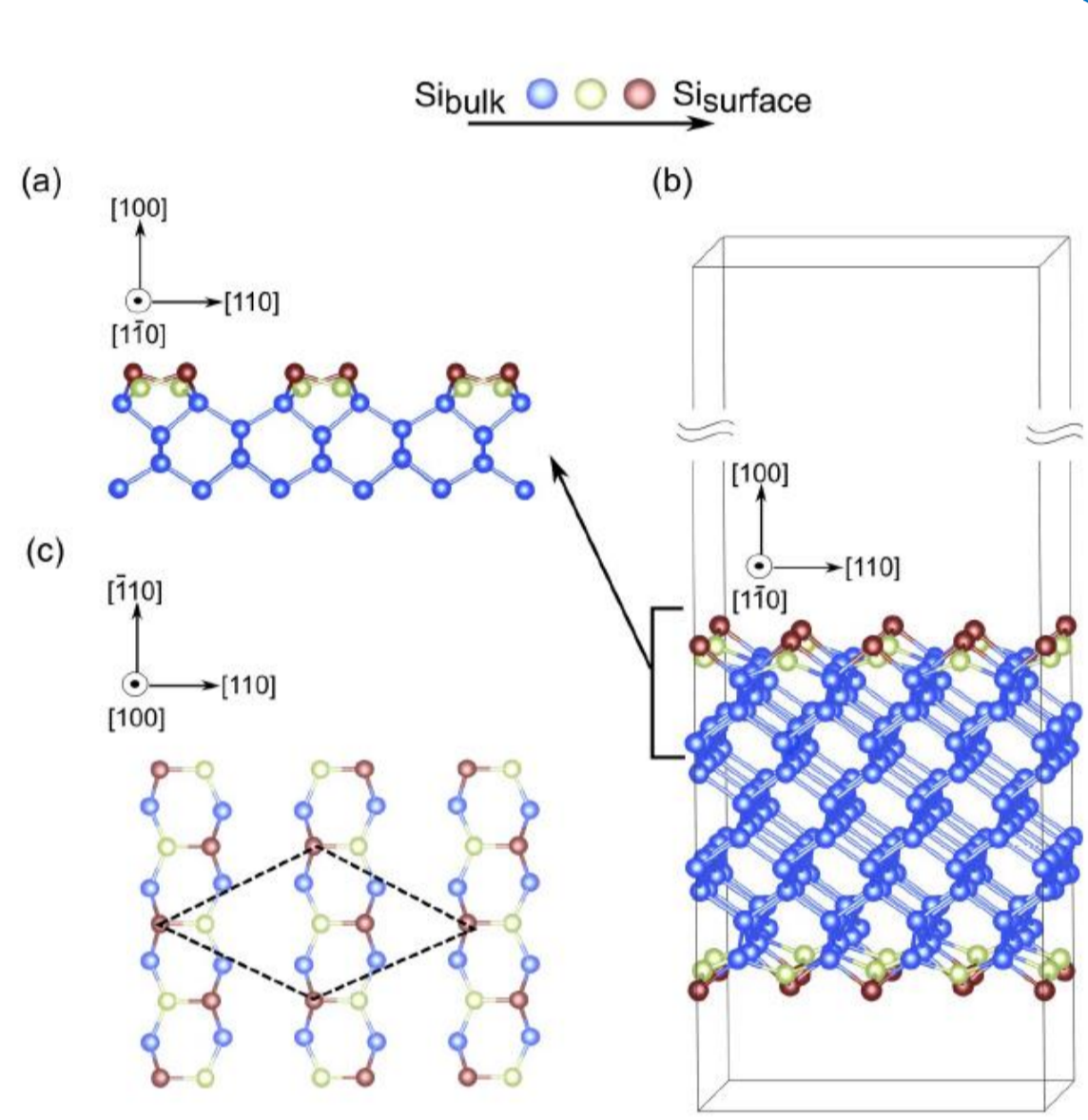
- Bandgap engineering in III-V/Si for high efficiency multijunction architectures
- K. Vola, T. Harnappel et al., IEEE J. Photovolt. 99, 1 (2018), Marburg Uni., Ilmenau Uni.

#### Water splitting



- High efficiency III-V/Si photo-electrodes for solar hydrogen production
- R. Nötzel et al., Nat. Com. (2018), South China Normal Uni.
- L. Chen et al., Adv. Sci. 9, 2101661 (2022); M. Pilyev et al., Sol. Energy Mater. Sol. Cells 251, 112138 (2023), FOTON Inst.

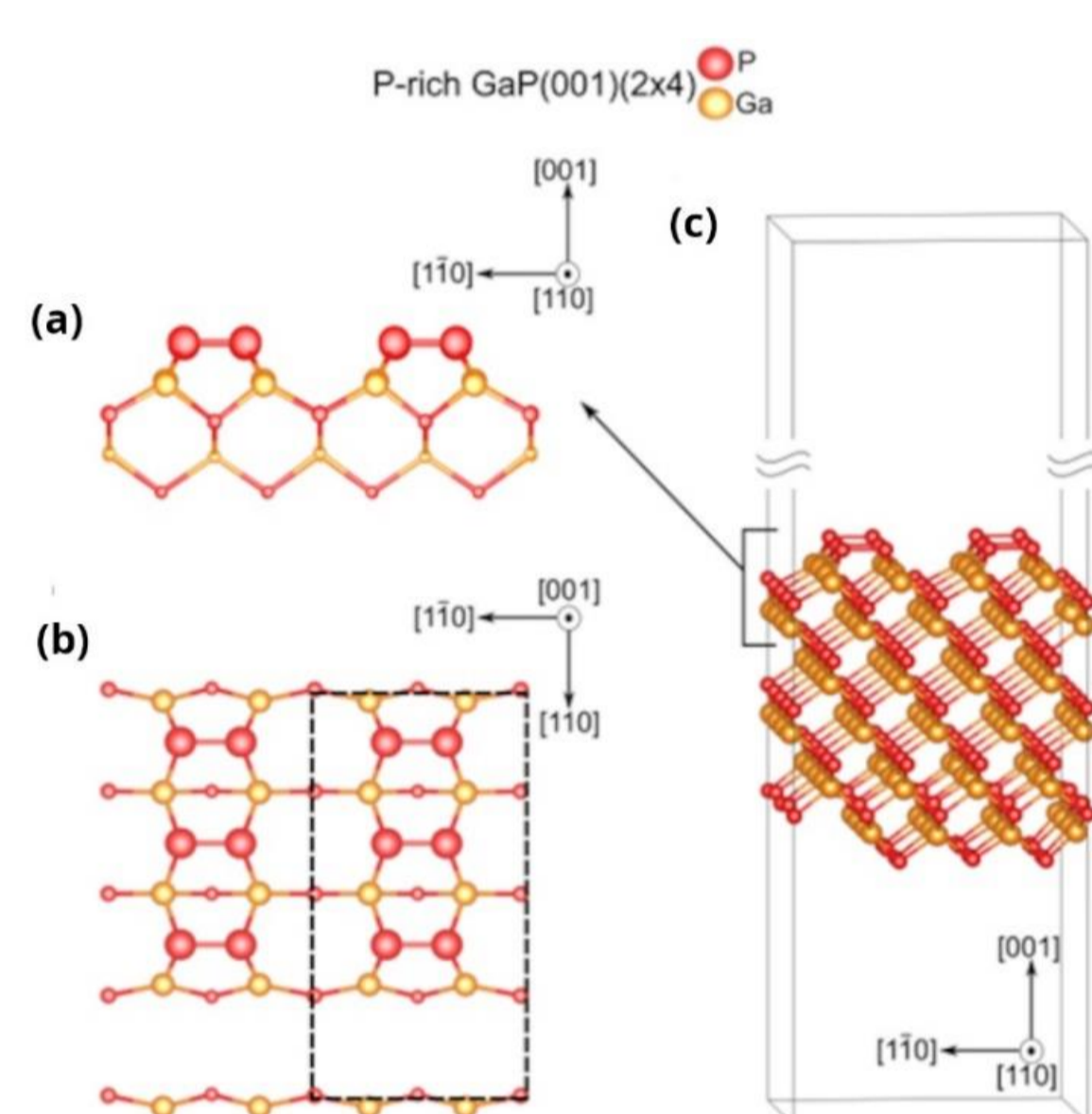
## Absolute surface energies



Si(001) surface

$$\gamma_{Si} = \frac{E_{slab} - N_{Si}\mu_{Si}^{bulk}}{2A}$$

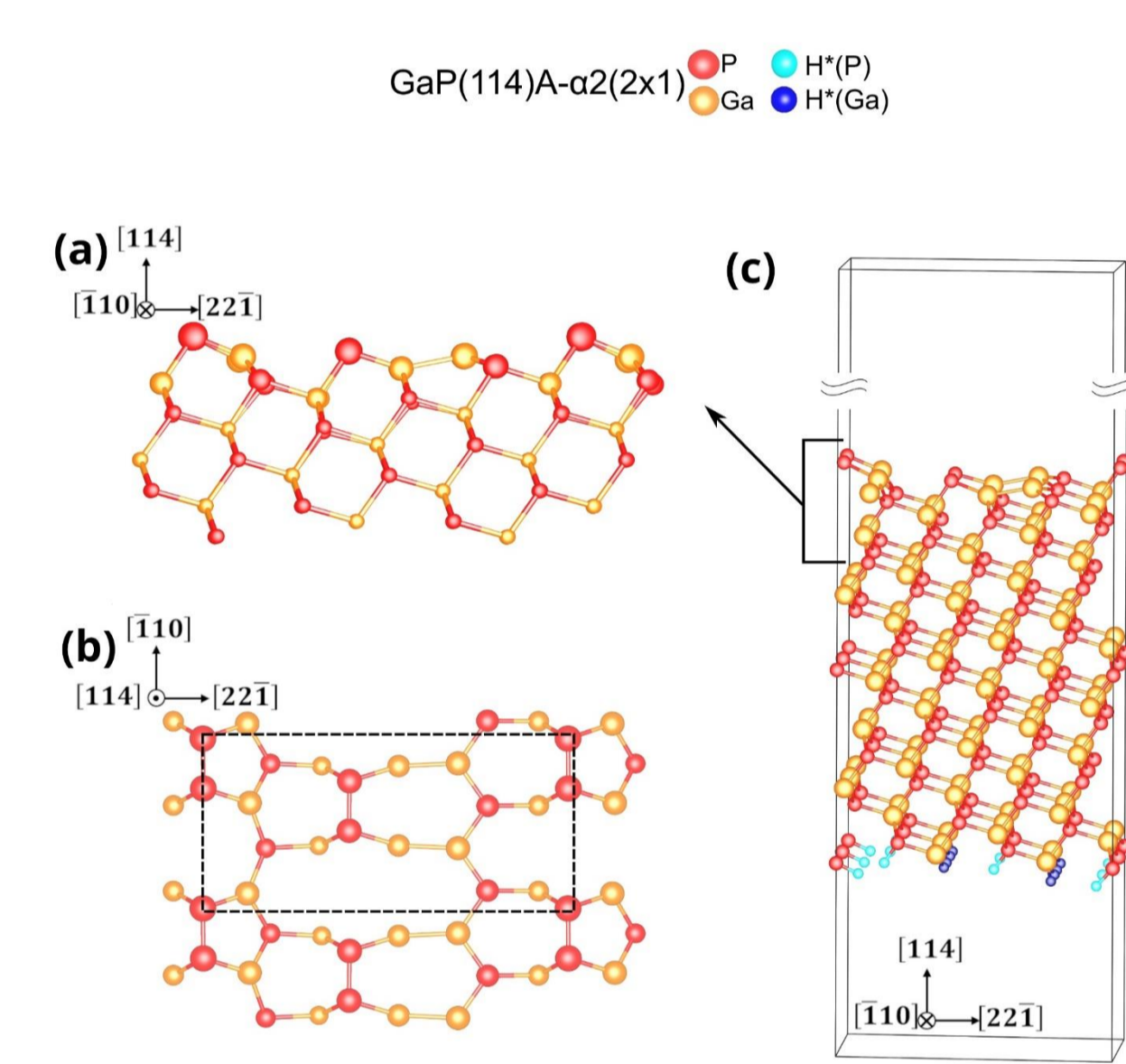
-Pallikkara Chandrasekharan, et al. Physical Review B 108.7 (2023): 075305, FOTON Inst.



Non-polar GaP surface

$$\gamma_{GaP(001)} = \frac{E_{slab} - N_{Ga}\mu_{Ga}^{bulk} - (N_P - N_{Ga})\mu_P}{2A}$$

-Pallikkara Chandrasekharan, et al. Physical Review B 108.7 (2023): 075305, FOTON Inst.



The polar surface investigated is on top and the bottom surface is H\*-passivated

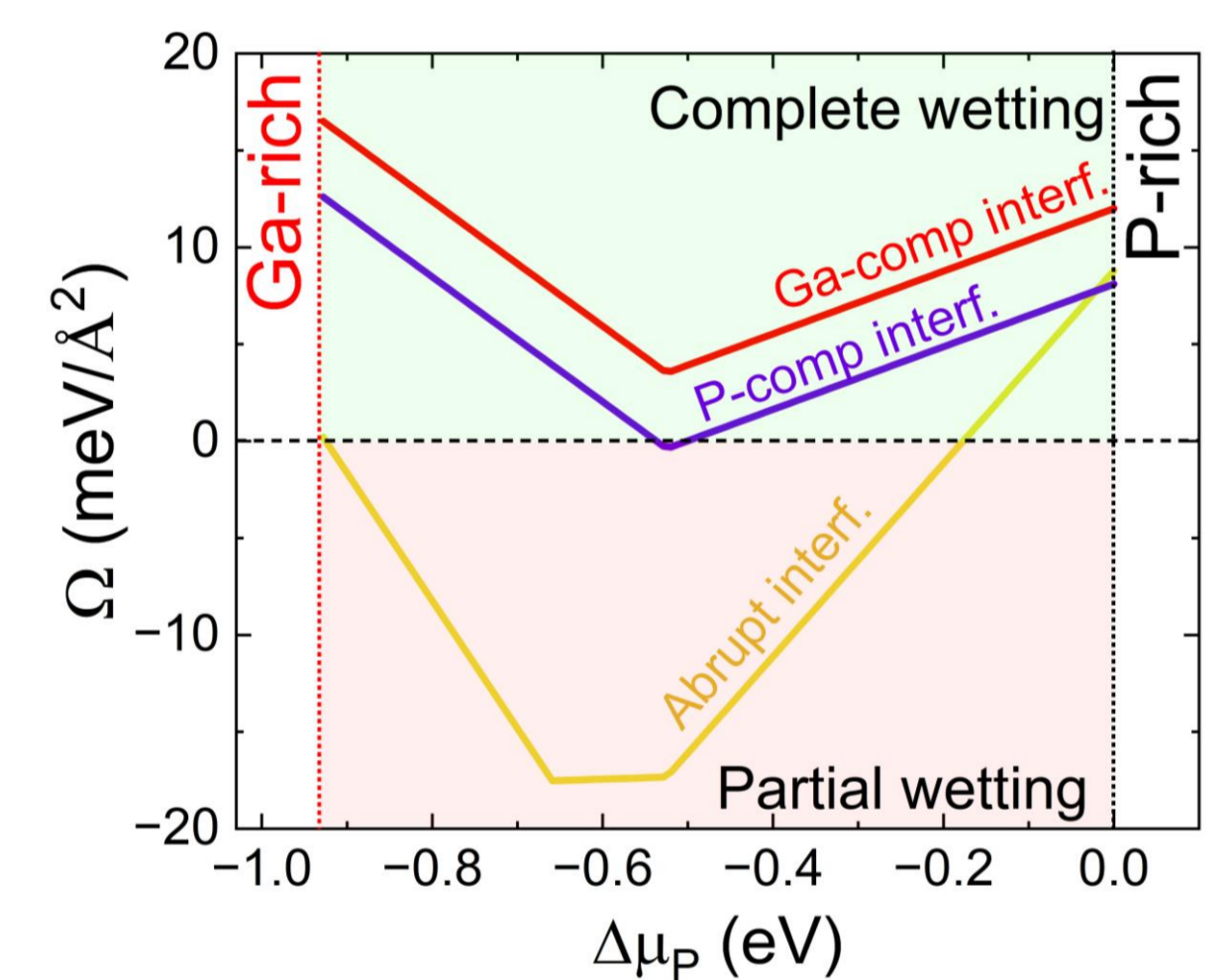
$$\gamma_{polar} = \frac{E_{slab} - N_{Ga}\mu_{Ga}^{bulk} - (N_P - N_{Ga})\mu_P - N_{H^*}\mu_{H^*}}{A}$$

$$\gamma_{polar} = \frac{-N_{H^*}^{Ga} \mu_{H^*}^{Ga} - N_{H^*}^P \mu_{H^*}^P}{A}$$

-Pallikkara Chandrasekharan, et al. Physical Review B 108.7 (2023): 075305, FOTON Inst.


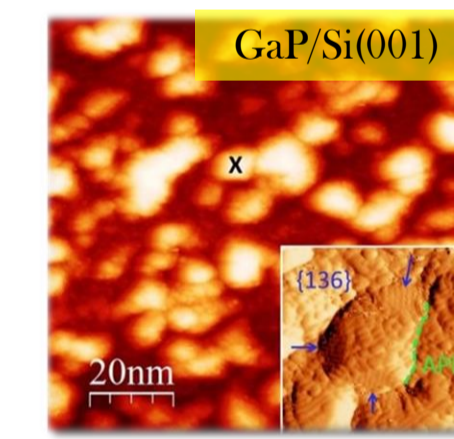
## Wetting

$$\Omega = \gamma_{Si}^S - \gamma_{(III-V)}^S - \gamma_{(III-V/Si)}^I$$



Young-Dupré spreading parameter  $\Omega$  calculated for the different interface atomic configurations.

## Experiments



→3D growth

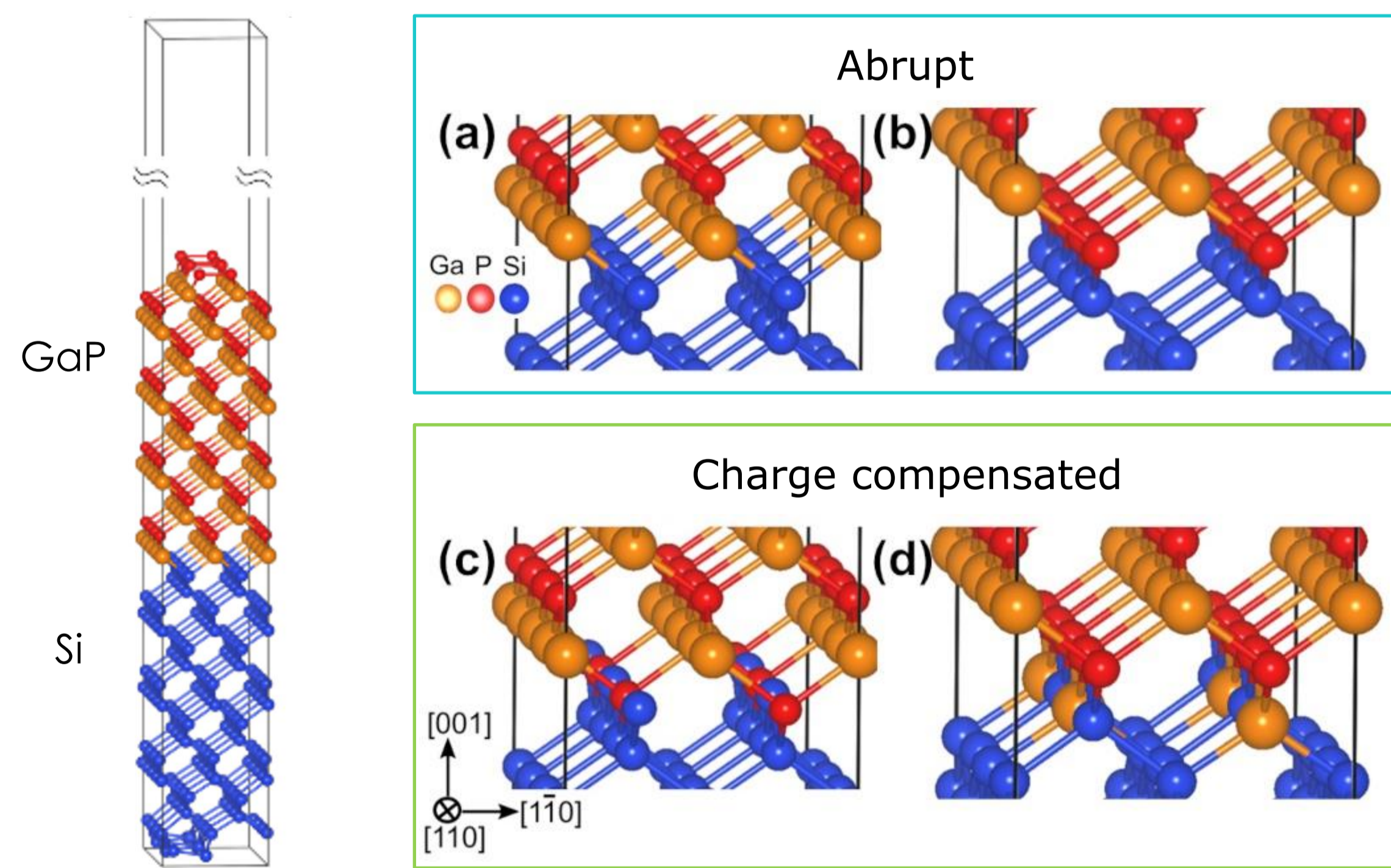
→Large impact on defects generation

Initial coverage of Si by group-V, H or other atoms

X = H, O, As, P, etc...

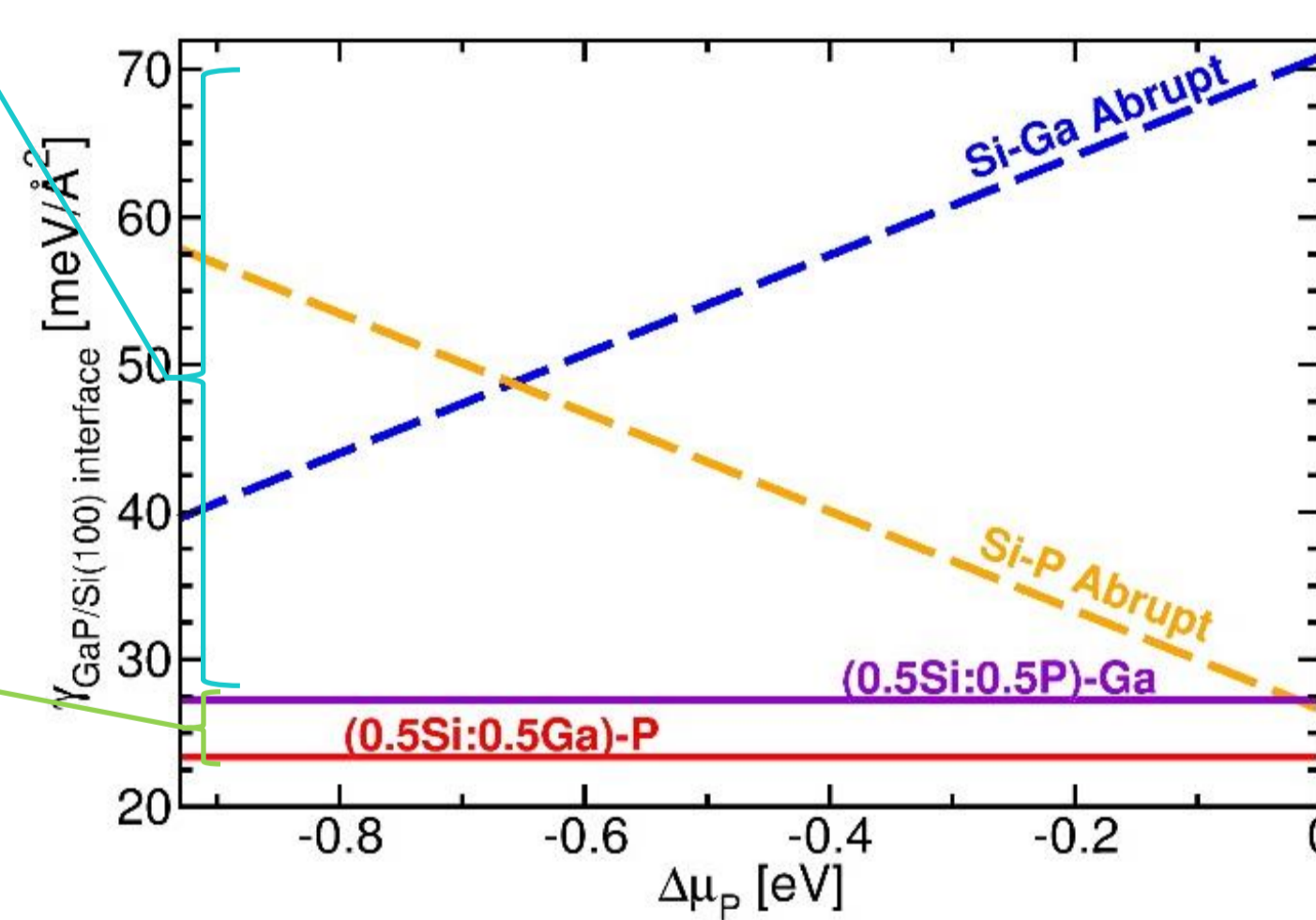
-I. Lucci et al., Phys. Rev. Materials 2, 060401(R) (2018), FOTON Inst.

## Absolute Interface energies



Schematic of a supercell used for absolute interface energy determination

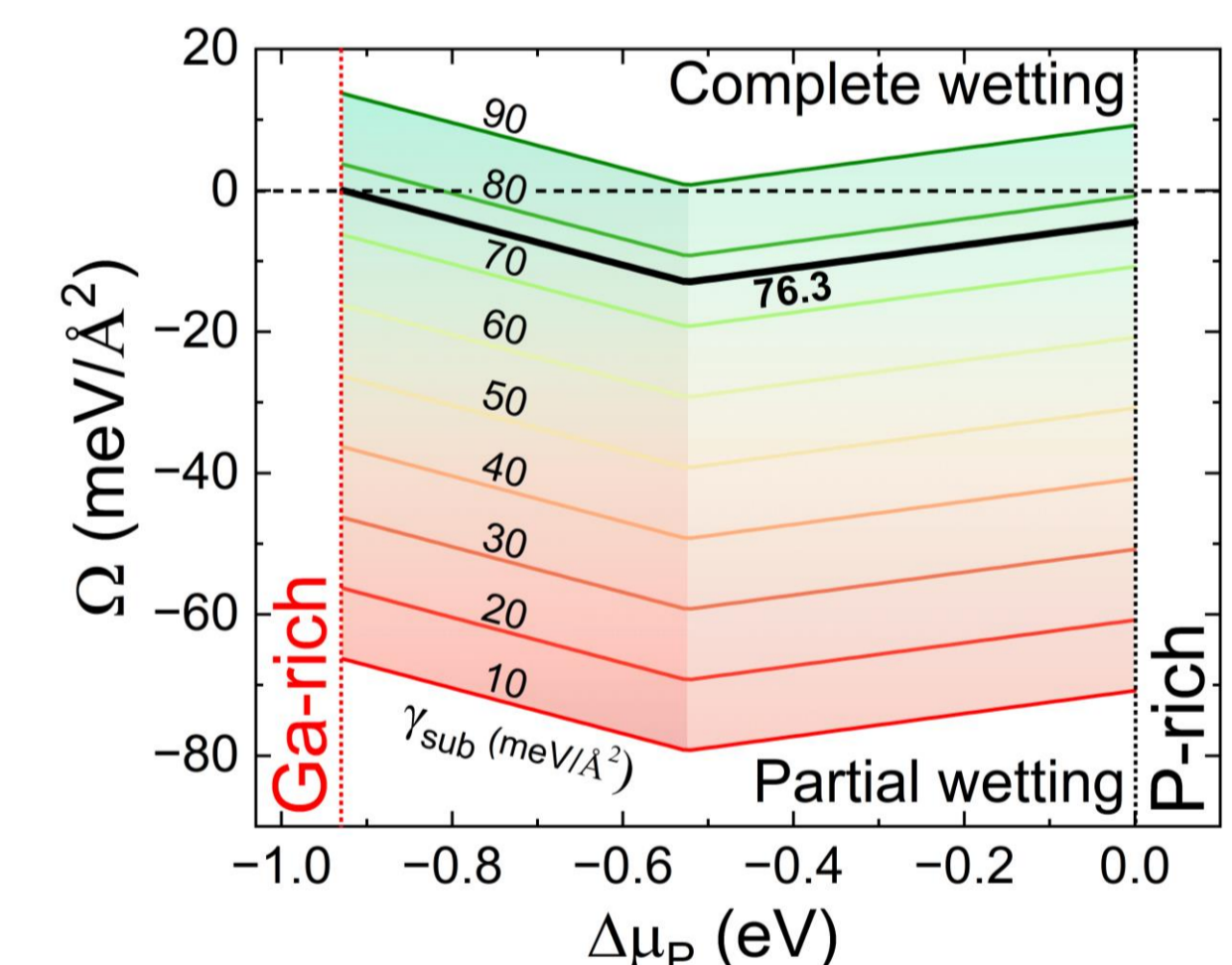
$$\gamma_{YZ}^{int} = \frac{E_{slab}^{int} - \sum_i (N_i \mu_i^{bulk}) - \sum_{j=Y,Z} (A \gamma_{surf}^j)}{A}$$



GaP/Si(001) absolute interface energies

The large stabilization of the III-V/Si interface through charge compensation promotes the complete wetting conditions in the system.

-Pallikkara Chandrasekharan, et al. Physical Review B 108.7 (2023): 075305, FOTON Inst.



Young-Dupré spreading parameter  $\Omega$  calculated for different substrate surface energies (from 10 meV/Å<sup>2</sup> (red) to 90 meV/Å<sup>2</sup> (green)), with the most stable Ga-compensated III-V/Si interface.

-Pallikkara Chandrasekharan, et al. Physical Review B 108.7 (2023): 075305, FOTON Inst.

## Conclusions

- Large stability of charge compensated III-V/Si interfaces as compared to abrupt ones.
- The stable compensated III-V/Si interfaces promote complete wetting conditions.
- This can be easily counterbalanced by the substrate initial passivation, which favors partial wetting conditions.

## Acknowledgements

This research was supported by the French National Research NUAGES Project (Grant no. **ANR-21-CE24-0006**). DFT calculations were performed at FOTON Institute, and the work was granted access to the HPC resources of TGCC/CINES under the allocation **A0120911434** and **A0140911434** made by **GENCI**.