



HAL
open science

Differences between Mimicking and Non-Mimicking laughter in Child-Caregiver Conversation: A Distributional and Acoustic Analysis

Chiara Mazzocconi, Benjamin O'Brien, Kevin El Haddad, Kübra Bodur,
Abdellah Fourtassi

► **To cite this version:**

Chiara Mazzocconi, Benjamin O'Brien, Kevin El Haddad, Kübra Bodur, Abdellah Fourtassi. Differences between Mimicking and Non-Mimicking laughter in Child-Caregiver Conversation: A Distributional and Acoustic Analysis. Proceedings of the 45th Annual Conference of the Cognitive Science Society., Aug 2023, Sidney, Australia. hal-04415454

HAL Id: hal-04415454

<https://hal.science/hal-04415454v1>

Submitted on 29 Jan 2024

HAL is a multi-disciplinary open access archive for the deposit and dissemination of scientific research documents, whether they are published or not. The documents may come from teaching and research institutions in France or abroad, or from public or private research centers.

L'archive ouverte pluridisciplinaire **HAL**, est destinée au dépôt et à la diffusion de documents scientifiques de niveau recherche, publiés ou non, émanant des établissements d'enseignement et de recherche français ou étrangers, des laboratoires publics ou privés.

Differences between Mimicking and Non-Mimicking laughter in Child-Caregiver Conversation: A Distributional and Acoustic Analysis

Chiara Mazzocconi (chiara.mazzocconi@univ-amu.fr)

ILCB, CNRS, Laboratoire Parole et Langage, Aix-Marseille University, Aix-en-Provence, France

Benjamin O'Brien (benjamin.o-brien@univ-avignon.fr)

LIA, University of Avignon, Avignon, France

Kevin El Haddad (kevin.elhaddad@umons.ac.be)

ISIA Lab, University of Mons, Mons, Belgium

Kübra Bodur (kubra.bodur@univ-amu.fr)

CNRS, Laboratoire Parole et Langage, Aix-Marseille University, Aix-en-Provence, France

Abdellah Fourtassi (abdellah.fourtassi@univ-amu.fr)

Aix Marseille University, Université de Toulon, CNRS, LIS, Marseille, France

Abstract

Despite general agreement that laughter is crucial in social interactions and cognitive development, there is surprisingly little work looking at its use through childhood. Here we investigate laughter in middle childhood, using a corpus of online calls between child and parent and between the (same parent) and another adult. We focus on laughter mimicry, i.e., laughter shortly following laughter from the partner, and we compare mimicking and non-mimicking laughter in terms of distribution and acoustic properties using spectrotemporal modulation measures. Our results show, despite similar frequencies in laughter production, different laughter mimicry patterns between Parent-Child and Parent-Adult interactions. Overall, in comparison with previous work in infants and toddlers, our results show laughter mimicry is more balanced between parents and school-age children. At the acoustic level, we observe differences between mimicking and non-mimicking laughter in children, but not in adults. Moreover, we observe significant differences in laughter acoustics in parents depending on whether they interact with children or adults, which highlights a strong interlocutor effect on laughter mimicry.

Keywords: laughter; mimicry; adult-child conversation; multi-modal communication development; spectrotemporal modulation.

Introduction

Laughter is a non-verbal vocalization pervading our conversations universally across cultures and languages (Trouvain & Truong, 2012; Bryant & Bainbridge, 2022). Its evolutionary roots are found in nonhuman play vocalizations (Ross, Owren, & Zimmermann, 2010), and in humans, it is most often associated with positive emotional feelings and humor appreciation (Winkler & Bryant, 2021). Nevertheless, in human adults, laughter functions span a much wider range: regulating turn-taking and topic changes, signaling problems of lexical retrieval or lexical imprecision, marking irony, disambiguating meaning, managing self-corrections, smoothing or softening difficult situations (e.g., a criticism, an embarrassing moment, asking a favor, or manage trouble-telling), but also showing (dis)affiliations and marking group boundaries (Wessel-Tolvig & Paggio, 2017; Cosentino, Sessa, & Takanishi, 2016; Glenn & Holt, 2013; Petitjean & González-Martínez, 2015; Shaw, Hepburn, & Potter, 2013; Mazzocconi, Tian, & Ginzburg, 2020; Jefferson, 1984). It is a communicative signal to disclose emotional, attentional, and in-

tentional mental states to our interlocutors (Hoicka & Gattis, 2008; Mazzocconi et al., 2020; Provine, 1993).

Despite the pragmatic complexity observed in adults (Mazzocconi et al., 2020), laughter emerges in infancy around three months of age (Nwokah, Hsu, Dobrowolska, & Fogel, 1994; Sroufe & Wunsch, 1972), a developmental stage when the same level of elaborated adult pragmatic reasoning (as briefly described above) cannot be expected. Growing evidence suggests that changes in laughter use correlates with the development of socio-cognitive skills of babies and children (Mazzocconi & Ginzburg, 2022b, 2022a; Mireault & Reddy, 2016; Martin, 2010). Even when considering exclusively its occurrence in relation to humorous stimuli, laughter can offer a precious, early window into the cognitive development of babies (Mireault & Reddy, 2016). Piaget (1945) proposed to consider laughter as a “sign of cognitive mastery”: funniness residing especially in zones of proximal development (Vygotsky, 1980). For example, a simple peek-a-boo game may be extremely amusing and exciting for a baby who has just acquired the principle of object permanence, but may be extremely boring for an older child, or frightening for a baby that has not yet acquired such principle (Shultz, 1976; Parrott & Gleitman, 1989). Moreover, laughter can be informative about the child’s cultural and social attunement to the environment (Mireault & Reddy, 2016). Humour appreciation is indeed often guided by social referencing (Mireault et al., 2014), and non-humour related laughter is tightly bound to cultural norms: what is considered to be embarrassing or face-threatening varies importantly across cultures (cfr. (Brown & Levinson, 1987; Brown, 2015)) and depends on the emergence of a sense of self (self-reputation) and awareness of others’ mental states (Tomasello, 2009; Mazzocconi & Ginzburg, 2022a; Hoicka, 2014). Therefore the study of laughter development is interesting since it can offer insight into not only the underlying cognitive processes of laughter, but also into the socio-cognitive development of children.

Laughter mimicry and its development

Due to its contagiousness, laughter can easily lead towards alignment, maybe more than other non-verbal behaviors (Palagi, Caruana, & de Waal, 2022; Scott, Cai, & Billing,

2022), i.e., laughter mimicry, commonly defined as the production of laughter within one second from the end of a previous laughter produced by an interactant. Laughter mimicry occurrence plays an important role for the unfolding of conversations (e.g., showing agreement and affiliation, jointly manage and shape meaning), as well as the establishment and maintenance of relationships (Smoski, 2004; Kurtz & Algoe, 2017), including non-human primates (Davila-Ross & Palagi, 2022). However, laughter mimicry is not a purely automatic response: it is influenced by context (Bryant, 2020), interactional partner (Smoski & Bachorowski, 2003), object of the laughter¹ (Jefferson, Sacks, & Schegloff, 1977), and by the developmental stage of the interactants. In mother-infant interactions, laughter mimicry is more frequent in caregivers than in children (Nwokah et al., 1994; Cohn & Tronick, 1987; Mazzocconi & Ginzburg, 2022b). In a longitudinal study from 12 to 36 months, a decrease in laughter mimicry produced by mothers was observed over time, which suggests a negative correlation between it and the communicative skills of children (Mazzocconi & Ginzburg, 2022b). The same study reported that at around 36 months, mother and child reach more balanced patterns in terms of laughter reciprocity, responding to each other approximately 20% of the time. While this percentage is close to what is expected in adult conversations (Mazzocconi et al., 2020; Smoski & Bachorowski, 2003), this comparison should be taken with reservation as the interactional contexts among infant (free play at home) and adult studies (mostly conversations in lab setting) are quite different. While a wealth of studies is available on laughter and its mimicry in adults and children from infancy to preschool, to the authors' knowledge, there is little investigating laughter mimicry in middle childhood (i.e., 6 to 12 years old), especially in spontaneous interactions. Few existing studies have been conducted exclusively in controlled settings (e.g., Helt, Fein, and Vargas (2019)).

The acoustics of laughter

While studies in non-human primates have shown that Mimicking laughter is acoustically significantly different from initiating laughter (Davila-Ross, Allcock, Thomas, & Bard, 2011), Truong and Trouvain (2014) have shown that such distinction is absent in adult humans². The latter has been interpreted as a consequence of the tendency of interlocutors to align with each other in their laughter production (Ludusan & Wagner, 2022). Nevertheless, in adult humans the acoustic features of laughter mimicry are influenced, and informative about, the relationships between interactants: mimicking laughter between friends are overall characterized by higher pitch and faster burst rates, features correlated with both

¹For example, in the context of patient-doctor interaction, laughter related to trouble-telling should not be reciprocated by the doctor.

²We need to highlight that the classifications used in these studies are slightly different: (Truong & Trouvain, 2014) compared specifically initiating and responding laughs which showed overlap, while in (Davila-Ross et al., 2011), as we will in the current work, the comparison is between all the laughs not shortly following another laughter and all the mimicking laughs, regardless of their overlap.

heightened arousal and perception of spontaneity (Bryant & Aktipis, 2014; Oveis, Spectre, Smith, Liu, & Keltner, 2016). Furthermore, clinical data suggests that the acoustic analysis of laughter and its mimicry can be indicative of social-cognitive processing (Bryant, 2020; O'Nions et al., 2017; Reddy, Williams, & Vaughan, 2002; Lavelle, Howes, Healey, & McCabe, 2018; Kant, 1942; Helt et al., 2019; Hudenko, Stone, & Bachorowski, 2009). Little work though has compared laughter types across different developmental stages.

Numerous acoustic features have been used to describe the perceptual characteristics associated with laughter and its social functions (see Bachorowski and Owren (2002); A. Wood, Martin, and Niedenthal (2017)). These descriptors span both temporal and spectral dimensions. Bryant and Aktipis (2014) showed that by increasing laughter rate, listeners perceived laughs as more spontaneous. In a separate study, Bryant et al. (2018) showed that listeners associated irregular dynamics in pitch and loudness with friends laughing instead of strangers. Related research showed that adults from different cultures, and even 5-month old babies, are extremely good at telling apart co-laughter produced between strangers and between friends (Bryant et al., 2016; Vouloumanos & Bryant, 2019). This is quite remarkable, as the acoustic signals of laughter are oftentimes short in duration and embedded with dynamic changes across both temporal and spectral dimensions.

These changes can be measured by transferring the time-frequency representations of acoustic signals into the *spectrotemporal modulation* domain (hereafter STM), i.e., fluctuations across the temporal and frequency domains. STM measures have been widely used by researchers in speech production and perception studies to characterise the acoustic signals (Chi, Gao, Guyton, Ru, & Shamma, 1999). Temporal modulations have been shown to reflect broad linguistic categories, specifically prosody (1-2 Hz), rhythmic and syllabic patterns (4-8 Hz), and articulatory gestures (16-32 Hz) (Flinker, Doyle, Mehta, Devinsky, & Poeppel, 2019; Giraud & Poeppel, 2012). Spectral modulations have been shown to correspond with F0 fluctuations, harmonics, and formant patterns (Giraud & Poeppel, 2012; Rosen, Carlyon, Darwin, & Russell, 1992) with perceptual limits around 3 cycles per octave (hereafter, c/o) (Dusan, 2007; Liu & Eddins, 2008) and a critical region of 0.8-1.3 c/o (Flinker et al., 2019). Numerous studies focused on unpacking the modulation representation of speech signals in the context of assessing speech intelligibility (Elhilali, Chi, & Shamma, 2003; Elliott & Theunissen, 2009; Flinker et al., 2019) and voice pathologies (Moro-Velázquez, Gómez-García, Godino Llorente, & Andrade-Miranda, 2015; Marczyk, O'Brien, Tremblay, Woisard, & Ghio, 2022). There have been but a handful of studies that use STM metrics to analyze anything other than speech. For example, scream production was shown to have significantly increased temporal modulations (compared to speech) in the 30-150 Hz range (Arnal, Flinker, Kleinschmidt, Giraud, & Poeppel, 2015). The authors showed that this upper band of temporal modula-

tions corresponds to both the perception of “roughness” and engages subcortical structures critical to assessing danger.

Recent work by Ludusan and Wagner (2020b, 2020a) showed that modulations of the amplitude envelope and F0 could be used to distinguish speech, laughter, and speech-laughter. Nevertheless, no study investigated whether such measures can discriminate between laughter types and be influenced by interlocutors.

The current study

The current work aims at filling several gaps in the literature reviewed above. Our focus on middle childhood allows us to bridge research on laughter-mimicking patterns in infants and toddlers to research on adult behavior. The use of a similar interaction context enables us to directly compare adult-adult and child-adult laughter responsiveness dynamics. Further, our study introduces state-of-art acoustic analysis techniques as a tool to provide a more precise investigation of mimicking versus non-mimicking laughter behavior in development. More precisely, our study investigates two main questions:

- Do distributional patterns of laughter mimicry differ between children, caregivers, and adults?
- Are there intra- and inter- participant (children, caregivers, and adults) differences between mimicking and non-mimicking laughter in terms of acoustics?

Methods

Dataset

The ChiCo corpus (Bodur, Nikolaus, Kassim, Prévot, & Fourtassi, 2021) contains 16 video-call conversations of participants engaged in a simple word-guessing game. Eight of these conversations involved a child playing the game with a parent and the other eight involved the same parent playing the same game with an adult. The age range of children was between 6 and 11 years old ($M=8.7$, $SD=1.48$). We chose to use this dataset as it allows us to investigate not only laughter mimicry in children interacting with caregivers, but also possible differences between parent-child and adult-adult dynamics, using the same conversational context.

Annotation and Models

Laughter Annotation The whole dataset was annotated independently by two of the authors using the software ELAN (Brugman & Russel, 2004). The laughter audio-visual identification criteria followed the procedures outlined in El Haddad, Chakravarthula, and Kennedy (2019); Mazzocconi and Ginzburg (2022b). The inter-annotator agreement score was calculated, both for laughter identification and segmentation (start-time and end-time boundaries). For laughter identification, we obtained an overall Cohen’s kappa of $\kappa = 0.76$. Segmentation was assessed with the Staccato algorithm implemented in ELAN (Lücking, Ptock, & Bergmann, 2011), leading to an average degree of organization of 0.71.³

³This value was obtained by running 1000 Monte Carlo simulations, using an annotation length granularity of 10, and $\alpha = 0.05$.

Mimicry calculation For laugh B to mimic laugh A, B must occur after A’s start and can have its onset anytime until A’s stop within a margin ΔT . In order to avoid duplication, B should stop before the next A starts. So, to count a laughter as mimicry the following must apply:

- (1) $T_{start}(A_i) < T_{start}(B_i)$
- (2) $T_{start}(B_i) < \min\{T_{stop}(A_i) + \Delta T, T_{start}(A_{(i+1)})\}$

Where B_i and A_i are the i^{th} laugh in a conversation and T_{start} and T_{stop} are the starting and stopping times of a laugh, respectively. ΔT was set to 1 second. Henceforth, “Mimicking” laugh refers to any laugh shortly following a preceding laugh, while a “Non-Mimicking” laugh refers to a laugh not shortly following a preceding laugh. Given the variability in laughter occurrences among participants, it was important to establish a laughter mimicry metric that accounted for the number of laughs produced by the interlocutors. Following a similar procedure used by El Haddad et al. (2019) and Smoski and Bachorowski (2003), the Transitional Probability (TP) was measured by calculating the probability of laughter mimicry occurring in one participant over the total number of laughs produced by their partner. This metric offered a likelihood value that one participant moved from a “non-laughing” state to a “laughing state”, given the laughter produced by their partner. Equation 1 describes the TP of participant X , where M is the total number of laughter mimicry produced by X and L is the total number of laughs produced by their partner Y .

$$TP(X) = \frac{\sum_{m=1}^M X_m}{\sum_{l=1}^L Y_l} \quad (1)$$

Spectrotemporal modulation The energy distribution across the spectrotemporal modulation domain can be characterized in terms of the measure of Modulation Power Spectrum (MPS). Previous work (Elliott & Theunissen, 2009; Singh & Theunissen, 2003; Thoret, Caramiaux, Depalle, & Mcadams, 2021) has defined MPS as a two-dimensional Fourier transform of the time-frequency representation of an audio signal. Equation 2 below provides the formal definition of the MPS, where s and r are spectral and temporal modulations, respectively, and $Y(t, f)$ is the amplitude extracted from the Fourier transform:

$$MPS(s, r) = \int \int |Y(t, f)| e^{-2\pi i s f} e^{-2\pi i r t} df dt \quad (2)$$

We adopted scripts developed in MATLAB 2016b (MathWorks Inc, USA) by (Flinker et al., 2019) to obtain the MPS of laughs in our dataset. Laughter recordings were first down-sampled to 16 kHz, which is a sufficient resolution to analyze laughter events. Time-frequency representations were obtained using a gammatone filter bank summation method (128 full-width half-maximum Gaussians with center frequencies logarithmically spanning the frequency domain). Hilbert transforms were then used to extract the analytical amplitudes

Table 1: Occurrences of Mimicking and Non-Mimicking laughter according to Participant (C: Child, PwC: Parent interacting with Child, PwA: Parent interacting with Adult, and A: Adult) and Dyad.

Participant	Total	Non-Mimicking	Mimicking
C	110	85	25
PwC	133	103	30
PwA	168	130	38
A	169	123	46
Total	580	441	139

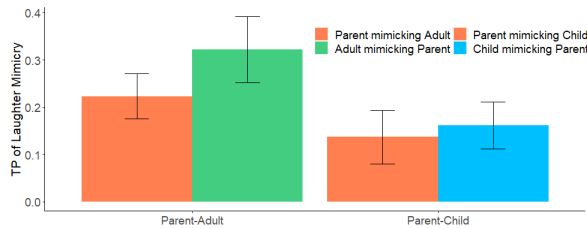


Figure 1: Overall TP of laughter mimicry in Parent-Adult and Parent-Child conversations

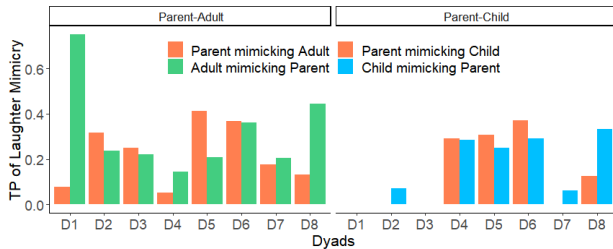


Figure 2: TP of laughter mimicry within each dyad.

from these filter outputs. The *fft2* MATLAB function transformed the time-frequency representations into the modulation domain. Previous work reported that the speech signal is embedded with temporal and spectral modulations ranging from 0 to 32 Hz and 0 to 4 c/o, respectively. We used these same ranges to compare the STM profiles associated with Mimicking and Non-Mimicking laughter.

Statistics for acoustic analysis Generalized additive mixed models (GAMMs) (S. Wood, 2006) were used to evaluate the effects of laughter type and interlocutor on time-normalised temporal modulations (TM) and spectral modulations (SM). GAMMs were selected for statistical analysis as they can handle time-varying data with non-linear relationships and have been shown to be effective at evaluating amplitude and F0 modulations (Ludusan & Wagner, 2020b). Although this method differs from traditional statistical analyses of laughter acoustics, GAMMs afford precision in identifying specific modulation regions. Following the procedures suggested by (Wieling, 2018; Ludusan & Wagner, 2020b) the R-package *mgcv* was used. Thin plate regression *splines* were used as

smoothing functions to model the non-linear variation present in the data (s in Formula 3). The R-package *itsadug* (van Rij, Wieling, Baayen, & van Rijn, 2015) was used to estimate an AR-1 correlation parameter ρ and pairwise differences between the non-linear smooths of the factor levels.

Formula 3 describes the general GAMM used in the current study. Amplitudes A (in dB) corresponding to modulations v (the unit for v is Hz for TM and c/o for SM) were used as dependent variables. The term T represents the interaction between laughter type l (mimicking vs. non-mimicking) and dyadic role (C: Child, A: Adult, PwC: Parent interacting with child, PwA: Parent interacting with adult). It was entered as fixed factors (leading to 8 levels). A non-linear random factor of participant p was added to the models. The ρ -value described in formula 3 was estimated from the data and included to control for auto-correlation in the time series ($\rho_{TM} = 0.82$; $\rho_{SM} = 0.95$). As proposed in (Ludusan & Wagner, 2020b), each model was first tested against a base model not containing the fixed factor via the *compareML* function.

$$\text{bam}(A \sim T + s(v, \text{by} = T) + s(v, p, \text{by} = l, \text{bs} = \text{"fs"}), \text{rho} = \rho) \quad (3)$$

Results

Our study is based on the identification of 580 laughter events: 243 in the Parent-Child (PC) interactions (110 C: 14 ± 14 ; 133 P: 17 ± 8) and 337 in the Parent-Adult (PA) interactions (per participant: 21 ± 12). Wilcoxon-tests of laughter frequency per minute between PC and PA conversations and between parent and child were not statistically significant. No significant difference in duration were observed neither according to participant neither according to laughter type.

Laughter Mimicry

Table 1 shows the distribution of laughter types across Participants. Overall 55 Mimicking laughs were identified in PC interactions and 84 in PA interactions. Figure 1 illustrates the TP of laughter mimicry per participant type (C, PwC, PwA, A), while Figure 2 shows TP of laughter mimicry at the participant level. Occurrences of laughter mimicry are overall significantly more frequent in PA than in PC interactions ($\chi^2 39.82$, $p < .001$). The same pattern is found when considering TP of laughter mimicry, which is larger in Parent-Adult interactions (mean TP = 0.27 ± 0.17) compared to Parent-Child interactions, with mean TP = 0.14 ± 0.14 ($W=103$, $p=0.03$). We found no differences in laughter mimicry within dyads, i.e., between PwC and C and between PwA and A. Regarding individual patterns (Fig. 2) laughter mimicry was consistently present in all PA dyads, however, much higher variability was observed in PC interactions.

Spectrotemporal modulation

Temporal modulations Fig. 3 (top) illustrates the results for the TM GAMM model (adjusted $r^2 = 0.69$) for the **intra-participant** effects of laughter types. Although no significant differences were observed between Mimicking and Non-Mimicking laughter produced by adults and parents, they

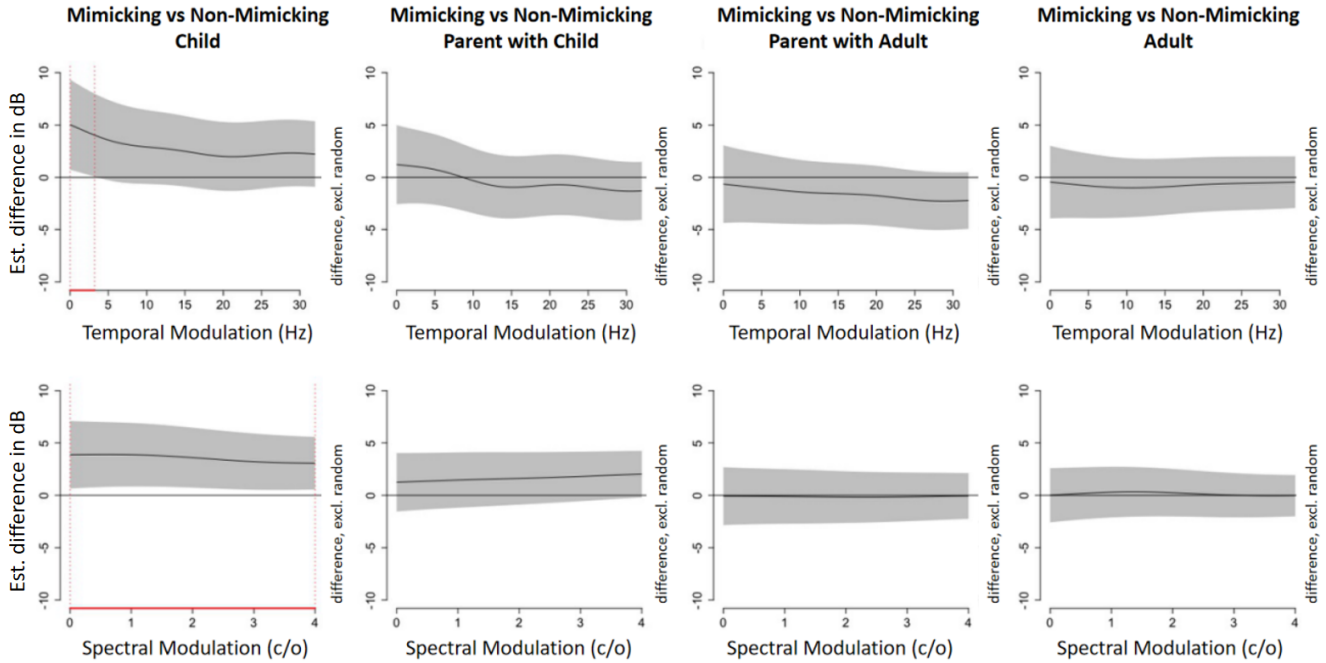


Figure 3: Differences between the fitted class models for temporal modulations (Top row) and spectral modulations (Bottom row) across laughter types and dyadic roles. The red interval on the horizontal axis represents the range of modulations for which the two models differ significantly.

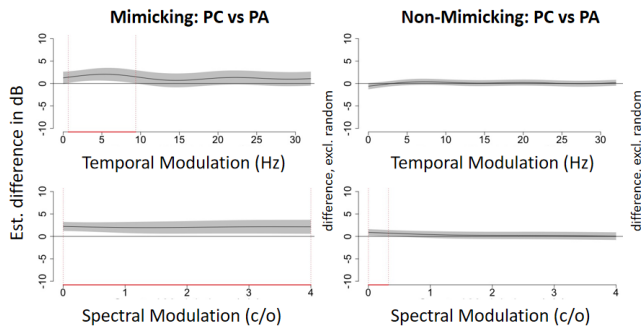


Figure 4: Differences between the fitted class models for temporal modulations and spectral modulations between laughter types across interactions with children and adults. The red interval on the horizontal axis represents the range of modulations for which two models differed significantly.

were present in children: When producing Mimicking laughter, children showed an increase (≈ -4 dB) of temporal modulations in the 0-3.23 Hz range in comparison to parents. The **inter-participant** analysis revealed no significant differences in Non-Mimicking laughter, however, they were found in Mimicking laughter, as parents who interacted with children exhibited an increase (≈ -2 dB) in the 0.65-9.38 Hz range in comparison to interactions with other adults (Fig. 4, top).

Spectral modulations Figure 3 (bottom) illustrates the results for the SM GAMM model (adjusted $r^2 = 0.65$) for the **intra-participant** effects of laughter types. Similar to the TM model, no significant differences between laughter types

were observed in adults and parents, however, they were present in children. When producing mimicking laughter, children exhibited an increase (≈ -4 dB) in spectral modulations in the 0-4 c/o range in comparison to non-mimicking laughter. The **inter-participant** analysis showed several significant differences. When comparing Mimicking laughter, parents interacting with children had an increase (≈ -3 dB) in the 0-4 c/o range in comparison to interactions with other adults (Figure 4, bottom). When producing Non-Mimicking laughs (figure not shown), parents showed an increase (≈ -3 dB) in spectral modulations in the 0-0.81 c/o range in comparison to children. When producing Non-Mimicking laughs, parents interacting with children also increased (≈ -2 dB) spectral modulations in the 0-0.32 c/o in comparison to interactions with adults.

Discussion

This study investigated laughter use and mimicry in middle childhood in terms of both their distribution in naturalistic conversations and acoustic properties. Despite comparable overall laughter distributions among participants, we found laughter mimicry to be more present in Parent-Adult (PA) compared to Parent-Child (PC) interactions when both groups of dyads conversed in a similar context and played the same (word-guessing) game. The spectrotemporal modulation analysis showed clear differences between Mimicking and Non-Mimicking laughter in children, whereas no such differences were observed in adults. As for inter-personal results, we found acoustic differences between laughter pro-

duced by parents conversing with children in comparison to their laughter when conversing with other adults.

When looking at patterns across participants, the overall lower TP of laughter mimicry in PC interaction is mainly driven by the high variability observed among PC dyads. Indeed, we observe laughter mimicry only in 6 children out of 8 dyads and only in 4 parents when interacting with their children. In contrast, laughter mimicry was present in all PA dyads from both interlocutors. That said, the variability observed in PC dyads is not random: Either mimicry is present or it (almost) never occurs for both interactants. The fact that PC mimicry is rather balanced suggests an important change from earlier developmental stages, where asymmetrical patterns (namely, that caregivers produce much more laughter mimicry than children do) are dominant (Nwokah et al., 1994; Mazzocconi & Ginzburg, 2022b). Mazzocconi and Ginzburg (2022b) report balanced child-parent laughter mimicry only at 36 months in the context of free play at home, averaging the behaviour of 4 child-parent dyads.

One of the more striking results from our acoustic analysis was that, while in general, no significant differences were observed between Mimicking and Non-Mimicking laughter produced by parents and adults, these emerged in children across both temporal modulation (0-3.23 Hz) and spectral modulation (0-4 c/o) dimensions. Although the main result we report is that there is an acoustic difference in children, but not in adults, one can still speculate on what this difference means. The lack of difference between Mimicking and Non-Mimicking laughter in adults corroborates with findings reported in (Truong & Trouvain, 2014), which associated it with the tendency of interlocutors to align with each other in their laughter production (Ludusan & Wagner, 2022). Previous work has linked temporal modulations in the 1-2 Hz range with prosody (Flinker et al., 2019; Giraud & Poeppel, 2012) and spectral modulations to variations in F0 (Elliott & Theunissen, 2009). These properties (especially variability in F0) tend to correlate with arousal in humans (Bryant & Aktipis, 2014; Oveis et al., 2016; Smoski & Bachorowski, 2003) and in non-human animals (Schwartz, Sanchez, & Gouzoules, 2022; Pisanski, Cartei, McGettigan, Raine, & Reby, 2016). This suggests that child laughter mimicry is associated with heightened arousal. The origin of this is still to be investigated, but could be due to developmental factors related to laughter coordination in interaction, or to the fact that joining the parent's laughter is particularly emotionally rewarding.

When conducting inter-individual comparisons for specific laughter types, we observed an important interlocutor effect in parents: When interacting with children, parents produced Mimicking laughter with increased spectral modulations in comparison to interactions with adults. Here again, the increased spectral modulations are likely associated with heightened arousal. It is, for example, possible that parent laughter mimicry serves the function of specifically inducing positive affect in their child, encouraging them when making a mistake (e.g., failing to guess the word), and therefore

being particularly salient from a socio-emotional perspective. On the other hand, it is also possible, that Parents align to Children in the production of Mimicking laughter with higher spectrotemporal modulations. Such interpretation would be in line with previous work showing the tendency of adults to align to the others' laughter productions (Truong & Trouvain, 2014; Ludusan & Wagner, 2022).

Conclusion, Limitations, and Future work

Our study contributes to the developmental literature on laughter and its mimicry, investigating for the first time, to the best of our knowledge, their *naturalist* dynamics in middle childhood in terms of distribution and acoustics features.

We can conclude that at a dyadic level, by middle-childhood a form of balanced alignment and synergic coordination (Fusaroli, Raczaszek-Leonardi, & Tylén, 2014) for what concerns laughter mimicry is at place in parent-child loosely-structured conversation. Interestingly, unlike Parent-Adult dyads, certain Child-Parent dyads did not exhibit laughter mimicry. Further research should investigate this result by studying Parent-Child laughter mimicry across various contexts, to explore whether the lack of mimicry is influenced more by individual differences, parenting style, or by the conversational context, and task.

The most striking result regarding the acoustic analysis is that while in children we observe a significant difference between Mimicking and Non-Mimicking laughter, they do not differ in adults. Although the precise meaning of these differences remains to be explained, it is relevant to mention that in previous work (Truong & Trouvain, 2014) the lack of difference between initiating and Mimicking laughter among adults has been interpreted as the result of alignment in laughter production between interlocutors.

Finally, corroborating previous literature (e.g., Paxton, Dale, and Richardson (2016); Chartrand and Lakin (2013)), the Parent-Adult and Parent-Child comparisons showed how laughter mimicry is not a reflex-like behaviour, but it is importantly influenced by the interlocutor both in its distribution and acoustics. Further work is needed to disentangle the possible explanatory factors leading to our results: social role, attachment, social motivation, approach to the task, etc.

One limitation of our study is that it relies on computer-mediated conversations. While the study of laughter dynamics in this communicative medium is – in and of itself – an important, impactful research pursuit (especially in light of the recent increase in children's use of video calls for various social and educational activities), the conclusions we draw from this study about communicative development need to be further corroborated with similar data in direct face-to-face conversations. That said, there is evidence that suggests computer-mediated mimicry generalizes to direct mimicry, at least in adults (Gironzetti, 2022). For example, the values we report in the current study about TP of laughter mimicry in adult dyads are comparable to what has been reported previously in adult direct face-to-face interactions (Mazzocconi et al., 2020; Smoski & Bachorowski, 2003).

Acknowledgments

This work, carried out within the Labex BLRI (ANR-11-LABX-0036) and the Institut Convergence ILCB (ANR-16-CONV-0002), has benefited from support from the French government, managed by the French National Agency for Research (ANR) and the Excellence Initiative of Aix-Marseille University (A*MIDEX).

References

- Arnal, L., Flinker, A., Kleinschmidt, A., Giraud, A.-L., & Poeppel, D. (2015, 07). Human screams occupy a privileged niche in the communication soundscape. *Current biology : CB*, 25. doi: 10.1016/j.cub.2015.06.043
- Bachorowski, J.-A., & Owren, M. J. (2002). Vocal acoustics in emotional intelligence. *Emotions and social behavior. The wisdom in feeling: Psychological processes in emotional intelligence*, 11-36.
- Bodur, K., Nikolaus, M., Kassim, F., Prévot, L., & Fourtassi, A. (2021). Chico: A multimodal corpus for the study of child conversation. In *Companion publication of the 2021 international conference on multimodal interaction* (pp. 158–163).
- Brown, P. (2015). Politeness and language. In *The international encyclopedia of the social and behavioural sciences (iesbs)*, (2nd ed.) (pp. 326–330). Elsevier.
- Brown, P., & Levinson, S. C. (1987). *Politeness: Some universals in language usage* (Vol. 4). Cambridge university press.
- Brugman, H., & Russel, A. (2004). Annotating multi-medial multi-modal resources with elan. In *Lrec*.
- Bryant, G. A. (2020). Evolution, structure, and functions of human laughter. In *The handbook of communication science and biology* (pp. 63–77). Routledge.
- Bryant, G. A., & Aktipis, C. A. (2014). The animal nature of spontaneous human laughter. *Evolution and Human Behavior*, 35(4), 327–335.
- Bryant, G. A., & Bainbridge, C. M. (2022). Laughter and culture. *Philosophical Transactions of the Royal Society B*, 377(1863), 20210179.
- Bryant, G. A., Fessler, D. M., Fusaroli, R., Clint, E., Aarøe, L., Apicella, C. L., ... others (2016). Detecting affiliation in colughter across 24 societies. *Proceedings of the National Academy of Sciences*, 113(17), 4682–4687.
- Bryant, G. A., Fessler, D. M., Fusaroli, R., Clint, E., Amir, D., Chávez, B., ... others (2018). The perception of spontaneous and volitional laughter across 21 societies. *Psychological science*, 29(9), 1515–1525.
- Chartrand, T. L., & Lakin, J. L. (2013). The antecedents and consequences of human behavioral mimicry. *Annual review of psychology*, 64, 285–308.
- Chi, T., Gao, Y., Guyton, M. C., Ru, P., & Shamma, S. (1999). Spectro-temporal modulation transfer functions and speech intelligibility. *The Journal of the Acoustical Society of America*, 106(5), 2719–2732.
- Cohn, J. F., & Tronick, E. Z. (1987). Mother–infant face-to-face interaction: The sequence of dyadic states at 3, 6, and 9 months. *Developmental psychology*, 23(1), 68.
- Cosentino, S., Sessa, S., & Takanishi, A. (2016). Quantitative laughter detection, measurement, and classification—a critical survey. *IEEE Reviews in Biomedical engineering*, 9, 148–162.
- Davila-Ross, M., Allcock, B., Thomas, C., & Bard, K. A. (2011). Aping expressions? chimpanzees produce distinct laugh types when responding to laughter of others. *Emotion*, 11(5), 1013.
- Davila-Ross, M., & Palagi, E. (2022). Laughter, play faces and mimicry in animals: evolution and social functions. *Philosophical Transactions of the Royal Society B*, 377(1863), 20210177.
- Dusan, S. (2007). On the relevance of some spectral and temporal patterns for vowel classification. *Speech Communication*, 49(1), 71-82. doi: <https://doi.org/10.1016/j.specom.2006.11.001>
- El Haddad, K., Chakravarthula, S. N., & Kennedy, J. (2019). Smile and laugh dynamics in naturalistic dyadic interactions: Intensity levels, sequences and roles. In *2019 international conference on multimodal interaction* (pp. 259–263).
- Elhilali, M., Chi, T., & Shamma, S. (2003, 10). A spectro-temporal modulation index (stmi) for assessment of speech intelligibility. *Speech Communication*, 41, 331-348. doi: 10.1016/S0167-6393(02)00134-6
- Elliott, T. M., & Theunissen, F. E. (2009, 03). The modulation transfer function for speech intelligibility. *PLOS Computational Biology*, 5(3), 1-14. Retrieved from <https://doi.org/10.1371/journal.pcbi.1000302> doi: 10.1371/journal.pcbi.1000302
- Flinker, A., Doyle, W., Mehta, A., Devinsky, O., & Poeppel, D. (2019, 04). Spectrotemporal modulation provides a unifying framework for auditory cortical asymmetries. *Nature Human Behaviour*, 3. doi: 10.1038/s41562-019-0548-z
- Fusaroli, R., Raczaszek-Leonardi, J., & Tylén, K. (2014). Dialog as interpersonal synergy. *New Ideas in Psychology*, 32, 147–157.
- Giraud, A.-L., & Poeppel, D. (2012, 03). Cortical oscillations and speech processing: Emerging computational principles and operations. *Nature neuroscience*, 15, 511-7. doi: 10.1038/nn.3063
- Gironzetti, E. (2022). The multimodal performance of conversational humor. *The Multimodal Performance of Conversational Humor*, 1–255.
- Glenn, P., & Holt, E. (2013). *Studies of laughter in interaction*. A&C Black.
- Helt, M. S., Fein, D. A., & Vargas, J. E. (2019). Emotional contagion in children with autism spectrum disorder varies with stimulus familiarity and task instructions. *Development and psychopathology*, 1–11.
- Hoicka, E. (2014). The pragmatic development of humor. *Pragmatic development in first language acquisition*, 10,

- 219.
- Hoicka, E., & Gattis, M. (2008). Do the wrong thing: How toddlers tell a joke from a mistake. *Cognitive Development*, 23(1), 180–190.
- Hudenko, W. J., Stone, W., & Bachorowski, J.-A. (2009). Laughter differs in children with autism: An acoustic analysis of laughs produced by children with and without the disorder. *Journal of autism and developmental disorders*, 39(10), 1392–1400.
- Jefferson, G. (1984). On the organization of laughter in talk about troubles. *Structures of social action: Studies in conversation analysis*, 346, 369.
- Jefferson, G., Sacks, H., & Schegloff, E. (1977). Preliminary notes on the sequential organization of laughter. *Pragmatics Microfiche*, 1, A2–D9.
- Kant, O. (1942). "inappropriate laughter" and "silliness" in schizophrenia. *The Journal of Abnormal and Social Psychology*, 37(3), 398.
- Kurtz, L. E., & Algoe, S. B. (2017). When sharing a laugh means sharing more: Testing the role of shared laughter on short-term interpersonal consequences. *Journal of Nonverbal Behavior*, 41, 45–65.
- Lavelle, M., Howes, C., Healey, P. G., & McCabe, R. (2018). Are we having a laugh? conversational laughter in schizophrenia. *DaP* 2018, 35.
- Liu, C., & Eddins, D. (2008, 10). Effects of spectral modulation filtering on vowel identification. *The Journal of the Acoustical Society of America*, 124, 1704–15. doi: 10.1121/1.2956468
- Lücking, A., Ptock, S., & Bergmann, K. (2011). Assessing agreement on segmentations by means of staccato, the segmentation agreement calculator according to thomann. In *International gesture workshop* (pp. 129–138).
- Ludusan, B., & Wagner, P. (2020a). An Evaluation of Manual and Semi-Automatic Laughter Annotation. In *Proc. interspeech 2020* (pp. 621–625). doi: 10.21437/Interspeech.2020-2521
- Ludusan, B., & Wagner, P. (2020b, 05). Speech, laughter and everything in between: A modulation spectrum-based analysis. In (p. 995–999). doi: 10.21437/SpeechProsody.2020-203
- Ludusan, B., & Wagner, P. (2022). Laughter entrainment in dyadic interactions: temporal distribution and form. *Speech Communication*, 136, 42–52.
- Marczyk, A., O'Brien, B., Tremblay, P., Woisard, V., & Ghio, A. (2022). Correlates of vowel clarity in the spectrotemporal modulation domain: Application to speech impairment evaluation. *The Journal of the Acoustical Society of America*, 152, 2675–2691. doi: 10.1121/10.0015024
- Martin, R. A. (2010). *The psychology of humor: An integrative approach*. Elsevier.
- Mazzocconi, C., & Ginzburg, J. (2022a). Growing up laughing: Laughables and pragmatic functions between 12 and 36 months. Available at SSRN 4240766.
- Mazzocconi, C., & Ginzburg, J. (2022b). A longitudinal characterisation of typical laughter development in mother-child interaction from 12 to 36 months: formal features and reciprocal responsiveness. *Journal of Nonverbal Behavior*.
- Mazzocconi, C., Tian, Y., & Ginzburg, J. (2020). What's your laughter doing there? A taxonomy of the pragmatic functions of laughter. *IEEE Transactions on Affective Computing*.
- Mireault, G. C., Crockenberg, S. C., Sparrow, J. E., Pettinato, C. A., Woodard, K. C., & Malzac, K. (2014). Social looking, social referencing and humor perception in 6-and-12-month-old infants. *Infant Behavior and Development*, 37(4), 536–545.
- Mireault, G. C., & Reddy, V. (2016). *Humor in infants: developmental and psychological perspectives*. Springer.
- Moro-Velázquez, L., Gómez-García, J., Godino Llorente, J., & Andrade-Miranda, G. (2015, 10). Modulation spectra morphological parameters: A new method to assess voice pathologies according to the grbas scale. *BioMed Research International*, 2015. doi: 10.1155/2015/259239
- Nwokah, E. E., Hsu, H.-C., Dobrowolska, O., & Fogel, A. (1994). The development of laughter in mother-infant communication: Timing parameters and temporal sequences. *Infant Behavior and Development*, 17(1), 23–35.
- Oveis, C., Spectre, A., Smith, P. K., Liu, M. Y., & Keltner, D. (2016). Laughter conveys status. *Journal of Experimental Social Psychology*, 65, 109–115.
- O'Nions, E., Lima, C. F., Scott, S. K., Roberts, R., McCrory, E. J., & Viding, E. (2017). Reduced laughter contagion in boys at risk for psychopathy. *Current Biology*, 27(19), 3049–3055.
- Palagi, E., Caruana, F., & de Waal, F. B. (2022). The naturalistic approach to laughter in humans and other animals: towards a unified theory. *Philosophical Transactions of the Royal Society B*, 377(1863), 20210175.
- Parrott, W. G., & Gleitman, H. (1989). Infants' expectations in play: The joy of peek-a-boo. *Cognition & Emotion*, 3(4), 291–311.
- Paxton, A., Dale, R., & Richardson, D. C. (2016). Social coordination of verbal and non-verbal behaviours. In *Interpersonal coordination and performance in social systems* (pp. 277–292). Routledge.
- Petitjean, C., & González-Martínez, E. (2015). Laughing and smiling to manage trouble in french-language classroom interaction. *Classroom Discourse*, 6(2), 89–106.
- Piaget, J. (1945). *Play, dreams, and imitation in childhood*. New York: Norton.
- Pisanski, K., Cartei, V., McGettigan, C., Raine, J., & Reby, D. (2016). Voice modulation: A window into the origins of human vocal control? *Trends in Cognitive Sciences*, 20(4), 304–318. doi: https://doi.org/10.1016/j.tics.2016.01.002
- Provine, R. R. (1993). Laughter punctuates speech: Linguistic, social and gender contexts of laughter. *Ethology*, 95(4), 291–298.
- Reddy, V., Williams, E., & Vaughan, A. (2002). Sharing humour and laughter in autism and down's syndrome. *British*

- journal of psychology*, 93(2), 219–242.
- Rosen, S., Carlyon, R. P., Darwin, C. J., & Russell, I. J. (1992). Temporal information in speech: acoustic, auditory and linguistic aspects. *Philosophical Transactions of the Royal Society of London. Series B: Biological Sciences*, 336(1278), 367–373. doi: 10.1098/rstb.1992.0070
- Ross, M. D., Owren, M. J., & Zimmermann, E. (2010). The evolution of laughter in great apes and humans. *Communicative & integrative biology*, 3(2), 191–194.
- Schwartz, J. W., Sanchez, M. M., & Gouzoules, H. (2022). Vocal expression of emotional arousal across two call types in young rhesus macaques. *Animal Behaviour*, 190, 125–138. doi: <https://doi.org/10.1016/j.anbehav.2022.05.017>
- Scott, S. K., Cai, C. Q., & Billing, A. (2022). Robert provine: the critical human importance of laughter, connections and contagion. *Philosophical Transactions of the Royal Society B*, 377(1863), 20210178.
- Shaw, C., Hepburn, A., & Potter, J. (2013). Having the last laugh: On post-completion laughter particles. *Studies of laughter in interaction*, 91–106.
- Shultz, T. R. (1976). Humour and laughter: Theory, research and applications. In A. J. Chapman & H. C. Foot (Eds.), (chap. A cognitive-developmental analysis of humour.). Oxford, England: John Wiley and Sons.
- Singh, N. C., & Theunissen, F. E. (2003). Modulation spectra of natural sounds and ethological theories of auditory processing. *The Journal of the Acoustical Society of America*, 114(6), 3394–3411. doi: 10.1121/1.1624067
- Smoski, M. (2004). *The development of antiphonal laughter between friends and strangers*. Unpublished doctoral dissertation, Vanderbilt University.
- Smoski, M., & Bachorowski, J.-A. (2003). Antiphonal laughter between friends and strangers. *Cognition & Emotion*, 17(2), 327–340.
- Sroufe, L. A., & Wunsch, J. P. (1972). The development of laughter in the first year of life. *Child Development*, 1326–1344.
- Thoret, E., Caramiaux, B., Depalle, P., & Mcadams, S. (2021, 03). Learning metrics on spectrotemporal modulations reveals the perception of musical instrument timbre. *Nature Human Behaviour*, 5. doi: 10.1038/s41562-020-00987-5
- Tomasello, M. (2009). *Why we cooperate*. MIT press.
- Trouvain, J., & Truong, K. P. (2012). Comparing non-verbal vocalisations in conversational speech corpora. In *Proceedings of the Irec workshop on corpora for research on emotion sentiment and social signals* (pp. 36–39).
- Truong, K. P., & Trouvain, J. (2014). Investigating prosodic relations between initiating and responding laughs. In *Fifteenth annual conference of the international speech communication association*.
- van Rij, J., Wieling, M., Baayen, R. H., & van Rijn, D. H. (2015). itsadug: Interpreting time series and autocorrelated data using gamms..
- Vouloumanos, A., & Bryant, G. A. (2019). Five-month-old infants detect affiliation in colughter. *Scientific reports*, 9(1), 1–8.
- Vygotsky, L. S. (1980). *Mind in society: The development of higher psychological processes*. Harvard university press.
- Wessel-Tolvig, B. N., & Paggio, P. (2017). Can co-speech gesture change the perception of ambiguous motion events? experimental evidence from italian. In *4th european and 7th nordic symposium on multimodal communication* (Vol. 141, pp. 56–65).
- Wieling, M. (2018, 06). Analyzing dynamic phonetic data using generalized additive mixed modeling: A tutorial focusing on articulatory differences between 11 and 12 speakers of english. *Journal of Phonetics*, 70. doi: 10.1016/j.wocn.2018.03.002
- Winkler, S. L., & Bryant, G. A. (2021). Play vocalisations and human laughter: a comparative review. *Bioacoustics*, 1–28.
- Wood, A., Martin, J., & Niedenthal, P. (2017). Towards a social functional account of laughter: Acoustic features convey reward, affiliation, and dominance. *PloS one*, 12(8), e0183811.
- Wood, S. (2006). *Generalized additive models: An introduction with r* (Vol. 66). doi: 10.1201/9781315370279