



**HAL**  
open science

## A new species of *Eburia* (Coleoptera: Cerambycidae: Cerambycinae: Eburini) from the Dominican Republic.

Steven W. Lingafelter, Julien Touroult, Jiří Hodeček

### ► To cite this version:

Steven W. Lingafelter, Julien Touroult, Jiří Hodeček. A new species of *Eburia* (Coleoptera: Cerambycidae: Cerambycinae: Eburini) from the Dominican Republic.. *Faunitaxys*, 2024, 12 (7), pp.1-7. hal-04413666

HAL Id: hal-04413666

<https://hal.science/hal-04413666v1>

Submitted on 23 Jan 2024

**HAL** is a multi-disciplinary open access archive for the deposit and dissemination of scientific research documents, whether they are published or not. The documents may come from teaching and research institutions in France or abroad, or from public or private research centers.

L'archive ouverte pluridisciplinaire **HAL**, est destinée au dépôt et à la diffusion de documents scientifiques de niveau recherche, publiés ou non, émanant des établissements d'enseignement et de recherche français ou étrangers, des laboratoires publics ou privés.



Distributed under a Creative Commons Attribution - NonCommercial - NoDerivatives 4.0 International License

# Faunitaxys

*Revue de Faunistique, Taxonomie et Systématique  
morphologique et moléculaire*



Volume 12  
Numéro 07

Janvier 2024

ISSN (Print) : 2269 - 6016  
ISSN (Online) : 2970 - 4960  
Dépôt légal : Janvier 2024

# Faunitaxys

*Revue de Faunistique, Taxonomie et Systématique  
morphologique et moléculaire*

ZooBank : <https://zoobank.org/79A36B2E-F645-4F9A-AE2B-ED32CE6771CC>

Directeur de la publication, rédacteur, conception graphique et PAO:

*Lionel Delaunay*

Cette revue ne peut pas être vendue

Elle est distribuée par échange aux institutions (version papier)

et sur simple demande aux particuliers (format PDF)

à l'adresse suivante:

AFCFF (Association française de Cartographie de la Faune et de la Flore)

28, rue Voltaire, F- 42100 Saint Etienne

E-mail: [faunitaxys.journal@gmail.com](mailto:faunitaxys.journal@gmail.com)

Elle est disponible librement au téléchargement à partir du site:

<https://faunitaxys.fr/>

La parution de *Faunitaxys* est apériodique

*Faunitaxys* est indexé dans / *Faunitaxys* is indexed in:

- **Zoological Record**

Articles and nomenclatural novelties are referenced by:

- **ZooBank** (<https://zoobank.org>)

Online Archives:

- **HAL** (<https://hal.archives-ouvertes.fr>)

- **Internet Archive** (<https://archive.org>)

Imprimée sur les presses de SPEED COPIE, 6, rue Tréfilerie, F- 42100 Saint-Etienne

**Imprimé le 22 01 2024**

# A new species of *Eburia* (Coleoptera: Cerambycidae: Cerambycinae: Eburini) from the Dominican Republic

STEVEN W. LINGAFELTER (1, \*), JULIEN TOUROULT (2) & JIRI HODECEK (3, 4)

(1) 8920 S. Bryerly Ct., Hereford, Arizona, 85615, U.S.A. - [elaphidion@gmail.com](mailto:elaphidion@gmail.com) - Orcid: <https://orcid.org/0000-0001-6294-4259>

- ZooBank: <https://zoobank.org/8CB85FB5-19CF-4357-81E3-FE9BFC9B04AA>

(2) 26 rue Lenain de Tillemont, F - 93100 Montreuil, France. - [tourolt@wanadoo.fr](mailto:tourolt@wanadoo.fr) - Orcid: <https://orcid.org/0000-0002-4619-5590>

- ZooBank : <https://zoobank.org/DA01F641-8F8A-4465-89B5-EE847535D09C>

(3) Swiss Human Institute of Forensic Taphonomy, University Centre of Legal Medicine, CH-1000, Lausanne, Switzerland.

- [jirka.hodecek@gmail.com](mailto:jirka.hodecek@gmail.com) - Orcid: <https://orcid.org/0000-0002-4744-0412> - ZooBank: <https://zoobank.org/7F7D8BF3-DBB2-44A0-8AF7-BFA61EB7C7F2>

(4) Museum Cantonal des Sciences Naturelles (Département Zoologie), Lausanne, Palais de Rumine, Place de la Riponne 6, CH-1014, Lausanne, Switzerland.

\* Corresponding author

## Keywords:

Coleoptera;  
Cerambycidae;  
*Eburia*;  
*pirkli*;  
longhorned  
woodboring beetle;  
taxonomy;  
new species;  
description;  
morphology;  
Hispaniola.

**Abstract.** – A new species of longhorned beetle, *Eburia pirkli* sp. nov. Lingafelter, Touroult & Hodecek (Coleoptera: Cerambycidae: Cerambycinae: Eburini) is described from the Dominican Republic. Many specimens of this sexually dimorphic species were collected in several locations within Pedernales Province on the Bahoruco Peninsula of Hispaniola. We compare this species with the morphologically similar *Eburia quadrimaculata* (Linnaeus, 1767) and *Eburia thoracica* White, 1853 (both not recorded from Hispaniola) and provide an identification key to all the Hispaniolan *Eburia* species.

Lingafelter S. W., Touroult J. & Hodecek J., 2024. – A new species of *Eburia* (Coleoptera: Cerambycidae: Cerambycinae: Eburini) from the Dominican Republic. *Faunitaxys*, 12(7): 1 – 7.

DOI: [https://doi.org/10.57800/faunitaxys-12\(7\)](https://doi.org/10.57800/faunitaxys-12(7))

ZooBank: <https://zoobank.org/A039002B-684A-4F09-809D-A93B9FFDEE05>

Received: 13/01/2024 – Revised: 19/01/2024 – Accepted: 20/01/2024

## Introduction

The Barahona Peninsula of southwestern Dominican Republic (part of the “south island” of Hispaniola due to its relative recent geologic connection, along with the southern peninsula of Haiti, to the rest of the island) contains flora and fauna that are found nowhere else in Hispaniola (Ortiz *et al.*, 2017). Entomological surveys there, especially in Parque Nacional Jaragua and the Sierra de Bahoruco, have revealed many unique, endemic species and genera (Lingafelter, 2008; Lingafelter, 2013; Lingafelter, 2015; Lingafelter, 2020; Lingafelter & Micheli, 2009; Lingafelter & Nearn, 2007; Perez-Gelabert, 2020; Tavakilian & Chevillotte, 2023).

Entomological expeditions, particularly in the past year, revealed a distinctive new and sexually dimorphic species of *Eburia* (Coleoptera: Cerambycidae: Cerambycinae: Eburini). This species is superficially similar to *Eburia quadrimaculata* (Linnaeus, 1767) and *Eburia thoracica* White, 1853 (Bezark, 2023a), but morphological characters reveal it to be a distinct species. With this description, there are 6 species of *Eburia* known for Hispaniola (Bezark, 2023b; Monné, 2023). For comparison, among the Greater Antilles, Cuba has 14 species (Devesa *et al.*, 2015), Puerto Rico has 3 (Micheli, 2010), Jamaica has 5 (Bezark, 2023b), and 8 are recorded for the Lesser Antilles (Chalumeau & Touroult, 2005).

## Material and Methods

In 2021, the Ministerio de Medio Ambiente y Recursos Naturales of the Dominican Republic issued a collecting permit for a project called “Distribución y Biodiversidad de Grupos de Insectos Seleccionados de la República Dominicana” led by J. Hodecek (permit n. VAPB-08862 later prolonged by VAPB-10887).

The main aims of this project were:

- i) Delimit distribution of chosen groups of insects and their habitat preferences;
- ii) Description of new species;
- iii) New faunal records for the Dominican Republic.

This project involved insects from the order Coleoptera, Lepidoptera, Dermaptera, Zoraptera and Ephemeroptera and some partial results are already published (Satori, 2021; Hava & Hodecek 2023). So far, two expeditions were conducted (2021 & 2023). The collecting methods are described in Hava & Hodecek (2023).

The Jaragua National Park is part of the Jaragua-Bahoruco-Enriquillo Biosphere Reserve, which was established by UNESCO in 2002. The reserve consists of the national parks of Jaragua and Sierra de Bahoruco, Lago Enriquillo and Isla Cabritos. Jaragua National Park consists of terrestrial, coastal, marine and wetland ecosystems, which are unique to the island. Most of the terrestrial part of the national park consists of different types of subtropical dry forest ecosystems, which

## Reviewers :

Antonio Santos-Silva (Museu de Zoologia, Universidade de São Paulo, Brazil) - <https://orcid.org/0000-0001-7128-1418> - <http://zoobank.org/8E7804F2-4315-4D23-9FA5-2E5D13841364>

Norman E. Woodley (Department of Entomology, Smithsonian Institution, USA) - <https://orcid.org/0000-0002-9279-5271> - <https://zoobank.org/2EA42EC4-BF86-4EEB-B97F-63C3C5A15298>



This is an open access article under the terms of the Creative Commons Attribution-NonCommercial-NoDerivs License, which permits use and distribution in any medium, provided the original work is properly cited, the use is non-commercial and no modifications or adaptations are made.

Copyright 2024. The Authors. *Faunitaxys* published by Lionel Delaunay on behalf of the AFCFF (Association française de Cartographie de la Faune et de la Flore).

can be considered as Hispaniola biodiversity hotspots for their physical and biological characteristics and high level of endemism (León *et al.*, 2011). The type locality of *Eburia pirkli* **sp. nov.** is the dry subtropical forest on tertiary formations of calcareous coral rocks at 123 m. asl (17°47'31"N, 71°27'39"W) (Fig. 4).

Morphological study was undertaken with Nikon SMZ18 Stereomicroscope equipped with Plan Apo 0.5× and 1× lenses (SWL). Image enhancements were made via cropping, color correction, sharpening, and lighting tools in Adobe Photoshop Elements Version 19.0. Photographs of the dorsal habitus of the holotype (Fig. 1) were taken by Jiri Pirkli using Canon R7 + lens Canon RF 100 mm Macro. The pictures were edited in Zoner Photo Studio 15.

Type material from this study is deposited in the following institutional and private collections. Their acronyms are used throughout, for brevity:

- **MCSN-VD**: Museum Cantonal des Sciences Naturelles (Département Zoologie), Lausanne, Switzerland (N. Alvarez).
- **MNHNSD**: Museo Nacional de Historia Natural “Prof. Eugeniode Jesús Marcano”, Santo Domingo, Dom. Rep. (G. de los Santos; C. Suriel; F. Paz).
- **SWLC**: Steven W. Lingafelter Private Collection, Hereford, Arizona, USA.
- **USNM**: National Museum of Natural History, Smithsonian Institution, Washington, DC, U.S.A. (C. Micheli).
- **WIBF**: West Indian Beetle Fauna Project, Bozeman, MT, USA. (M. Ivie).
- **JPPC**: Jiri Pirkli Private Collection, Chomutov, Czech Republic.
- **JTPC**: Julien Touroult Private Collection, Soyaux, France.
- **MNHN**: Muséum national d’Histoire naturelle, Paris, France.

## Results

**Eburiini** Blanchard, 1845

*Eburia* Lacordaire, 1830

*Eburia pirkli* **sp. nov.**

(Fig. 1-3)

ZooBank: <https://zoobank.org/9DFB3B6E-6AAE-4CDB-A451-C2A713529CA1>


**Holotype**, ♂, DOMINICAN REPUBLIC: Pedernales Province, Parque Nacional Jaragua, Oviedo, 17.7917°N, 71.4608°W, 14 June 2023, Jiri Pirkli & Jiri Hodecek leg. (MCSN-VD).

**Paratypes** (85 ex.) (all DOMINICAN REPUBLIC)

- Pedernales Province, 13.5 km N. Cabo Rojo, 18°05'N; 71°39'W, 380 m, MV lights, 11 May 2010, Kelvin Guerrero leg. (2 ♂, SWLC; 2 ♂, USNM);
- Pedernales Province, Parque Nacional Jaragua, Oviedo, 17.7917°N, 71.4608°W, 14 June 2023, Jiri Pirkli & Jiri Hodecek leg. (4 ♂, 13 ♀, MCSN-VD; 1 ♂, 4 ♀, MNHNSD; 2 ♂, 5 ♀, JPPC);
- Pedernales Province, Pedernales, Playa Pedernales, 18.027°N, 71.738°W, 5 m, LEPILED light trap, 13 to 18 June 2023, Julien Touroult & Eddy Poirier leg. (5 ♂, 5 ♀, MNHN; 19 ♂, 21 ♀, JTPC);
- Pedernales Province, Pedernales, Tunnel de arbol, 18.032°N, 71.720°W, 10 m, 17 June 2023, Julien Touroult & Eddy Poirier leg. (1 ♂, 1 ♀, JTPC).




**Fig. 1.** *Eburia pirkli* **sp. nov.**, live male, paratype (JTPC), Pedernales beach (Pedernales Province, 18 June 2023).



**Fig. 2.** *Eburia pirkli* sp. nov. (Pedernales Province, near Oviedo, 14 June 2023).

a. ♂, holotype. b. ♀, paratype.



**Fig. 3.** *Eburia pirkli* sp. nov., male and female paratypes showing sexual dimorphism and variation.

a. ♂, paratype. b-c. ♀, paratypes.

**Diagnosis.** – Among known Hispaniola species, *Eburia pirkli* sp. nov. is distinguished by the paired eburneous ridges at the middle of the elytra that are of subequal size or with one just slightly longer or shorter than the other, by the relatively short apical spines on the meso- and metafemora (shorter than the 2<sup>nd</sup> antennomere in most cases), and by the dimorphism with regard to the pronotum (large, broadly rounded at sides with inconspicuous lateral spines in males; much narrower with moderately produced lateral spines in females). This sexual dimorphism of the pronotum is very similar to that of *Eburia didyma* (Olivier, 1800), but that species is easily distinguished by short, round or oval eburneous maculae on the elytra and the pronounced meso- and metafemoral spines.

*Eburia pirkli* sp. nov. is most similar to two species that are not recorded for Hispaniola: *Eburia quadrimaculata*, known from Cuba, Puerto Rico, U. S. Virgin Islands, and with dubious records from the Lesser Antilles, and *Eburia thoracica*, known from Suriname, Curaçao, and U. S. Virgin Islands (Monné, 2023; Bezark, 2023a, b). Males and females of *E. thoracica* have a bold, black, slightly elevated spot on either side of middle of disk of the pronotum. These pronotal calli are similar to the pronotal ground color in most male *E. pirkli* sp. nov. (including the holotype) and black in most female specimens. Males of *E. thoracica* have a longitudinal pubescent fascia on either side of the pronotal disk between black dorsal macula at center of disk and lateral margin. Males of *E. pirkli* sp. nov. have uniform pronotal pubescence and lack a pubescent fascia on either side of the pronotal disk. Males and females of *E. quadrimaculata* have pronounced apicomeral spines on the meso- and metafemora that are longer than the 2<sup>nd</sup> antennomere. These spines are much reduced in *E. pirkli* sp. nov. and are shorter than the 2<sup>nd</sup> antennomere in most specimens. Although males of *E. quadrimaculata* also have similar pubescent fasciae on the pronotum as in *E. thoracica*, there is no pronounced sexual dimorphism in the pronotal proportions in *E. quadrimaculata*: the pronotum is not broadly rounded laterally and has pronounced lateral tubercles in both sexes.

### Description of the holotype male

**Coloration.** – Integument of head, pronotum, elytra, legs, antennae, and venter mostly light reddish-brown except for two paired yellow calli on each elytron with a piceous margin.

**Head.** – With flat interantennal tubercle region; tubercles barely elevated. Punctuation shallow throughout, becoming denser and deeper on occiput posterior to upper eye lobes. Pubescence tawny and sparse except around eye margins where it is very dense. Lower eye lobes very large, occupying most of head from lateral view; upper eye lobes relatively narrow, 6 ommatidia wide over most of their length; upper eye lobes separated by almost 1.5 times the basal width of scape. Antenna without spines; covered dorsally and along outer margin with sparse, short, appressed golden translucent setae; setae denser and longer at apex of mesal margin of the scape and antennomeres 3-4. Antennae extending beyond elytral apices by almost 2 antennomeres. Antennomere 3 longest, about 1.5 times length of scape, antennomeres 4-8 each about 0.75 times as long as scape and subequal to each other in length; antennomeres 9-10 slightly shorter; antennomere 11 about 1.3 times as long as penultimate.

**Thorax.** – Pronotum covered in vestiture of short, appressed, golden-translucent pubescence; inflated, broadly rounded at sides, slightly broader than long (8 mm long, 9.5 mm wide); with two vague calli on disk, just before middle; lateral pronotal tubercles absent. Pronotum covered with dense, small, irregularly-sized, mostly contiguous punctures except on calli and vague longitudinal ridge extending from near anterior margin to posterior margin at middle. Margins of most punctures coated with short, appressed, golden-translucent setae, with occasional seta emerging from puncture. Prosternal process wide between procoxae, about one-half width of procoxa, acutely declivous and rounded apically. Scutellum rounded, covered in dense, short, appressed white setae.

**Elytra.** – With small, shallow punctures at base, becoming more shallow and disappearing toward apex; mostly concealed by vestiture of same short appressed golden-translucent pubescence as on pronotum. Each elytron with two paired raised, elongate, contiguous, bold-yellow eburneous calli on base and middle. Outer basal eburneous callus slightly shorter than inner callus; outer posterior callus slightly longer than inner callus. Middle paired calli about 0.3 times longer than basal paired calli. Eburneous calli glabrous. Elytral apices subtruncate, weakly bispinose with outer spine distinctly longer than sutural spine.

**Legs.** – Femora cylindrical, barely expanded subapically. Metafemora attaining elytral apices. Profemoral apices rounded; mesofemora with with broad, short triangular projection apicolaterally and longer, narrower spine apicomersally; metafemoral apices with slightly longer spines, subequal in length apicomersally and apicolaterally. Mesosternal process broad, almost equal to the width of the mesocoxa.

**Abdomen.** – Abdominal venter mostly impunctate and coated with dense, appressed, mostly white pubescence, somewhat less dense on middle. Apex of last ventrite broadly rounded.

### Dimensions (mm) (Holotype)

- Total length, 17.1;
- Humeral width, 4.1.

**Etymology.** – This species is named after Jiri Pirkli who collected and photographed the holotype and many paratypes.

**Variation.** – Sexual dimorphism is most evident in the pronotal and antennomere proportions and antennal length. Females have the prothorax narrower and not broadly rounded laterally, but expanded abruptly at middle into small lateral tubercles (Fig. 2b, 3b, c). These lateral tubercles are also present in some males (Fig. 3a), but not others (Fig. 2a). Additionally, females have two distinct, circular, shiny black calli on the pronotal disk, one on either side, just before the middle. In males these calli are usually less pronounced and most often reddish-brown, and not contrasting in color from adjacent pronotum, however this is variable (as is evident in Fig. 1). Antennomeres 4-11 are each much shorter in females and the antennae do not attain the elytral apex. There is variation in the degree of black margins around the yellow elytral calli (Fig. 2, 3). In some individuals (Fig. 2a, 3a), barely any black margin exists, while in a few specimens (Fig. 2b), the black margin is nearly as wide as the calli themselves. Males range in size from 14-19 mm long (mean: 17 mm) and 3.7-4.8 mm wide at the humeri; females range in size from 14.5-21.0 mm long (mean: 18 mm) and 3.7-4.9 mm wide at the humeri.

**Remarks.** – This species is known only from the Barahona Peninsula in southwestern Dominican Republic (Pedernales Province) (Fig. 5). Nothing is known of the habits or host plants. All specimens were collected at ultraviolet lights in May and June in dry subtropical forest habitat (Fig. 4).

It is sometimes difficult to associate genders of a strongly sexual dimorphic species if not observed in copula. Although there is no documentation of mating in this species, both sexes of this species were collected at the same locations on the same dates, reinforcing our opinion that they belong to the same species.

### Acknowledgments

We thank Jiri Pirkli for collecting, mounting, and photographing the holotype and many paratype specimens. We thank Dr. Michel Sartori and Prof. Nadir Alvarez for the support of the expedition, Gabriel de los Santos for the help in the Dominican Republic and the Ministerio de Medio Ambiente y Recursos Naturales for issuing the collecting permit and export permit (VAPB-08862; VAPB-10887). We thank Eddy Poirier (France) for collecting many specimens with the second author. We thank Antonio Santos-Silva and Norman Woodley for their reviews.



Fig. 4. The type locality of *Eburia pirkli* sp. nov. – a dry subtropical forest in Jaragua National Park in the Dominican Republic.



Fig. 5. Map of the Dominican Republic showing collecting localities of *Eburia pirkli* sp. nov. (downloaded from <http://www.theworldmap.net/>).



### Key to *Eburia* of Hispaniola

1. Elytra with most eburneous calli elongate, at least 3 times longer than wide ..... 2  
— Elytra without eburneous calli, or, if present, they are rounded or oval and only slightly longer than wide ..... 4
2. Posterior outer longitudinal eburneous elytral callus nearly twice as long as paired inner callus. Mesal spines on meso- and metafemora usually over three times the length of the lateral spines ..... *E. pseudostigma* Lingafelter & Nearn  
— Outer longitudinal eburneous elytral callus subequal to or less than 1.5 times as long as paired inner callus in most specimens. Mesal femoral spines of meso- and metafemora usually less than twice the length of the lateral apical ..... 3
3. Meso- and metafemoral apices strongly bispinose (outer spine as long or longer than second antennomere). Posterior outer eburneous callus of elytra about 1.5 times as long as paired inner callus in most specimens ..... *E. stigma* (Olivier, 1800)  
— Meso- and metafemoral apices weakly bispinose (outer spine shorter than second antennomere). Posterior outer eburneous callus of elytra subequal in length or only slightly longer than paired inner eburneous callus ..... *E. pirkli* sp. nov. Lingafelter, Touroult & Hodecek
4. Elytra lacking any eburneous calli and with large, glabrous setiferous punctures scattered over otherwise pubescent surface ...  
..... *Eburia sericea* Sallé, 1855  
— Elytra usually with small eburneous calli and integument uniformly pubescent; without large, glabrous setiferous punctures ..... 5
5. Elytra with uniform, fine, tawny pubescence over most of surface and usually with small paired eburneous calli basally and a single eburneous spot centrally. Pronotum of both sexes with lateral tubercle; sexual dimorphism not pronounced ..... *E. fisheri* Russo, 1930  
— Elytra with uniform whitish pubescence over most of surface and usually with paired eburneous calli on base and middle. Pronotum of male without lateral spines; pronotum of female with lateral spines; sexual dimorphism pronounced ..... *E. didyma* (Olivier, 1800)

### References

Bezark L. G., 2023a. – A photographic Catalog of the Cerambycidae of the World. New World Cerambycidae Catalog. Available at <http://bezbycids.com/byciddb/wdefault.asp?w=n/> (Last accessed 10 October 2023).

Bezark L. G., 2023b. – Checklist of the Oxypeltidae, Vesperidae, Disteniidae and Cerambycidae (Coleoptera) of the Western Hemisphere. 2023 Edition (updated through 31 December 2022). Available at <http://bezbycids.com/byciddb/wdefault.asp?w=n/> (Last accessed 10 October 2023).

Chalumeau F. & Touroult J., 2005. – Les longicornes des petites Antilles (Coleoptera, Cerambycidae) Taxonomie, Ethologie, Biogéographie. Sofia, Bulgaria: Pensoft Publishers. 241 pp.

Devesa S., Fonseca E. & Barro A., 2015. Longicornios de Cuba (Coleoptera: Cerambycidae). Vol. 1 Parandrinae, Prioninae, Spondylidinae, Cerambycinae. Sevilla, Spain. 353 pp.

Hava J. & Hodecek J., 2023. – A new species of *Cryptorhopalum* (Coleoptera: Dermestidae: Megatominae) from the Dominican Republic. *Faunitaxys*, 11 (48): 1-3.

León Y. M., Rupp E., Arias Y., Perdomo L., Incháustegui S. J. & Garrido E., 2011. – Estrategia de Monitoreo para Especies Amenazadas de la Reserva de Biósfera Enriquillo-Bahoruco-Jaragua. Grupo Jaragua, Santo Domingo, 80 pp.

Lingafelter S. W., 2008. – Seven New Species of Elaphidiini (Coleoptera: Cerambycidae) from the Dominican Republic with Taxonomic Notes, New Country Records, and a Key to *Elaphidion* Audinet-Serville from Hispaniola. *The Coleopterists Bulletin*, 62(3): 353-379.

Lingafelter S. W., 2013. – Hispaniolan Hemilophini (Coleoptera, Cerambycidae, Lamiinae). *ZooKeys*, 258: 53-83.

Lingafelter S. W., 2015. – The Prioninae (Coleoptera: Cerambycidae) of Hispaniola, with diagnoses, descriptions of new species, distribution records, and key for identification. *The Coleopterists Bulletin*, 69(3): 353-388.

Lingafelter S. W., 2020. – New genera, species, and records of Acanthocinini (Coleoptera: Cerambycidae: Lamiinae) from Hispaniola. *Insecta Mundi*, 0754: 1-23.

Lingafelter S. W. & Micheli C. J., 2009. – The genus *Leptostylopsis* of Hispaniola (Coleoptera: Cerambycidae: Acanthocinini). *ZooKeys*, 17: 1-55.

Lingafelter S. W. & Nearn E. H., 2007. – Five new species of longhorned beetles (Coleoptera: Cerambycidae) from the Dominican Republic in genera *Ataxia* Haldeman, *Atimiola* Bates, *Drycothaea* Thomson, *Eburia* Lepeletier & Audinet-Serville, and *Hormathus* Gahan. *The Coleopterists Bulletin*, 61(2): 177-191.

Micheli J., 2010. – Longicornios de Puerto Rico (Coleoptera: Cerambycidae). Pensoft Publishers, Sofia, Bulgaria, 260 pp + 72 plates.

Monné M. A., 2023. – Catalogue of the Cerambycidae (Coleoptera) of the Neotropical Region. Part I. Subfamily Cerambycinae. Available from: <http://www.cerambyxcat.com/> (Accessed on 15 December 2023).

Ortiz A. C., Musarella C. M. & Carmona E. C., 2017. – Biogeographical Areas of Hispaniola (Dominican Republic, Republic of Haiti) in Z. Yousaf (ed.), *Plant Ecology - Traditional Approaches to Recent Trends*, IntechOpen, London. 200 pp.

### Author contributions <sup>1</sup>

*Publisher Correspondence.* – SL

*Writing the article.* – SL, JT, JH

*Description.* – SL, JT, JH

*Article Proofreading.* – SL, JT, JH

*Bibliographic work.* – SL, JT, JH

*Material study.* – SL, JT, JH

*Author of the figures.* – SL, JT (Fig. 1), JH (Fig. 4)

<sup>1</sup> SL = Lingafelter – JT = Touroult – JH = Hodecek

Perez-Gelabert D. E., 2020. – Checklist, Bibliography and Quantitative Data of the Arthropods of Hispaniola. *Zootaxa*, 4749, No. 1: 1 - 668.

Satori M., 2021. – A new species of *Neohagenulus* Traver, 1938 from Hispaniola (Ephemeroptera, Leptophlebiidae, Hagenulinae, Hagenulini). *Zookeys*, 1070: 41 - 50.

Tavakilian G. L. & Chevillotte H., 2023. – Titan: base de données internationales sur les Cerambycidae ou Longicornes. Version 3.0. Available from <http://titan.gbif.fr/>. (Accessed 16 December 2023).

## Résumé

Lingafelter S. W., Touroult J. & Hodecek J., 2024. – Une nouvelle espèce du genre *Eburia* (Coleoptera : Cerambycidae : Cerambycinae : Eburini) de la République Dominicaine. *Faunitaxys*, 12(7): 1 – 7.

Un nouveau longicorne, *Eburia pirkli* **sp. nov.** Lingafelter, Touroult & Hodecek (Coleoptera : Cerambycidae : Cerambycinae : Eburini) est décrit de la République Dominicaine, province de Pedernales, sur la péninsule de Bahoruco, à Hispaniola. Nous comparons cette espèce à *Eburia quadrimaculata* (Linnaeus, 1767) et à *Eburia thoracica* White, 1853, morphologiquement similaires (toutes deux non enregistrées à Hispaniola), et fournissons une clé d'identification pour toutes les espèces du genre *Eburia* d'Hispaniola.

Mots-clés. – Coleoptera, Cerambycidae, *Eburia*, *pirkli*, longicorne, taxonomie, nouvelle espèce, description, morphologie, Hispaniola.

---

## Derniers articles publiés

Hennemann F. H., 2023. – A taxonomic review, including new species and new records of Philippine Obrimini stick insects (Insecta: Phasmatodea: Heteropterygidae: Obrimini). *Faunitaxys*, 11(71): 1 – 135. [https://doi.org/10.57800/faunitaxys-11\(71\)](https://doi.org/10.57800/faunitaxys-11(71))

Lacroix M., Coache A. & Filippi G., 2023. – Deuxième contribution à la connaissance des Sericinae de Sao Tomé et Principe (Coleoptera, Scarabaeoidea). *Faunitaxys*, 11(72) : 1 – 11. [https://doi.org/10.57800/faunitaxys-11\(72\)](https://doi.org/10.57800/faunitaxys-11(72))

Keith D., Pham P.V. & Sabatinelli G., 2023. – *Exolontha permirabilis*, a new species from Vietnam with notes on the genus (Col. Scarabaeidae Melolonthinae Melolonthini). *Faunitaxys*, 11(73): 1 – 5. [https://doi.org/10.57800/faunitaxys-11\(73\)](https://doi.org/10.57800/faunitaxys-11(73))

Vives E., 2023. – Especies nuevas o interesantes de longicornios de Filipinas (Pars 24). (Coleoptera, Cerambycidae). *Faunitaxys*, 11(74): 1 – 5. [https://doi.org/10.57800/faunitaxys-11\(74\)](https://doi.org/10.57800/faunitaxys-11(74))

Laguerre M., 2023. – Generic revision of *Hypercompe* Hübner, [1818] and allied genera with descriptions of new genera and new species (Lepidoptera: Erebiidae: Arctiinae). *Faunitaxys*, 11(75): 1 – 34. [https://doi.org/10.57800/faunitaxys-11\(75\)](https://doi.org/10.57800/faunitaxys-11(75))

Ythier E. & Lourenço W. R., 2023. – A new species of *Hadruioides* Pocock, 1893 from Peru (Scorpiones: Caraboctonidae). *Faunitaxys*, 11(76): 1 – 7. [https://doi.org/10.57800/faunitaxys-11\(76\)](https://doi.org/10.57800/faunitaxys-11(76))

Lourenço W. R. & Velten J., 2023. – New contribution to the knowledge of Burmite chaerilids and description of a new species (Scorpiones: Chaerilidae). *Faunitaxys*, 11(77): 1 – 4. [https://doi.org/10.57800/faunitaxys-11\(77\)](https://doi.org/10.57800/faunitaxys-11(77))

Lourenço W. R. & Velten J., 2023. – A remarkable new species of *Betaburmesebuthus* Lourenço, 2015 from Burmite (Scorpiones: Palaeoburmesebuthidae). *Faunitaxys*, 11(78): 1 – 5. [https://doi.org/10.57800/faunitaxys-11\(78\)](https://doi.org/10.57800/faunitaxys-11(78))

Dalens P.-H. & Robin F., 2023. – Un nouveau *Martinsia* Chemsak & Linsley, 1967 de Guyane (Coleoptera : Cerambycidae, Cerambycinae). *Faunitaxys*, 11(79): 1 – 5. [https://doi.org/10.57800/faunitaxys-11\(79\)](https://doi.org/10.57800/faunitaxys-11(79))

Vitali F., 2023. – Taxonomical notes on the genus *Cerosterna* Dejean, 1835 with the description of a new species from the Australian realm (Coleoptera, Cerambycidae). *Faunitaxys*, 11(80): 1 – 4. [https://doi.org/10.57800/faunitaxys-11\(80\)](https://doi.org/10.57800/faunitaxys-11(80))

Lanuza-Garay A., Rivera M. & Santos Murgas A., 2024. – Description of a new species of *Nyssodrysis* Gilmour, 1962 (Cerambycidae: Lamiinae: Acanthocinini) from Brazil and new record, host plant, and parasitoid of *Heterachthes sablensis* Blatchley, 1920 (Cerambycinae: Tropidini: Compsina) in Panama. *Faunitaxys*, 12(01): 1 – 4. [https://doi.org/10.57800/faunitaxys-12\(01\)](https://doi.org/10.57800/faunitaxys-12(01))

Háva J., 2024. – Second contribution to the knowledge of the genus *Trogoderma* from New Zealand (Coleoptera: Dermestidae: Megatominae). *Faunitaxys*, 12(2) : 1 – 3. [https://doi.org/10.57800/faunitaxys-12\(2\)](https://doi.org/10.57800/faunitaxys-12(2))

Lapèze J. & Lopez-Vaamonde C., 2024. – Description de cinq nouvelles espèces de *Lycoderides* Sakakibara (Hemiptera: Auchenorrhyncha: Membracidae) de Guyane française. *Faunitaxys*, 12(3): 1 – 23. [https://doi.org/10.57800/faunitaxys-12\(3\)](https://doi.org/10.57800/faunitaxys-12(3))

Lourenço W. R., 2024. – A new scorpion species for the genus *Burmesescorpiops* Lourenço, 2016 from Cretaceous Burmese amber (Scorpiones: Palaeoscorpionidae: Archaeoscorpioninae). *Faunitaxys*, 12(4): 1 – 5. [https://doi.org/10.57800/faunitaxys-12\(4\)](https://doi.org/10.57800/faunitaxys-12(4))

Cumming R.T., Le Tirant S. & Chen H., 2024. – An additional Cretaceous *Ferriantenna* Cumming & Le Tirant, 2021 species with wildly exaggerated antennae (Hemiptera, Coreidae). *Faunitaxys*, 12(5): 1 – 6. [https://doi.org/10.57800/faunitaxys-12\(5\)](https://doi.org/10.57800/faunitaxys-12(5))

Bezark L. G. & Santos-Silva A., 2024. – New World Lamiinae (Coleoptera, Cerambycidae): new species, new records, and notes. *Faunitaxys*, 12(4): 1 – 11. [https://doi.org/10.57800/faunitaxys-12\(6\)](https://doi.org/10.57800/faunitaxys-12(6))

# Faunitaxys

Volume 12, Numéro 7, Janvier 2024

## SOMMAIRE


Une nouvelle espèce du genre *Eburia* (Coleoptera : Cerambycidae : Cerambycinae : Eburini) de la République Dominicaine.

*Steven W. Lingafelter, Julien Touroult & Jiri Hodecek* . . . . . 1 – 7

## CONTENTS

A new species of *Eburia* (Coleoptera: Cerambycidae: Cerambycinae: Eburini) from the Dominican Republic.

*Steven W. Lingafelter, Julien Touroult & Jiri Hodecek* . . . . . 1 – 7



### **Illustration de la couverture :**

*Eburia pirkli* **sp. nov.**, live male, paratype (JTPC), Pedernales beach (Pedernales Province), 18 June 2023.

Crédits:

**Julien Touroult** : Fig. 1 & couverture.

**Jiri Pirkli** : Fig. 2 & 3.

**Jiri Hodecek** : Fig. 4.