



HAL
open science

An additional Cretaceous Ferriantenna Cumming & Le Tirant, 2021 species with wildly exaggerated antennae (Hemiptera, Coreidae).

Royce T. Cumming, Stéphane Le Tirant, Huarong Chen

► **To cite this version:**

Royce T. Cumming, Stéphane Le Tirant, Huarong Chen. An additional Cretaceous Ferriantenna Cumming & Le Tirant, 2021 species with wildly exaggerated antennae (Hemiptera, Coreidae).. Faunitaxys, 2024, 12 (5), pp.1-6. <hal-04411084>

HAL Id: hal-04411084

<https://hal.science/hal-04411084v1>

Submitted on 22 Jan 2024

HAL is a multi-disciplinary open access archive for the deposit and dissemination of scientific research documents, whether they are published or not. The documents may come from teaching and research institutions in France or abroad, or from public or private research centers.


L'archive ouverte pluridisciplinaire HAL, est destinée au dépôt et à la diffusion de documents scientifiques de niveau recherche, publiés ou non, émanant des établissements d'enseignement et de recherche français ou étrangers, des laboratoires publics ou privés.



Distributed under a Creative Commons CC BY-NC-ND 4.0 - Attribution - Non-commercial use - No Derivative Works - International License

Faunitaxys

*Revue de Faunistique, Taxonomie et Systématique
morphologique et moléculaire*



Volume 12
Numéro 05

Janvier 2024

ISSN (Print) : 2269 - 6016
ISSN (Online) : 2970 - 4960
Dépôt légal : Janvier 2024

Faunitaxys

*Revue de Faunistique, Taxonomie et Systématique
morphologique et moléculaire*

ZooBank : <https://zoobank.org/79A36B2E-F645-4F9A-AE2B-ED32CE6771CC>

Directeur de la publication, rédacteur, conception graphique et PAO:

Lionel Delaunay

Cette revue ne peut pas être vendue

Elle est distribuée par échange aux institutions (version papier)

et sur simple demande aux particuliers (format PDF)

à l'adresse suivante:

AFCFF (Association française de Cartographie de la Faune et de la Flore)

28, rue Voltaire, F- 42100 Saint Etienne

E-mail: faunitaxys.journal@gmail.com

Elle est disponible librement au téléchargement à partir du site:

<https://faunitaxys.fr/>

La parution de *Faunitaxys* est apériodique

Faunitaxys est indexé dans / *Faunitaxys* is indexed in:

- **Zoological Record**

Articles and nomenclatural novelties are referenced by:

- **ZooBank** (<https://zoobank.org>)

Online Archives:

- **HAL** (<https://hal.archives-ouvertes.fr>)

- **Internet Archive** (<https://archive.org>)

Imprimée sur les presses de SPEED COPIE, 6, rue Tréfilerie, F- 42100 Saint-Etienne

Imprimé le 20 01 2024

An additional Cretaceous *Ferriantenna* Cumming & Le Tirant, 2021 species with wildly exaggerated antennae (Hemiptera, Coreidae)

ROYCE T. CUMMING (1, 2, 3,*), STÉPHANE LE TIRANT (1, 4,*) & HUARONG CHEN (5)

(1) Montréal Insectarium, 4581 rue Sherbrooke, Montréal, H1X 2B2, Québec, Canada.

(2) Richard Gilder Graduate School, American Museum of Natural History, New York, NY 10024, USA.

- E-mail: phylliidae.walkingleaf@gmail.com - Orcid: <https://orcid.org/0000-0001-7930-1292>

- ZooBank: <https://zoobank.org/6CA8501F-10BA-4E07-9BF4-65CFCE4E9E92>

(3) Biology, Graduate Center, City University of New York, NY, USA.

(4) - E-mail: stephane.letirant@montreal.ca - Orcid: <https://orcid.org/0000-0001-7463-5621> - ZooBank: <https://zoobank.org/C552EC17-0AAE-4543-8B98-C9BA83F9827B>

(5) Toronto, M9C 2Y8, Ontario, Canada.

- ZooBank: <https://zoobank.org/1E640DA7-312A-4BB5-8427-E3DE287217F5>

* Corresponding author

Keywords:

Hemiptera;
Coreidae;
Ferriantenna;
paleoentomology;
taxonomy;
description;
new species;
Myanmar;
amber.

Abstract. – An additional species of exaggerated antennae Coreidae is described from Myanmar amber of the Late Cretaceous (Cenomanian stage). *Ferriantenna gracenuoxicheneae* **sp. nov.** can be differentiated from other presently known congeners by the species-specific antennae. In *Ferriantenna gracenuoxicheneae* **sp. nov.** the antennae are notably longer than the body where other known species have antennae which are approximately the same length. Additionally, in *Ferriantenna gracenuoxicheneae* **sp. nov.** antennomeres II and III differ significantly in their morphology but in other known *Ferriantenna* species antennomeres II and III are similar in form and only differ slightly in size. The herein described species, like congeners from the same deposit, is unfortunately also a nymph and is missing the apex of the abdomen. Therefore, this additional species fails to yield additional morphological characters for more confident placement within the coreids.

Cumming R.T., Le Tirant S. & Chen H., 2024. – An additional Cretaceous *Ferriantenna* Cumming & Le Tirant, 2021 species with wildly exaggerated antennae (Hemiptera, Coreidae). *Faunitaxys*, 12(5): 1 – 6.

DOI: [https://doi.org/10.57800/faunitaxys-12\(5\)](https://doi.org/10.57800/faunitaxys-12(5))

ZooBank: <https://zoobank.org/110EE4CC-5FCB-492D-9124-E1D1301234DE>

Received: 19/12/2023 – Accepted: 10/01/2024

Introduction

Coreidae (“coreids”; leaf-footed bugs) have a cosmopolitan distribution and at present approximately 3,100 described extant species are known (Henry, 2017). Many extant coreids are characterized by having expansions or ornamentation on their hind femora/tibiae (Dolling, 2006). These hind leg adaptations have been identified as being used within various intraspecific competition/displays and loss of these limbs (often through predation or poor molting; Maginnis, 2008) has been observed to negatively impact reproductive fitness (Eberhard, 1998; Procter et al., 2012; Emberts et al., 2016).

Unfortunately, as coreids are relatively large insects (as far as fossil preservation is concerned), their fossil record is notably fragmented, often with only nymphs or fragmentary specimens collected. Additionally, Cretaceous coreid fossils are uncommon, with only a few species having been found in amber inclusions and several impression fossils presently known (Du et al., 2021). With the Cretaceous deposits of Burmese amber well-known for their plethora of noteworthy insect inclusions (Grimaldi et al., 2002), it is no surprise that these deposits have continued to yield outstanding coreid species, with never before seen morphology.

Materials and Method

The amber containing the holotype specimen originated from the Hukawng Valley in northern Myanmar, a site of extensive amber excavation which has yielded a great many inclusion fossils (Grimaldi et al., 2002). The age of this deposit is estimated to be $\sim 98.79 \pm 0.62$ million years old, within the Cenomanian stage of the Cretaceous (Shi et al. 2012). The holotype specimen described herein was morphologically reviewed using a 2x-225x trinocular boom stand stereo microscope (#ZM-4TW3-FOR-20MBI3) and photographs were taken with the attached high-speed 20MP camera (#MU2003-BI-CK) (AmScope, Irvine, USA). Illumination was from a 6-Watt LED dual gooseneck illuminator lit by an #85-265VAC/50-60Hz lighting unit (AmScope, Irvine, USA). Measurements were taken using AmLite digital camera software for Mac OS X 10.8 64-bit which was calibrated with a microscope stage calibration slide (#MR095), 0.01mm div. (AmScope, Irvine, USA). Adobe Photoshop Elements 13 (Adobe Inc., San Jose, USA) was used as post-processing software. Illustrations were done by scientific illustrator Liz Sisk (Washington D.C., USA) using either photographs of holotypes or photographs saved from various online sources illustrating non-type specimens. The holotype specimen is deposited within the Montreal Insectarium, Montreal, Quebec, Canada (IMQC).



Systematic paleontology

Class **Insecta** Linnaeus, 1758

Order **Hemiptera** Linnaeus, 1758

Family **Coreidae** Leach, 1815

Subfamily **Coreinae** Leach, 1815

Genus *Ferriantenna* Cumming & Le Tirant, 2021

<http://zoobank.org/40E251C3-987F-4F74-A89B-6545E487EDC8>

Type species. – *Ferriantenna excalibur* Cumming and Le Tirant, 2021.

<http://zoobank.org:act:6D28929A-DF04-4038-BB44-B23DAE46BB82>

Taxonomic remarks. – The herein described species fails to yield additional clues for the taxonomic placement of *Ferriantenna* within the greater Coreidae. Just like other recovered congeneric inclusions, this species is also a nymph and is missing the tip of the abdomen (therefore, diagnostic features such as wing venation, genitalia, and knowing whether or not the adults have/do not have ocelli, are lacking).

Differentiation. – Within Cumming and Le Tirant (2021) the genus *Ferriantenna* was erected for several Cretaceous coreids which differed notably from the only other known Cretaceous coreid with elaborate antennae morphology, *Magnusantenna* Du & Chen, 2021. Several features were noted to allow differentiation between these genera (length ratio of antennomeres, leg length and thickness, head width, and thorax/abdomen general morphology; Cumming & Le Tirant (2021)).

The herein described species is tentatively placed within the genus *Ferriantenna* due to having similar compound eye, head, and thorax morphology to the other *Ferriantenna* species. Interestingly though, this new species also has a few features which are found within *Magnusantenna*. First, long, thin legs are present in both *Magnusantenna* and *Ferriantenna gracenuoxichenae* sp. nov., likely these are required to compensate for their exceptionally long antennae (in both cases longer than their bodies; Fig. 1C and D), versus other *Ferriantenna* species which have shorter antennae (with legs that are not quite as long; Fig. 1A and B). An additional feature which likens our herein described species is the varying morphology between antennomeres II and III (with II relatively simple and III notably different with lobes; Fig. 1C and D). Within the other known *Ferriantenna* however antennomeres II and III have very similar morphology (Fig. 1A and B).

As it appears the coreids of the Cretaceous often had elaborate and quite variable antennae morphology, we feel this feature is more plastic/species specific, whereas similar general body plans may indicate more closely shared ancestry more reliably. Following this line of reasoning the herein described species is placed within *Ferriantenna*, which can be differentiated from *Magnusantenna* by larger compound eyes relative to the head size, a head that is narrower than the thorax, and a thorax with undulating widths. Whereas *Magnusantenna* has smaller compound eyes, a head that is the same width as the thorax, and a thorax with straight lateral margins.




Fig. 1. Artist recreation of the presently known Cretaceous coreids with elaborate antennae. Illustrations by Liz Sisk (USA). Dorsal habitus, bodies are scaled to the same uniform length to highlight the antennae to body ratios. Colorations are artistic recreations based upon extant coreids rather than the actual specimens, whose colors were not preserved in the amber. **A.** *Ferriantenna excalibur*. **B.** *Ferriantenna* sp. "club-like antennae" [undescribed]. **C.** *Ferriantenna gracenuoxichenae* sp. nov. **D.** *Magnusantenna wuae*.




Fig. 2. *Ferriantenna gracenuoxichena* sp. nov. holotype.

A. Dorsolateral habitus. B. Amber specimen #GM12170200548 showing the inclusion on the far right. C. Dorsolateral view of the habitus.

***Ferriantenna gracenuoxichena* sp. nov.**

(Fig. 1C, 2, 3)

ZooBank : <http://zoobank.org/FDE27C53-E8D2-44B4-B985-CEE2589A2AA0>

Holotype. – Amber specimen #SC4626, GM12170200548. Roughly a rounded parallelogram piece of amber, approximately 3.69 cm long, 1.96 cm wide, and 1.42 cm thick, with high clarity and 2 small inclusions (one †Archaeatropidae (Psocodea) and a Nematoceran (Diptera)) in addition to the herein discussed species. The herein discussed species is not obscured and close to the surface (Fig. 1B). Specimen partially complete yet well-preserved, likely fourth instar. Missing the terminal two or three segments of the abdomen, the hind legs are incomplete, and the terminal antennomeres are missing. Deposited in the Montreal Insectarium (IMQC). Unknown sex.

Type locality and horizon. – Kachin State, Myanmar; Upper Cretaceous ~98.79 ± 0.62 million years old (Shi et al. 2012). At present this genus and species is only known from this stratum.

Differentiation. – At present two congeners are known (one described (Fig. 1A) and the other unnamed (Fig. 1B)); both from the same type locality and deposit (Cumming and Le Tirant, 2021) and these can be differentiated by antennae morphology. Within congeners,

antennomeres II and III have a similar morphology, while in *Ferriantenna gracenuoxichena* sp. nov. antennomeres II is relatively simple and antennomeres III has expansions on the dorsal and ventral surfaces (Fig. 3F).

Description. – Mostly complete nymph that appears to be fourth instar (based upon the characters of Schuh and Slater (1995): posterior margins of the hind wing buds not reaching the anterior margin of the first abdominal tergite; ocelli absent; and tarsi two-segmented). Sex unknown due to the instar stage and missing terminalia of the abdomen. The holotype specimen is relatively complete except for the terminal two or three abdominal segments, the hind femora are missing the distal ends and the remainder of the hind legs are missing, and the terminal antennomeres are missing (Fig. 2A). Overall length (including antennae which are missing the terminal antennomere) 10.91 mm (measured to the end of the incomplete abdomen, therefore the actual length of the insect is slightly longer).

Head. – Antennal socket slightly protruding from the front of the head (Fig. 3A), approximately 0.18 long by 0.19 mm wide, with a greatest width slightly wider than the first antennomere. Head roughly rectangular, 0.75 mm long by 0.49 mm wide (without including compound eyes), including compound eyes head is 0.89 mm wide. The head vertex is relatively smooth, no notable textures or structures

(Fig. 3A). Clypeus protruding into a stout point. The labrum is long and thin and ends in a fine point. Labium tetramerous, when fully extended the labium reaches almost to the apex of the second antennomere (Fig. 3A). Labiomeres of various lengths; labiomere I is 0.44 mm long, labiomere II is 1.01 mm long, labiomere III is 1.04 mm long, labiomere IV is 0.50 mm long (Fig. 3A). Apex of labiomere IV tapering to a fine point which hooks slightly ventrally (Fig. 3A). Compound eyes prominent and distinctly protrude from the head capsule, are located in the center and take up ca. one third of the lateral head margins (Fig. 3A).

Antennae. – Antennae likely tetramerous (in the holotype only the proximal three antennomeres are preserved but at least a fourth was present at one point judging by the socket at the apex of antennomere III; Fig. 3C). Based on congeners, there likely was only a fourth segment at the antenna apex, no additional segments, but the morphology is unknown based on the holotype. Overall antennae lengths 6.30 mm (right) and 6.27 mm (left) [both are missing their terminal antennomeres, therefore the actual length would be even longer], notably longer than the damaged holotype body length (4.61 mm). First antennomere tubular and simple, lacking significant features, 0.52 mm long and 0.19 mm wide. Antennomeres II and III laterally flattened. Antennomere II expansions only slightly protruding on both the dorsal and ventral surfaces (ventral slightly more prominently than the dorsal). These expansions are barely present on the proximal end and expand just slightly throughout the length to the distal end of the antennomere. These expansions are very slight, making this antennomere appear long and slender (Fig. 3F). Margins slightly granular, with no detectable setae. Antennomere surfaces are smooth and possibly slightly tomentose (but this shine could be from the preservation). Second antennomere length 2.90 mm and maximum width 0.19 mm. Antennomere III notably different in shape from antennomere II. The ventral expansion of antennomere III has a maximum width of 0.29 mm and is broader than the dorsal expansion which has a maximum width of 0.17 mm. The ventral expansion steadily expands from the proximal margin for ca. the first third, contracts slightly, then runs parallel with the antennomere shaft for the central third of the expansion, then the distal third reduces until the distal end of the antennomere (Fig. 3C). The dorsal expansion of antennomere III slightly increases in width until near the middle of the antennomere, then decreases in width only slightly throughout the remainder of the length until the expansion terminates on the distal margin (Fig. 3C). Margins finely granular, and no observable setae. Surfaces of antennomere III relatively smooth. Antennomere III 2.88 mm long and has a maximum width of 0.45 mm. Fourth antennomere missing in the holotype.

Thorax. – Thorax centrally deteriorated, but the margins are moderately intact. Thorax surfaces and margins are smooth and lack fine projections/notable textures. Pronotum roughly hexagonal with the posterior slightly wider than the other margins. The lateral margins expand to approximately the mid-length then contract to the posterior. Overall pronotum length 0.76 mm, anterior width 0.50 mm, posterior width 0.57 mm, maximum width 0.80 mm. Mesonotum and metanotum a similar shape as the pronotum. Mesonotum length 0.69 mm and greatest width 0.92 mm. Metanotum length 0.58 mm and greatest width 0.98 mm.

Legs. – All legs of a similar morphology, only slight differences in length and thickness differentiate them (Fig. 3B). The profemora and mesofemora are of uniform widths (ca. 0.23 mm; Fig. 3B) and the metafemora are slightly thicker (maximum width 0.26 mm). All femora simple, tubular, no ornamentation. Protibiae and mesotibiae of uniform widths and are longer than the femoral shafts. Protibiae and mesotibiae simple, tubular, with no ornamentation. Femora tubular, with surfaces that are smooth. Tibiae are approximately half as wide as the femoral widths. Tibiae on the proximal end start out smooth but about halfway through the length short, sparse setae start and become denser throughout the remainder of the tibiae length until there is dense but short setae on the distal ends of the ventral tibiae surface. The dense but short setae continue on under the tarsomeres (Fig. 3D). Tarsi each with two tarsomeres, and the apex of each two distinct tarsal claws, each with a prominent pulvillus. Leg segment lengths: profemora 2.46 mm, mesofemora 2.27 mm, metafemora 1.95 mm (distal ends broken, metafemora incomplete), protibiae 2.29 mm, mesotibiae 2.37 mm, metatibiae missing from the holotype.

Abdomen. – Abdomen notably damaged in the holotype. Most of the abdomen has significant deterioration and is curved towards the amber surface where the terminal two or three abdominal segments are missing (Fig. 2A). Greatest width approximately 0.96 mm. Abdomen without detectable external structures, margins appear to be ca. parallel sided with smooth transitions from one segment to the next.

Etymology. – Patronym, named after the third author's daughter, Grace Nuoxi Chen, as a special Christmas gift of 2023 for her.

Conclusion

This additional species of exaggerated antennae coreid adds to our understanding of antennae diversity from the Cretaceous. As with other Coreidae from the Cretaceous, the morphology of the legs are simple while the antennae are complex, which is in opposition to modern coreids which often have complex leg morphology and simple antennae. This additional species of coreid with elaborate antennae not seen in extant species adds credibility to the double-edged sword hypothesis of coreid evolution presented within Du et al. (2021) and expanded upon in Cumming and Le Tirant (2021). Hopefully additional fossils and species of Cretaceous coreids will be uncovered in the future and help to shed light on the reason for and subsequent loss of these elaborate antennae.

Acknowledgements

Thank you to our scientific illustrator Liz Sisk (USA) who did a beautiful job of illustrating these interesting insect inclusions so that their living glory may be appreciated. We thank Michel Saint-Germain, head of collections and research and Maxim Larrivé, director of the Montreal Insectarium for their support of our research. Thank you to our peer reviewers for their extremely helpful feedback and suggestions.

References

- Cumming R.T. & Le Tirant S., 2021. – Drawing the Excalibur bug from the stone: adding credibility to the double-edged sword hypothesis of coreid evolution (Hemiptera, Coreidae). *ZooKeys*, 1043: 117–131. <https://doi.org/10.3897/zookeys.1043.67730>
- Dolling W.R., 2006. – Coreidae Leach, 1815. In: Aukema B, Rieger C (Eds) Catalogue of the Heteroptera of the Palearctic region (Vol. 5), Pentatomorpha II. *The Netherlands Entomological Society*, Amsterdam, 43–101. <https://www.researchgate.net/publication/254899169>
- Du B.-J., Chen R, Tao W.-T., Shi H.-L., Bu W.-J., Liu Y., Ma S., Ni M.-Y., Kong F.-L., Xiao J.-H. & Huang D.-W., 2021. – A Cretaceous bug with exaggerated antennae might be a double-edged sword in evolution. *iScience*, 24: e101932. <https://doi.org/10.1016/j.isci.2020.101932>
- Eberhard W.G., 1998. – Sexual Behavior of *Acanthocephala declivis guatemalana* (Hemiptera: Coreidae) and the Allometric Scaling of their Modified Hind Legs. *Annals of the Entomological Society of America*, 91(6): 863–871. <https://doi.org/10.1093/aesa/91.6.863>
- Emberts Z., St. Mary C.M. & Miller C.W., 2016. – Coreidae (Insecta: Hemiptera) Limb Loss and Autotomy. *Annals of the Entomological Society of America*, 109(5): 678–683. <https://doi.org/10.1093/aesa/saw037>
- Grimaldi D.A., Engel M.S. & Nascimbene P.C., 2002. – Fossiliferous Cretaceous Amber from Myanmar (Burma): Its Rediscovery, Biotic Diversity, and Paleontological Significance. *American Museum Novitates*, 3361: 1–72. [https://doi.org/10.1206/0003-0082\(2002\)361%3C0001:FCAFMFB%3E2.0.CO;2](https://doi.org/10.1206/0003-0082(2002)361%3C0001:FCAFMFB%3E2.0.CO;2)



Fig. 3. *Ferriantenna gracenuoxichena* sp. nov. holotype.

A. Head, proximal two antennomeres and extended labium between the antennae. B. Legs, dorsolateral. C. Details of antennomere III. D. Tarsi and distal ends of the tibiae. E. Base of head and thorax, dorsal. F. Antennae in full view.

Henry T.J., 2017. – Biodiversity of Heteroptera. In: Foottit RG, Adler PH (Eds) *Insect Biodiversity: Science and Society* (Vol. I, 2nd Edn.). John Wiley & Sons Ltd., 279-335. <https://doi.org/10.1002/9781118945568.ch10>

Maginnis T.L., 2008. – Autotomy in a Stick Insect (Insecta: Phasmida): Predation Versus Molting. *Florida Entomologist*, 91(1):126-127. [https://doi.org/10.1653/0015-4040\(2008\)091\[0126:AIASII\]2.0.CO;2](https://doi.org/10.1653/0015-4040(2008)091[0126:AIASII]2.0.CO;2)

Procter D.S., Moore A.J. & Miller C.W., 2012. – The form of sexual selection arising from male-male competition depends on the presence of females in the social environment. *Journal of Evolutionary Biology*, 25: 803–812. <https://doi.org/10.1111/j.1420-9101.2012.02485.x>

Shi G., Grimaldi D.A., Harlow G.E., Wang J., Wang J., Yang M., Lei W., Li Q. & Li X., 2012. – Age constraint on Burmese amber based on U-Pb dating of zircons. *Cretaceous Research*, 37: 155–163. <https://doi.org/10.1016/j.cretres.2012.03.014>

Schuh R.T. & Slater J.A., 1995. – True Bugs of the World (Hemiptera: Heteroptera): Classification and Natural History. Cornell University Press, Ithaca, New York, 337 pp.

Authors contribution ¹

Publisher Correspondence. – RC & LT

Writing the article. – RC

Description. – RC

Article proofreading. – RC, LT & HC

Bibliographic work. – LT

Material study. – RC & HC

Author of the figures. – RC

¹ RC = Royce T. Cumming – LT = Stéphane Le Tirant – HC = Huarong Chen

Résumé

Cumming R.T., Le Tirant S. & Chen H., 2024. – Une espèce additionnelle du genre *Ferriantenna* Cumming & Le Tirant, 2021 du crétacé est décrite avec des antennes surdimensionnées (Hemiptera, Coreidae). *Faunitaxys*, 12(5): 1–6.

Une nouvelle espèce de Coreidae à antennes démesurées est décrite de l'ambre du Myanmar du Crétacé supérieur (stade Cénomaniens). *Ferriantenna gracenuoxichenae* sp. nov. peut être différenciée de ses congénères actuellement connues par des antennes nettement plus longues que le corps (à peu près de la même longueur chez les autres espèces) et par la morphologie des antennomères II et III significativement différente (de forme et de taille similaires chez les autres espèces). L'espèce décrite ici, comme les congénères du même gisement, est malheureusement une nymphe sans abdomen. Par conséquent, elle ne permet pas de produire des caractères morphologiques supplémentaires permettant un placement plus sûr au sein des coréides.

Mots-clés. – Hemiptera, Coreidae, *Ferriantenna*, paléontologie, taxonomie, description, nouvelle espèce, Myanmar, ambre.

Derniers articles publiés

Badry A., Saleh M., Sarhan M. M. H., Younes M., Lourenço W. R. & Ythier E., 2023. – A new species of *Leiurus* Ehrenberg (Scorpiones: Buthidae) from Sinai, Egypt and comments on its relationships with *L. quinquestratus* and *L. hebraeus* using morphological and molecular evidence. *Faunitaxys*, 11(54): 1–10. [https://doi.org/10.57800/faunitaxys-11\(54\)](https://doi.org/10.57800/faunitaxys-11(54))

Zhao M.-Z. & Pham P.V., 2023. – Two new species of the genus *Anomala* Samouelle from Vietnam and Laos, with a checklist of Vietnamese *Anomala* (Coleoptera: Scarabaeidae: Rutelinae). *Faunitaxys*, 11(55): 1–9. [https://doi.org/10.57800/faunitaxys-11\(55\)](https://doi.org/10.57800/faunitaxys-11(55))

Santos-Silva A. & Botero J. P., 2023. – Taxonomic and geographical notes on *Leptostylus* LeConte, 1852 (Coleoptera, Cerambycidae, Lamiinae, Acanthocinini) with the descriptions of two new species. *Faunitaxys*, 11(56): 1–9. [https://doi.org/10.57800/faunitaxys-11\(56\)](https://doi.org/10.57800/faunitaxys-11(56))

Lourenço W. R. & Velten J., 2023. – A second species of *Archaeoscorpions* Lourenço, 2015 from Cretaceous Burmese amber (Scorpiones: Palaeoscorpionidae). *Faunitaxys*, 11(57): 1–4. [https://doi.org/10.57800/faunitaxys-11\(57\)](https://doi.org/10.57800/faunitaxys-11(57))

Rubio G.D., Stolar C.E., Baigorria J.E.M. & Baptista R.L.C., 2023. – Description of two new species of jumping spider *Colonus* F. O. Pickard-Cambridge, 1901 (Araneae: Salticidae) from Brazil and Argentina. *Faunitaxys*, 11(58): 1–10. [https://doi.org/10.57800/faunitaxys-11\(58\)](https://doi.org/10.57800/faunitaxys-11(58))

Santos-Silva A. & Monné M. A., 2023. – A new species and new Brazilian state record in *Lepturges* (*Lepturges*) Bates (Coleoptera, Cerambycidae, Lamiinae). *Faunitaxys*, 11(59): 1–4. [https://doi.org/10.57800/faunitaxys-11\(59\)](https://doi.org/10.57800/faunitaxys-11(59))

Háva J. & Coache A., 2023. – A contribution to knowledge of Mycetophagidae (Coleoptera) from Benin. *Faunitaxys*, 11(60): 1–4. [https://doi.org/10.57800/faunitaxys-11\(60\)](https://doi.org/10.57800/faunitaxys-11(60))

Ythier E. & Giupponi A. P. L., 2023. – A new whip spider species of the genus *Charinus* Simon, 1892 (Amblypygi: Charinidae) from French Guiana. *Faunitaxys*, 11(61): 1–5. [https://doi.org/10.57800/faunitaxys-11\(61\)](https://doi.org/10.57800/faunitaxys-11(61))

Bate R., Sudre J. & Bate M. D., 2023. – Description of two new species, with synonymies and new distribution records, for some species of African *Prosopocera* Blanchard and *Eumidia* Erichson (Coleoptera, Cerambycidae, Lamiinae). *Faunitaxys*, 11(62): 1–19. [https://doi.org/10.57800/faunitaxys-11\(62\)](https://doi.org/10.57800/faunitaxys-11(62))

Coache A. & Orbach E., 2023. – Contribution à la connaissance des brentides de l'archipel de Sao Tomé et Principe (Coleoptera, Curculionioidea, Brentidae: Cyphagoginae & Trachelizinae). *Faunitaxys*, 11(63): 1–14. [https://doi.org/10.57800/faunitaxys-11\(63\)](https://doi.org/10.57800/faunitaxys-11(63))

Qiu J. Y., 2023. – Flower beetles of the Asian genus *Dicronocephalus* Hope (Coleoptera: Scarabaeidae: Cetoniinae): The description of a new species from China and intraspecific variations of *D. adamsi*. *Faunitaxys*, 11(64): 1–11. [https://doi.org/10.57800/faunitaxys-11\(64\)](https://doi.org/10.57800/faunitaxys-11(64))

Ballerio A. & Coache A., 2023. – A new flightless species of *Melanophilharmostes* from São Tomé (Coleoptera Scarabaeoidea Hybosoridae Ceratocanthinae). *Faunitaxys*, 11(65): 1–6. [https://doi.org/10.57800/faunitaxys-11\(65\)](https://doi.org/10.57800/faunitaxys-11(65))

- Minkina L., Jákl S. & Bezděk A., 2023. – A new *Rhyparus* Westwood, 1845 (Coleoptera: Scarabaeidae: Aphodiinae) species with modified pygidium and last abdominal ventrite in females. *Faunitaxys*, 11(66): 1 – 5. [https://doi.org/10.57800/faunitaxys-11\(66\)](https://doi.org/10.57800/faunitaxys-11(66))
- Lanuza-Garay A. & Rivera M., 2023. – Description of a new species of *Sternacutus*, notes on *Pseudosparna iolandae* and *Trichotithonus curvatus*, new records and host plants in Acanthocinini (Coleoptera, Cerambycidae, Lamiinae) from Panama. *Faunitaxys*, 11(67): 1 – 6. [https://doi.org/10.57800/faunitaxys-11\(67\)](https://doi.org/10.57800/faunitaxys-11(67))
- Chen Z.-T., 2023. – *Borisnia* gen. nov., a new genus of Capniidae (Insecta: Plecoptera) from China. *Faunitaxys*, 11(68): 1 – 5. [https://doi.org/10.57800/faunitaxys-11\(68\)](https://doi.org/10.57800/faunitaxys-11(68))
- Ythier E., 2023. – A new species of *Buthus* Leach, 1815 from the Atlantic coast of Morocco (Scorpiones: Buthidae). *Faunitaxys*, 11(69): 1 – 7. [https://doi.org/10.57800/faunitaxys-11\(69\)](https://doi.org/10.57800/faunitaxys-11(69))
- Roux P. & Écharoux D., 2023. – Nouveaux *Pheropsophus* Solier 1833 d'Asie (Coleoptera, Caraboidea, Brachinini). *Faunitaxys*, 11(70): 1 – 7. [https://doi.org/10.57800/faunitaxys-11\(70\)](https://doi.org/10.57800/faunitaxys-11(70))
- Hennemann F. H., 2023. – A taxonomic review, including new species and new records of Philippine Obrimini stick insects (Insecta: Phasmatodea: Heteropterygidae: Obriminae). *Faunitaxys*, 11(71): 1 – 135. [https://doi.org/10.57800/faunitaxys-11\(71\)](https://doi.org/10.57800/faunitaxys-11(71))
- Lacroix M., Coache A. & Filippi G., 2023. – Deuxième contribution à la connaissance des Sericinae de Sao Tomé et Principe (Coleoptera, Scarabaeoidea). *Faunitaxys*, 11(72): 1 – 11. [https://doi.org/10.57800/faunitaxys-11\(72\)](https://doi.org/10.57800/faunitaxys-11(72))
- Keith D., Pham P.V. & Sabatinelli G., 2023. – *Exolontha permirabilis*, a new species from Vietnam with notes on the genus (Col. Scarabaeidae Melolonthinae Melolonthini). *Faunitaxys*, 11(73): 1 – 5. [https://doi.org/10.57800/faunitaxys-11\(73\)](https://doi.org/10.57800/faunitaxys-11(73))
- Vives E., 2023. – Especies nuevas o interesantes de longicornios de Filipinas (Pars 24). (Coleoptera, Cerambycidae). *Faunitaxys*, 11(74): 1 – 5. [https://doi.org/10.57800/faunitaxys-11\(74\)](https://doi.org/10.57800/faunitaxys-11(74))
- Laguette M., 2023. – Generic revision of *Hypercompe* Hübner, [1818] and allied genera with descriptions of new genera and new species (Lepidoptera: Erebidae: Arctiinae). *Faunitaxys*, 11(75): 1 – 34. [https://doi.org/10.57800/faunitaxys-11\(75\)](https://doi.org/10.57800/faunitaxys-11(75))
- Ythier E. & Lourenço W. R., 2023. – A new species of *Hadruroides* Pocock, 1893 from Peru (Scorpiones: Caraboctonidae). *Faunitaxys*, 11(76): 1 – 7. [https://doi.org/10.57800/faunitaxys-11\(76\)](https://doi.org/10.57800/faunitaxys-11(76))
- Lourenço W. R. & Velten J., 2023. – New contribution to the knowledge of Burmite chaerilids and description of a new species (Scorpiones: Chaerilidae). *Faunitaxys*, 11(77): 1 – 4. [https://doi.org/10.57800/faunitaxys-11\(77\)](https://doi.org/10.57800/faunitaxys-11(77))
- Lourenço W. R. & Velten J., 2023. – A remarkable new species of *Betaburmesebuthus* Lourenço, 2015 from Burmite (Scorpiones: Palaeoburmesebuthidae). *Faunitaxys*, 11(78): 1 – 5. [https://doi.org/10.57800/faunitaxys-11\(78\)](https://doi.org/10.57800/faunitaxys-11(78))
- Dalens P.-H. & Robin F., 2023. – Un nouveau *Martinsia* Chemsak & Linsley, 1967 de Guyane (Coleoptera : Cerambycidae, Cerambycinae). *Faunitaxys*, 11(79): 1 – 5. [https://doi.org/10.57800/faunitaxys-11\(79\)](https://doi.org/10.57800/faunitaxys-11(79))
- Vitali F., 2023. – Taxonomical notes on the genus *Cerosterna* Dejean, 1835 with the description of a new species from the Australian realm (Coleoptera, Cerambycidae). *Faunitaxys*, 11(80): 1 – 4. [https://doi.org/10.57800/faunitaxys-11\(80\)](https://doi.org/10.57800/faunitaxys-11(80))
- Lanuza-Garay A., Rivera M. & Santos Murgas A., 2024. – Description of a new species of *Nyssodrysilla* Gilmour, 1962 (Cerambycidae: Lamiinae: Acanthocinini) from Brazil and new record, host plant, and parasitoid of *Heterachthes sablensis* Blatchley, 1920 (Cerambycinae: Tropicini: Compsina) in Panama. *Faunitaxys*, 12(01): 1 – 4. [https://doi.org/10.57800/faunitaxys-12\(01\)](https://doi.org/10.57800/faunitaxys-12(01))
- Háva J., 2024. – Second contribution to the knowledge of the genus *Trogoderma* from New Zealand (Coleoptera: Dermestidae: Megatominae). *Faunitaxys*, 12(2) : 1 – 3. [https://doi.org/10.57800/faunitaxys-12\(2\)](https://doi.org/10.57800/faunitaxys-12(2))
- Lapèze J. & Lopez-Vaamonde C., 2024. – Description de cinq nouvelles espèces de *Lycoderides* Sakakibara (Hemiptera: Auchenorrhyncha: Membracidae) de Guyane française. *Faunitaxys*, 12(3): 1 – 23. [https://doi.org/10.57800/faunitaxys-12\(3\)](https://doi.org/10.57800/faunitaxys-12(3))
- Lourenço W. R., 2024. – A new scorpion species for the genus *Burmesescorpiops* Lourenço, 2016 from Cretaceous Burmese amber (Scorpiones: Palaeoscorpionidae: Archaeoscorpioninae). *Faunitaxys*, 12(4): 1 – 5. [https://doi.org/10.57800/faunitaxys-12\(4\)](https://doi.org/10.57800/faunitaxys-12(4))

Faunitaxys est échangée avec les revues suivantes (« print versions ») :

- Annali del Museo Civico di Storia Naturale G. Doria (Italie)
- Boletín de la Asociación española de Entomología (Espagne)
- Boletín de la Sociedad Andaluza de Entomología (Espagne)
- Bollettino del Museo di Storia Naturale di Venezia (Italie)
- Bulletin de la Société linnéenne de Lyon (France)
- Bulletin of Insectology (Italie)
- Heteropterus Rev. Entomol. (Espagne)
- Israel Journal of Entomology (Israël)
- Klapalekiana (République Tchèque)
- Koleopterologische Rundschau (Allemagne)
- Memorie del Museo Civico di Storia Naturale di Verona (Italie)
- Nova Supplementa Entomologica (Allemagne)
- Proceedings of the Entomological Society of Washington (USA)
- Revue suisse de Zoologie (Suisse)
- Spixiana (Allemagne)
- Stuttgarter Beiträge zur Naturkunde A, Biologie (Allemagne)
- Zoosystematica Rossica (Russie)

Faunitaxys

Volume 12, Numéro 5, Janvier 2024

SOMMAIRE

Une espèce additionnelle du genre *Ferriantenna* Cumming & Le Tirant, 2021 du crétacé est décrite avec des antennes surdimensionnées (Hemiptera, Coreidae).

Royce T. Cumming, Stéphane Le Tirant & Huarong Chen 1 – 6

CONTENTS

An additional Cretaceous *Ferriantenna* Cumming & Le Tirant, 2021 species with wildly exaggerated antennae (Hemiptera, Coreidae).

Royce T. Cumming, Stéphane Le Tirant & Huarong Chen 1 – 6




Illustration de la couverture :

Ferriantenna gracenuoxichena **sp. nov.** holotype.

Crédits:

@ **Liz Sisk** (USA) : Fig. 1.

@ **Royce T. Cumming** (USA) : Fig. 2 & 3.