



**HAL**  
open science

# Reproducibility via neural fields of visual illusions induced by localized stimuli

Cyprien Tamekue, Dario Prandi, Yacine Chitour

► **To cite this version:**

Cyprien Tamekue, Dario Prandi, Yacine Chitour. Reproducibility via neural fields of visual illusions induced by localized stimuli. 2024. hal-04401903

**HAL Id: hal-04401903**

**<https://hal.science/hal-04401903>**

Preprint submitted on 18 Jan 2024

**HAL** is a multi-disciplinary open access archive for the deposit and dissemination of scientific research documents, whether they are published or not. The documents may come from teaching and research institutions in France or abroad, or from public or private research centers.

L'archive ouverte pluridisciplinaire **HAL**, est destinée au dépôt et à la diffusion de documents scientifiques de niveau recherche, publiés ou non, émanant des établissements d'enseignement et de recherche français ou étrangers, des laboratoires publics ou privés.

# REPRODUCIBILITY VIA NEURAL FIELDS OF VISUAL ILLUSIONS INDUCED BY LOCALIZED STIMULI

CYPRIEN TAMEKUE, DARIO PRANDI, AND YACINE CHITOUR

**ABSTRACT.** This paper investigates the replication of experiments by Billock and Tsou [PNAS, 2007] using the controllability of neural fields of Amari-type modelling the cortical activity in the primary visual cortex (V1), focusing on a regular funnel pattern localised in the fovea or the peripheral visual field. The aim is to understand and model the visual phenomena observed in these experiments, emphasising their nonlinear nature. The study involves designing sensory inputs simulating the visual stimuli from Billock and Tsou’s experiments. The after-images induced by these inputs are then theoretically and numerically studied to determine their capacity to replicate the experimentally observed visual effects. A key aspect of this research is investigating the effects induced by the nonlinear nature of neural responses. In particular, by highlighting the importance of both excitatory and inhibitory neurons in the emergence of certain visual phenomena, this study suggests that an interplay of both types of neuronal activities plays an essential role in visual processes, challenging the assumption that the latter is mainly driven by excitatory activities alone.

**Keywords.** Neural field model, Visual illusions and perception, Spatially forced pattern forming system.

**MSCcodes.** 92C20, 35B36, 45A05, 45G15, 45K05, 65R20.

## CONTENTS

1. Introduction	2
1.1. Billock and Tsou’s psychophysical experiments	3
1.2. Strategy of study and presentation of our results	4
1.3. General notations	6
2. Assumption on parameters and mathematical modelling of visual stimuli	6
2.1. Assumption on parameters in the Amari-type equation	7
2.2. Mathematical modelling of visual stimuli	9
3. Preliminary results on the Amari-type equation	11
4. On Billock and Tsou’s experiments replication	15
4.1. Unreproducibility of Billock and Tsou experiments: linear response function	16
4.2. Unreproducibility of Billock and Tsou’s experiments with certain nonlinear response functions	18
5. Numerical analysis and experiments	19
5.1. Analysis of the numerical scheme	19
5.2. Simulations for Billock and Tsou experiments	21
6. Concluding remarks and discussion	21

---

This work has been supported by the ANR-20-CE48-0003 and by the ANR-11-IDEX-0003, Objet interdisciplinaire H-Code. The first author was supported by a grant from the bourse “Jean-Pierre Aguilar”. These supports are gratefully acknowledged.

Corresponding author: Cyprien Tamekue.

Appendix A. Complementary results	24
A.1. Explicit computations of the kernel $K$ of Section 4.1	24
A.2. Proof of Theorem 5.1	26
References	29

## 1. INTRODUCTION

Exploring a mathematically sound approach to understanding visual illusions in human perception using neural dynamics can give us valuable insights into perceptual processes and visual organization [3, 4], and can reveal much about how precisely the brain works. Neural dynamics refers to the patterns of activity and interactions among neurons that give rise to our ability to see and understand the world. Our visual system processes information in different stages, with specialized neurons at each stage extracting specific details from what we see. The visual system shows dynamic and widespread activity patterns, from detecting basic features like edges and orientations to putting everything together and making sense of it. The brain area which detects basic features such as spatial position, edges, local orientations and direction in visual stimuli from the retina is the primary visual cortex (V1 for short), [18, 19].

Simple geometric visual hallucinations akin to that classified by Klüver [20] have been theoretically recovered in the last decades via the neural dynamic equation used to model the cortical activity in V1 combined with the bijective nonlinear retino-cortical mapping [26, 32] between the visual field and V1, see for instance, [7, 8, 12, 14, 31]. These geometric forms, known as form constants, are obtained near a Turing-like instability using linear stability analysis, (equivariant) bifurcation theory and pattern selection when the cortical activity is due solely to the random firing of V1 neurons, that is, in the absence of sensory inputs from the retina. However, to function correctly, the primary visual cortex must be primarily driven by sensory information from the retina [18, 19], not only by the internal noisy fluctuation of its cells. But apart from experimental studies [15], experimentally induced phenomena via psychophysical tests [5, 6, 25, 24, 21, 22] or even theoretical tools via Lie transformation group model for the analysis of perceptual processes [17, 10], theoretically using neural dynamics, little is known on how precisely sensory input is processed and represented in early visual areas.

It has been known since Helmholtz’s work [16] that even simple geometrical patterns comprising black and white zones may induce strong after-images accompanying a visual perception after a few seconds. Then, via redundant and non-redundant stimulation by funnel (fan shape) and tunnel (concentric rings) patterns (see Figure 1), MacKay [21, 22] points out that there is some can of orthogonal response in the visual cortex since funnel pattern induces a tunnel pattern as an after-image, and conversely. More recently, by considering a neural field equation of Amari-type [1, Eq. (3)] modelling the cortical activity in V1 taking into account a fully distributed state-dependent sensory input representing cortical representation via the retino-cortical map of funnel and tunnel patterns, Nicks *et al.* [23] theoretically proved these experimental findings that there is an orthogonal response of V1 to visual inputs. The present authors sustained this evidence in [29, 30]. In particular, via the controllability issue of the neural field equation of Amari-type, we have shown that the underlying Euclidean symmetry of V1 restricts the geometrical shape of visual inputs that can induce a “strong” after-effect in the primary visual cortex. If the visual input is symmetry with respect to a subgroup of the group of the motion of the plane, then the induced after-image obtained via the Amari-type equation and the inverse retino-cortical map have the same subgroup as a group of symmetry. The latter suggests

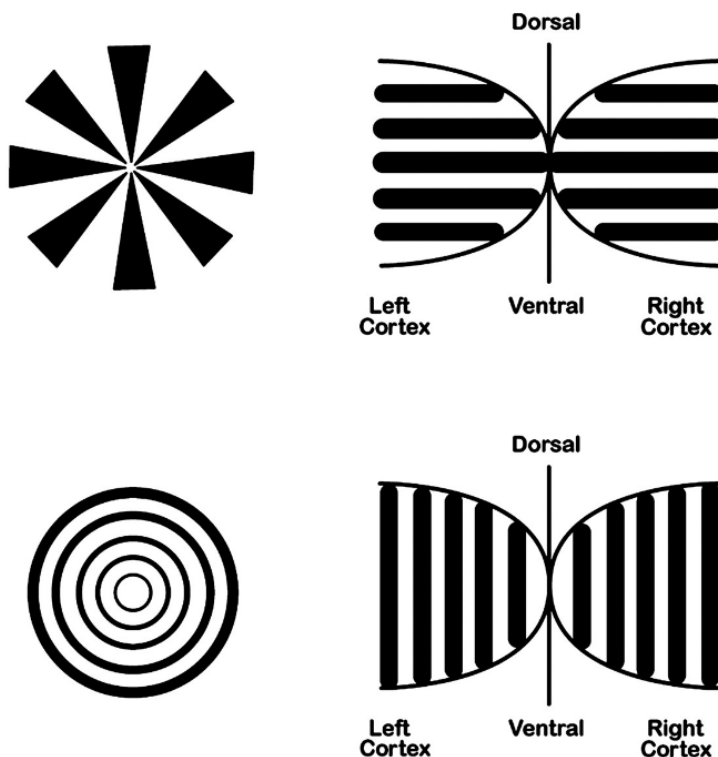


FIGURE 1. Visual illustration of the retino-cortical map, redrawn from [5]. The *top-left* corresponds to the funnel pattern in the retina, and on the *top-right*, the corresponding pattern of horizontal stripes is in V1. While the *bottom-left* corresponds to the tunnel pattern in the retina, and on the *bottom-right*, the corresponding pattern of vertical stripes is in V1. In particular, these images are regular in shape and symmetrical with respect to a specific subgroup of the plane’s motion group [7].

that the after-images induced by fully distributed tunnel and funnel patterns (more generally spontaneous patterns obtained through Turing-like instability [7, 12, 31]) that fill all the visual field have the same shape. Moreover, we exhibited in [28, 30] numerical simulations using the Amari-type equation, showing that if the funnel pattern is localised either in the fovea (centre of the visual field) or in the peripheral visual field, then the induced after-image consisting of the tunnel pattern appears in the white or black complementary region where the stimulus is not localised - demonstrating also orthogonal and non-local response in V1. These numerical simulations, therefore, sustain the psychophysical experiments reported by Billock and Tsou [5], see also [6]. Note that numerical simulations (including those for rotating after-images that are not considered in this paper) performed in [23] also support the latter psychophysical experiments.

**1.1. Billock and Tsou’s psychophysical experiments.** Significant visual effects associated with funnel and tunnel patterns have been recently observed in the psychophysical experiments conducted by Billock and Tsou [5]. Like the MacKay effect [21, 22], these authors discovered that introducing biased stimuli elicits orthogonal responses in the visual field. When a physical




FIGURE 2. Billock and Tsou’s experiments: the presentation of a funnel pattern stimulus in the centre (image on the *top-left*) induces an illusory perception of tunnel pattern in surround (image on the *top-right*) after a flickering of the empty region (the white region surrounding the stimulus pattern on the *top-left*). We have a reverse effect on the *bottom*. Adapted from [5, Fig. 3].

stimulus is localised at the fovea (the central region of the visual field), the resulting visual illusion appears in the flickering periphery. Conversely, the visual illusion emerges in the flickering centre if the physical stimulus is presented in the periphery. Specifically, when a background flicker is combined with a funnel pattern centred on the fovea (or periphery), the observer experiences the illusory perception of a tunnel pattern in the periphery (or fovea, respectively). Similarly, when the periphery (or fovea) of a tunnel pattern localised at the fovea (or periphery) is subjected to flickering, an illusory rotating funnel pattern is perceived in the periphery (or fovea). In both cases, the illusory contours in the afterimage appear within the nonflickering region, depending on whether the flicker does not extend through the physical stimulus or if the empty region is flickered out of phase. Refer to Fig. 2 for a visual illustration.

**1.2. Strategy of study and presentation of our results.** This paper aims to investigate the theoretical replication of Billock and Tsou’s experiments [5] associated with a regular funnel pattern localised in the fovea or peripheral visual field, as recalled in the previous section. We will follow the idea of controllability of the Amari-type neural field introduced in [29, 30]. In particular, we will stress why these intriguing visual phenomena are nonlinear, as first pointed out in [28].

From a control theory point of view, the first aim is to design a suitable sensory input  $I$ , V1 representation via the retino-cortical map of visual stimulus from the retina used in the experiment such that the cortical state  $a : \mathbb{R}_+ \times \mathbb{R}^2 \rightarrow \mathbb{R}$  solution to the following Amari-type

control system

$$\begin{aligned} \partial_t a(x, t) + a(x, t) - \mu \int_{\mathbb{R}^2} \omega(x - y) f(a(y, t)) dy &= I(x), & (t, x) \in \mathbb{R}_+ \times \mathbb{R}^2, \\ a(x, 0) &= a_0(x), & x \in \mathbb{R}^2, \end{aligned} \tag{NF}$$

exponentially stabilizes to the stationary state, corresponding to the V1 representation via the retino-cortical map of the induced after-image reported by Billock and Tsou. Secondly, we will perform a quantitative and qualitative study of this stationary output to show that it captures all the essential features of the visual illusion announced by Billock and Tsou at the V1 level. To this aim, we follow a numerical analysis approach, specifically designed to address the complex nonlinear dynamics characteristic of the considered neural fields model.

In Equation (NF),  $a_0$  is the initial datum modelling the initial state of cortical activity in V1, the parameter  $\mu > 0$  characterizes the intra-neural connectivity, the function  $f$  serves as a nonlinear response function that transforms the activity level of a neural population at location  $y$  and time  $t$  into an output signal. (See Definition 2.1.) This output is then used as input for other neural populations through the synaptic connectivity kernel  $\omega$ . While the latter models spatial relationships between neurons or neural populations,  $f$  models each population's activity transformations to output. Therefore, once the signal reaches V1, it will interact with local neural dynamics captured by this equation. The equation then models how V1 responds to this input while accounting for local interactions (via the connectivity kernel  $\omega$ ) and nonlinearities in neural activity (via the response function  $f$ ).

In biological brain tissue, neurons can be excitatory or inhibitory [18, 19], and an inhibitory neuron decreases the likelihood that a post-synaptic neuron will send out electrical signals or spike to communicate with other brain cells. A negative value for  $f(a(y, t))$  might capture this inhibitory influence. Notice also that a positive function  $f(a(y, t)) \geq 0$  would imply that all neurons, regardless of their current activity level, provide some excitatory output. This overlooks the crucial role of inhibitory neurons in shaping neural activity and perception. Moreover, as it is evident from the study that we will present in this paper, a model lacking inhibitory activity is likely insufficient for capturing certain phenomena such as that reported by Billock and Tsou. In the latter case, we will also see that a complex interplay between excitatory and inhibitory activity in the shape of  $f$  is required since an odd nonlinearity does not replicate the phenomenon.

Therefore, the effect that plays the non-linearity  $f$  on the reproducibility of Billock and Tsou's experiments using Equation (NF) will be highlighted. As we previously pointed out in [28, Fig. 8], these phenomena are wholly nonlinear and strongly depend on the shape of the nonlinear function  $f$ .

Notice that while sensory inputs in Billock and Tsou's experiments are time-varying, our study finds that a temporal flicker of the complementary region where the stimulus is not localized is not necessary to reproduce these intriguing visual phenomena. Notice that this observation was already made in [23]. Our interpretation is that Billock and Tsou's phenomena result wholly from the underlying non-local and nonlinear properties of neural activity in V1 rather than the temporal flickering of the complementary region where the stimulus is not localized. In particular, the flickering should instead be in the origin of illusory motions that subjects perceived in the after-images in these experiments.

The remaining paper is organised as follows: Section 1.3 recalls some general notations used throughout the following. We present assumptions on model parameters used in Equation (NF) in Section 2.1. Section 2.2 describes the mathematical modelling of visual stimuli associated with

funnel patterns used in Billock and Tsou's experiments. In Section 3, we recall some preliminary results related to the well-posedness of equation (NF) and those in the direction of replicating Billock and Tsou's experiments associated with a funnel pattern localised either in the fovea or in the peripheral visual field. The replication of the phenomena using Equation (NF) starts precisely in Section 4. In Section 4.1, we prove that the stationary output of Equation (NF) associated with a pattern of horizontal stripes localised in the left area of V1 does not contain a pattern of vertical stripes in the white complementary region (the right area of V1) but rather a mixture of horizontal and vertical stripes if the response function is linear. In Section 4.2, we prove that even with certain nonlinear response functions that exhibit strong inhibitory or excitatory influences and a weak slope, or a balance between excitatory and inhibitory influences, the stationary output of Equation (NF) associated with a pattern of horizontal stripes localised in the left area of V1 is identical with that of the linear response function. Section 5 focuses precisely on proving that if, for instance, the response function in Equation (NF) exhibits a good interplay between excitatory and inhibitory influence and a weak slope, then the stationary output associated with a pattern of horizontal stripes localised in the left area of V1 contains a pattern of vertical stripes in the white complementary region (the right area of V1) as Billock and Tsou reported. For this aim, we follow a numerical analysis-type of argument in Section 5.1, together with an analysis of the corresponding numerical schemes. Section 5.2 presents some numerical simulations that bolster our theoretical study. Finally, in Section 6, we discuss the main results of our paper and highlight areas for future work. We defer to Appendix A, the proof of some technical results used in the paper.

**1.3. General notations.** In the following,  $d \in \{1, 2\}$  is the dimension of  $\mathbb{R}^d$  and  $|x|$  denote the Euclidean norm of  $x \in \mathbb{R}^d$ . For  $p \in \{1, \infty\}$ ,  $L^p(\mathbb{R}^d)$  is the Lebesgue space of class of real-valued measurable functions  $u$  on  $\mathbb{R}^d$  such that  $|u|$  is integrable over  $\mathbb{R}^d$  if  $p = 1$ , and  $|u|$  is essentially bounded over  $\mathbb{R}^d$  when  $p = \infty$ . We endow these spaces with their standard norms  $\|u\|_1 = \int_{\mathbb{R}^d} |u(x)| dx$  and  $\|u\|_\infty = \text{ess sup}_{x \in \mathbb{R}^d} |u(x)|$ . We let  $C([0, \infty); L^\infty(\mathbb{R}^d))$  be the space of all real-valued functions  $u$  on  $\mathbb{R}^d \times [0, \infty)$  such that,  $u(x, \cdot)$  is continuous on  $[0, \infty)$  a.e.,  $x \in \mathbb{R}^d$  and  $u(\cdot, t) \in L^p(\mathbb{R}^d)$  for every  $t \in [0, \infty)$ . We endow this space with the norm  $\|u\|_{L_t^\infty L_x^\infty} = \sup_{t \geq 0} \|u(\cdot, t)\|_\infty$ .

We let  $\mathcal{S}(\mathbb{R}^d)$  be the Schwartz space of rapidly-decreasing  $C^\infty(\mathbb{R}^d)$  functions, and  $\mathcal{S}'(\mathbb{R}^d)$  be its dual space, i.e., the space of tempered distributions. Then,  $\mathcal{S}(\mathbb{R}^d) \subset L^p(\mathbb{R}^d)$  and  $L^p(\mathbb{R}^d) \subset \mathcal{S}'(\mathbb{R}^d)$  continuously. The Fourier transform of  $u \in L^1(\mathbb{R}^d)$  is defined by

$$\hat{u}(\xi) := \mathcal{F}\{u\}(\xi) = \int_{\mathbb{R}^d} u(x) e^{-2\pi i \langle x, \xi \rangle} dx, \quad \forall \xi \in \mathbb{R}^d.$$

Since  $\mathcal{S}(\mathbb{R}^d) \subset L^1(\mathbb{R}^d)$ , one can extend the above by duality to  $\mathcal{S}'(\mathbb{R}^d)$ , and in particular to  $L^\infty(\mathbb{R}^d)$ . The convolution of  $u \in L^1(\mathbb{R}^d)$  and  $v \in L^p(\mathbb{R}^d)$ ,  $p \in \{1, \infty\}$ , is

$$(u * v)(x) = \int_{\mathbb{R}^d} u(x - y) v(y) dy, \quad \forall x \in \mathbb{R}^d.$$

Finally, the following notation will be helpful: if  $F$  is a real-valued function defined on  $\mathbb{R}^2$ , we use  $F^{-1}(\{0\})$  to denote the zero level-set of  $F$ .

## 2. ASSUMPTION ON PARAMETERS AND MATHEMATICAL MODELLING OF VISUAL STIMULI

In this section, we will present assumptions that we will consider on the parameters in Equation (NF), specifically on the response function  $f$  and on the connectivity kernel  $\omega$ , as it is



highlighted in Section 2.1. Then, in Section 2.2, we will present how we mathematically model the visual stimuli used in Billock and Tsou’s experiments associated with a regular funnel pattern localised in the fovea or peripheral visual field that we incorporate as sensory inputs in Equation (NF).

**2.1. Assumption on parameters in the Amari-type equation.** We make the following assumption on parameters involved in Equation (NF).

**Coupling kernel:** In this article, we use a spatially homogeneous and isotropic interaction kernel  $\omega$  in relation to coordinates  $(x_1, x_2)$ . It depends solely on the Euclidean distance among neurons, showing rotational symmetry. The “Mexican-hat” distribution is employed, a variant of the Difference of Gaussians (DoG) model with dual components. The initial Gaussian part governs short-range excitatory interactions, and the latter Gaussian models long-range inhibitory interactions in V1 neurons. Thus, the connectivity kernel is taken as:

$$\omega(x) = [2\pi\sigma_1^2]^{-1}e^{-\frac{|x|^2}{2\sigma_1^2}} - \kappa[2\pi\sigma_2^2]^{-1}e^{-\frac{|x|^2}{2\sigma_2^2}}, \quad x \in \mathbb{R}^2, \quad (2)$$

where  $\kappa > 0$ , and  $\sigma_1$  and  $\sigma_2$  satisfy  $0 < \sigma_1 < \sigma_2$  and  $\sigma_1\sqrt{\kappa} < \sigma_2$ . The latter condition is crucial for explicitly calculating the  $L^1$ -norm of  $\omega$ , as detailed in Equation (4).

Note that  $\omega(x)$  is equivalent to  $\omega(|x|)$ , and  $\omega$  belongs to the Schwartz space  $\mathcal{S}(\mathbb{R}^2)$ . The Fourier transform of  $\omega$  is explicitly given by:

$$\hat{\omega}(\xi) = e^{-2\pi^2\sigma_1^2|\xi|^2} - \kappa e^{-2\pi^2\sigma_2^2|\xi|^2}, \quad \forall \xi \in \mathbb{R}^2,$$

and the maximum of  $\hat{\omega}$  occurs at every vector  $\xi_c \in \mathbb{R}^2$  satisfying  $|\xi_c| = q_c$ . Thus:

$$q_c := \sqrt{\frac{\log\left(\frac{\kappa\sigma_2^2}{\sigma_1^2}\right)}{2\pi^2(\sigma_2^2 - \sigma_1^2)}} \quad \text{and} \quad \max_{r \geq 0} \hat{\omega}(r) = \hat{\omega}(q_c). \quad (3)$$

The  $L^1$ -norm of  $\omega$  is also explicitly represented by:

$$\|\omega\|_1 = (1 - \kappa) + 2 \left( \kappa e^{-\frac{\Theta^2}{2\sigma_2^2}} - e^{-\frac{\Theta^2}{2\sigma_1^2}} \right) \quad \text{with} \quad \Theta := \sigma_1\sigma_2 \sqrt{\frac{2 \log\left(\frac{\sigma_2^2}{\kappa\sigma_1^2}\right)}{\sigma_2^2 - \sigma_1^2}}. \quad (4)$$

Let us mention that  $\omega$  might not satisfy the *balanced* condition  $\hat{\omega}(0) = 0$ , an equilibrium between excitation and inhibition. Nonetheless, this equilibrium is achieved when  $\kappa = 1$ .

Finally, in the sequel, we use the letter  $C_\omega$  to denote any positive constant depending only on the parameters involved in the definition of  $\omega$ .

**Response function:** The choice of the response function  $f$  is crucial, and it is motivated by authors’ previous works [30, 28]. Indeed, in [30, Figs. 5 and 6] we illustrated the capability of Equation (NF) to reproduce Billock and Tsou experiments with the nonlinear response function  $f(s) = (1 + \exp(-s + 0.25))^{-1} - (1 + \exp(0.25))^{-1}$ , and that  $f(s) = \tanh(s)$  does not reproduce the phenomenon, suggesting that certain (non-odd) sigmoidal-type response functions are required to replicate the phenomenon. In [28, Section 4], we briefly explained why the stationary output pattern of the Amari-type Equation (NF) does not capture the essential features of the visual illusions reported by Billock and Tsou’s when the response function is linear. Moreover, still in [28, Fig. 8], by considering the “sigmoidal-type” response function  $f_{m,\alpha}(s) = \max(-m, \min(1, \alpha s))$  with  $m \geq 0$  and  $\alpha > 0$ , we figured out ranges on parameters  $m$  and  $\alpha$  for which the stationary output pattern of the Amari-type Equation (NF) captures the essential features of the visual



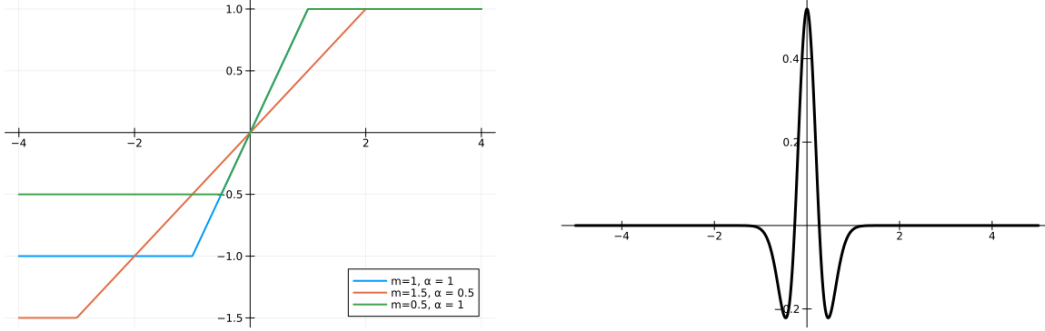


FIGURE 3. On the *left*, nonlinear response functions  $f_{m,\alpha}(s) = \max(-m, \min(1, \alpha s))$  for different values of  $m$  and  $\alpha$ . On the *right* a 1D DoG kernel  $\omega$ .

illusions reported by Billock and Tsou's. More precisely, [28, Fig. 8] suggests that nonnegative  $f_{0,\alpha}$ , odd  $f_{1,\alpha}$  with  $0 < \alpha < \infty$ , nonlinearities  $f_{m,\alpha}$  with strong inhibitory influence  $m > 1$  and weak slope  $0 < \alpha < 1$  as well as nonlinearities  $f_{m,\alpha}$  with strong excitatory influence and weak slope  $0 < \alpha < m \leq 1$  do not replicate Billock and Tsou's experiments associated with a regular funnel pattern localised either in the fovea or in the peripheral visual field. While for other values of  $m$  and  $\alpha$ , Equation (NF) with the response function  $f_{m,\alpha}$  captures the essential features of the visual illusions reported by Billock and Tsou (either the “strong” or the “weak” phenomenon, as recalled in Section 1.1).

Observe also that  $f_{m,\alpha}$  is a non-smooth “mathematical approximation” of the following sigmoid function, frequently used in neural field models like (NF),

$$g_{\gamma,\nu}(s) := (1 + \exp(-\gamma(s - \nu)))^{-1} - (1 + \exp(\kappa\nu))^{-1}, \quad \gamma > 0, \nu > 0.$$

In this paper, when referring to a response function we will always assume the following.

**Definition 2.1.** A response function is a non-decreasing Lipschitz continuous function  $f : \mathbb{R} \rightarrow \mathbb{R}$  such that  $f(0) = 0$ ,  $f$  is differentiable at 0, and  $\alpha := f'(0) = \|f'\|_\infty$ .

Of particular interest in the rest of the paper is the family of response functions given by

$$f_{m,\alpha}(s) = \max(-m, \min(1, \alpha s)) = \begin{cases} 1, & \text{if } s \geq \frac{1}{\alpha}, \\ \alpha s, & \text{if } -\frac{m}{\alpha} \leq s \leq \frac{1}{\alpha}, \\ -m, & \text{if } s \leq -\frac{m}{\alpha}, \end{cases} \quad s \in \mathbb{R},$$

for every  $0 \leq m < \infty$  and  $0 < \alpha < \infty$ , or by

$$f_{\infty,\alpha}(s) = \min(1, \alpha s), \quad s \in \mathbb{R},$$

for every  $0 < \alpha < \infty$ . Please refer to Figure 3 for a visual illustration. Notice that, whenever  $m \geq 0$  is finite,  $f_{m,\alpha}$  is bounded.

Finally, it is worth emphasising that the spatially forced pattern-forming mechanism that we are studying is qualitatively the same if instead of  $f_{m,\alpha}$  we use the smooth sigmoid  $g_{\gamma,\nu}$  since the neural field model (NF) is structurally stable.

**The intra-neural connectivity parameter**  $\mu > 0$ : Following our previous works [30, 28, 29], we assume that  $\mu > 0$  is smaller than the threshold parameter  $\mu_c > 0$  where certain geometric patterns spontaneously emerge in V1 in the absence of sensory inputs from the retina, see for instance, [12, 9, 23, 7]. This threshold parameter is referred to as the bifurcation point, and it is analytically given by

$$\mu_c := \frac{1}{f'_{m,\alpha}(0)\widehat{\omega}(q_c)} = \frac{1}{\alpha\widehat{\omega}(q_c)},$$

where  $\widehat{\omega}(q_c)$  is defined by (3). Moreover, we let

$$\mu_0 := \frac{1}{f'_{m,\alpha}(0)\|\omega\|_1} = \frac{1}{\alpha\|\omega\|_1} \leq \mu_c, \quad (5)$$

be the largest value of  $\mu$  up to which we can insure the existence and uniqueness of a stationary solution to Equation (NF) in the space  $L^\infty(\mathbb{R}^2)$ . We henceforth assume that

$$\mu < \mu_0.$$

**Remark 2.1.** The response function  $f_{m,\alpha}$  is globally bounded for all finite  $m \geq 0$  and  $\alpha > 0$  ensuring that, independently of  $\mu > 0$ , the solution  $a \in C([0, \infty); L^\infty(\mathbb{R}^d))$  of Equation (NF) is uniformly bounded for  $t \in [0, +\infty)$ , for any initial datum  $a_0 \in L^\infty(\mathbb{R}^2)$  and sensory input  $I \in L^\infty(\mathbb{R}^2)$ . See for instance [29, Theorem B.6.]. Although the semilinear response function  $f_{\infty,\alpha}$  is unbounded, we prove in Section 3 that this is still true under the assumption  $\mu < \mu_0$ .

**2.2. Mathematical modelling of visual stimuli.** In this section, we mathematically model the cortical representation of visual stimuli associated with funnel patterns used in Billock and Tsou’s experiments that we incorporate as sensory inputs in Equation (NF). Note that we are devoted to replicating the static version of these phenomena. Here, “static” refers to a physical visual stimulus that induces an afterimage on the retina, resulting in illusory contours that do not exhibit apparent motion. Consequently, we will not consider a time-dependent sensory input, which should incorporate the modelling of flickering employed in the experiment. However, as we already pointed out, this consideration will be enough for the corresponding stationary output pattern of Equation (NF) to capture all the essential features (illusory contours) of the after-image reported by Billock and Tsou.

Recall that the functional architecture of V1 exhibits a remarkable characteristic known as retinotopic organization [32]: the neurons in the V1 area are arranged orderly, forming a topographic or retinotopic map (well-known as the retino-cortical map). This map represents a two-dimensional projection of the visual image formed on the retina. Notably, neighbouring regions of the visual field are represented by neighbouring regions of neurons in V1, establishing a bijective relationship. Up to the authors’ knowledge, the retino-cortical map was first represented analytically as a complex logarithmic map in [26]. Let  $(r, \theta) \in [0, \infty) \times [0, 2\pi)$  denote polar coordinates in the visual field (or in the retina) and  $(x_1, x_2) \in \mathbb{R}^2$  Cartesian coordinates in V1. The retino-cortical map (see also [30] and references within) is analytically given by

$$re^{i\theta} \mapsto (x_1, x_2) := (\log r, \theta). \quad (6)$$

Due to the retino-cortical map analytical representation (6) and consistent with spontaneous patterns description [12, 7], we consider that the function which generates the funnel pattern is given in Cartesian coordinates  $x := (x_1, x_2) \in \mathbb{R}^2$  of V1 by

$$P_F(x) = \cos(2\pi\lambda x_2), \quad \lambda > 0.$$




FIGURE 4. Funnel pattern in the centre of the visual field.

retino-cortical map  
 $re^{i\theta} \mapsto (\log r, \theta)$




FIGURE 5. Horizontal stripes in the left area of V1.




FIGURE 6. Funnel pattern in the peripheral visual field.

retino-cortical map  
 $re^{i\theta} \mapsto (\log r, \theta)$




FIGURE 7. Horizontal stripes in the right area of V1.

Let us point out that one of the fundamental properties of the retinotopic projection of the visual field into V1 is that small objects centred on the fovea (centre of the visual field) have a much larger representation in V1 than do similar objects in the peripheral visual field. Consequently, a more realistic cortical representation of Billock and Tsou's visual stimulus associated, e.g., with the funnel pattern localised respectively in the fovea and in the peripheral visual field, should consist of taking the sensory input as

$$I_L(x_1, x_2) = P_F(x_1, x_2)H(\theta_L - x_1), \quad I_R(x_1, x_2) = P_F(x_1, x_2)H(x_1 - \theta_R). \quad (7)$$

Here,  $\theta_L$  and  $\theta_R$  are nonnegative real numbers, and  $H$  is the Heaviside step function, modelling that the funnel pattern is localised in the fovea and the peripheral visual field, respectively. Note that  $I_L$  and  $I_R$  correspond to sensory inputs consisting of horizontal stripes in the left and right areas of the cortex V1. Indeed, since visual stimuli employed in these experiments are alternating sequences of white and black zones, we represent every cortical function, say  $I_R$ ,

as defined in (7) in terms of a binary image, corresponding to the zero-level set of  $I_R$ , in the following way: in the regions where  $I_R > 0$  we put the *black grayscale* and where  $I_R \leq 0$  we put the *white grayscale*, refer for instance, to Figures 5 and 7.

**Remark 2.2.** For ease in the presentation, in the following, we will restrict ourselves to the funnel pattern  $I_L$  localised in the left area of V1 since the same analysis can be straightforwardly adapted to  $I_R$ .

### 3. PRELIMINARY RESULTS ON THE AMARI-TYPE EQUATION

In this section, we begin by discussing the concept of a stationary state as it applies to Equation (NF). Following this, we review essential preliminary findings related to the well-posedness of the same equation that is necessary to comprehend the rest of the paper.

**Definition 3.1** (Stationary state). Let  $a_0 \in L^p(\mathbb{R}^2)$ . For every  $I \in L^p(\mathbb{R}^2)$ , a stationary state  $a_I \in L^p(\mathbb{R}^2)$  to Equation (NF) is a time-invariant solution, viz.

$$a_I = \mu\omega * f(a_I) + I. \quad (\text{SS})$$

The following well-posedness result is [29, Theorem 3.1], which only relies on the globally Lipschitz property of the nonlinearity  $f$ .

**Theorem 3.1** ([29]). *Let  $I \in L^\infty(\mathbb{R}^2)$ . For any initial datum  $a_0 \in L^\infty(\mathbb{R}^2)$ , there exists a unique  $a \in C([0, \infty); L^\infty(\mathbb{R}^d))$ , solution of Equation (NF). If  $\mu < \mu_0$ , there exists a unique stationary state  $a_I \in L^\infty(\mathbb{R}^2)$  to (NF). Moreover, the following holds.*

$$\|a(\cdot, t) - a_I\|_\infty \leq e^{-(1-\mu\|\omega\|_1)t} \|a_0 - a_I\|_\infty, \quad \text{for any } t \geq 0.$$

In the following theorem, we prove the uniform boundedness of the solution under the assumptions of Section 2.1.

**Theorem 3.2.** *Let  $a_0 \in L^\infty(\mathbb{R}^2)$ ,  $I \in L^\infty(\mathbb{R}^2)$  and  $a \in C([0, \infty); L^\infty(\mathbb{R}^d))$  be the solution of (NF). Then,*

*i. If  $0 < \mu < \mu_0$ , it holds*

$$\|a_I\|_\infty = \lim_{t \rightarrow +\infty} \|a(\cdot, t)\|_\infty \leq \|I\|_\infty \left(1 - \frac{\mu}{\mu_0}\right)^{-1}, \quad (8)$$

*where  $a_I$  is the stationary solution to Equation (NF) given by Theorem 3.1.*

*ii. If  $\mu = \mu_0$ , we have*

$$\|a(\cdot, t)\|_\infty \leq \|I\|_\infty t + \|a_0\|_\infty, \quad \text{for any } t \geq 0. \quad (9)$$

*Proof.* We recall from Theorem 3.1 that for all  $x \in \mathbb{R}^2$ , and every  $t \geq 0$  we have

$$a(x, t) = e^{-t}a_0(x) + (1 - e^{-t})I(x) + \mu \int_0^t e^{-(t-s)}(\omega * f(a))(x, s)ds. \quad (10)$$

Therefore, we apply Minkowski's and Young convolution inequalities to (10), and obtain for any  $t \geq 0$ ,

$$e^t \|a(\cdot, t)\|_\infty \leq \|a_0\|_\infty + \frac{\mu}{\mu_0} \int_0^t e^s \|a(\cdot, s)\|_\infty ds + \|I\|_\infty \int_0^t e^s ds, \quad (11)$$

using that  $f$  is  $\alpha$ -Lipschitz continuous. Applying now Grönwall's Lemma A.1 with  $u(t) = e^t \|a(\cdot, t)\|_\infty$ ,  $g(t) = \mu/\mu_0$  and  $h(t) = \|I\|_\infty e^t$  to inequality (11) yields (9) for  $\mu = \mu_0$ , while for  $\mu \neq \mu_0$  one gets

$$\|a(\cdot, t)\|_\infty \leq e^{-\left(1-\frac{\mu}{\mu_0}\right)t} \|a_0\|_\infty + \|I\|_\infty \left(1 - \frac{\mu}{\mu_0}\right)^{-1} \left(1 - e^{-\left(1-\frac{\mu}{\mu_0}\right)t}\right), \quad \text{for any } t \geq 0.$$

Inequality (8) follows directly.  $\square$

One also has the following.

**Proposition 3.1.** *Under the assumption  $\mu < \mu_0$ , for any  $\alpha > 0$  we let*

$$m_\alpha := \alpha \|I\|_\infty \left(1 - \frac{\mu}{\mu_0}\right).$$

*Then, for any  $m \geq m_\alpha$  the stationary solution of Equation (NF) with response function  $f_{m,\alpha}$  coincides with the unique stationary solution to the same equation with response function  $f_{m_\alpha,\alpha}$ .*

*Proof.* By Theorem 3.1, the stationary solution  $a_{m,\alpha} \in L^\infty(\mathbb{R}^2)$  to Equation (NF) with response function  $f_{m,\alpha}$  is the unique solution of  $a_{m,\alpha} = I + \mu\omega * f_{m,\alpha}(a_{m,\alpha})$ . In particular, inequality (8) implies that

$$-\frac{m_\alpha}{\alpha} \leq a_{m,\alpha}(x) \leq \frac{m_\alpha}{\alpha}, \quad \text{for a.e. } x \in \mathbb{R}^2.$$

Therefore, one has<sup>1</sup>, for a.e.  $x \in \mathbb{R}^2$ ,

$$\begin{aligned} a_{m,\alpha}(x) &= I(x) + \mu\omega * f_{m,\alpha}(a_{m,\alpha})(x) \\ &= I(x) + \mu \int_{\mathbb{R}^2} \omega(x-y) f_{m,\alpha}(a_{m,\alpha}(y)) \mathbb{1}_{\{-\frac{m_\alpha}{\alpha} \leq a_{m,\alpha}(y) \leq \frac{1}{\alpha}\}} dy \\ &\quad + \mu \int_{\mathbb{R}^2} \omega(x-y) f_{m,\alpha}(a_{m,\alpha}(y)) \mathbb{1}_{\{a_{m,\alpha}(y) \geq \frac{1}{\alpha}\}} dy \\ &= I(x) + \mu\omega * f_{m_\alpha,\alpha}(a_{m,\alpha})(x), \end{aligned}$$

since  $f_{m,\alpha}(s) = f_{m_\alpha,\alpha}(s)$  for every  $s \geq -m_\alpha/\alpha$ . It follows that  $a_{m,\alpha}$  is a stationary solution for Equation (NF) with nonlinearity  $f_{m_\alpha,\alpha}$ . The statement follows by uniqueness of the stationary solution provided by Theorem 3.1.  $\square$

Applied, for instance, to Billock and Tsou's experiments replication, Proposition 3.1 implies the following simple but important result.

**Corollary 3.1.** *Under the same assumptions as Proposition 3.1, let  $m_1 \geq m_\alpha$  be such that the response function  $f_{m_1,\alpha}$  reproduces Billock and Tsou's experiments. Then, the same is true for any response function  $f_{m,\alpha}$  such that  $m \geq m_1$ .*

The following result proves that the stationary state to Equation (NF) is Lipschitz continuous whenever the sensory input  $I$  is.

**Proposition 3.2.** *Assume that  $\mu < \mu_0$ . If the sensory input  $I \in L^\infty(\mathbb{R}^2)$  is  $L_I$ -Lipschitz continuous on some open set  $\Omega \subset \mathbb{R}^2$ , then the corresponding stationary solution to equation (NF) is also Lipschitz continuous on  $\Omega$ , with Lipschitz constant upper bounded by*

$$D_I := L_I + \mu \frac{\alpha \|I\|_\infty}{1 - \frac{\mu}{\mu_0}} C_\omega, \quad (13)$$

<sup>1</sup>Here  $\mathbb{1}_A$  denotes the characteristic function of the subset  $A \subset \mathbb{R}^2$ .

where  $C_\omega$  denotes a constant depending only on  $\omega$ .

*Proof.* Let  $a \in L^\infty(\mathbb{R}^2)$  be the unique stationary solution whose existence is guaranteed by Theorem 3.1. For  $x \in \mathbb{R}^2$  we have that

$$a(x) = I(x) + \mu b(x) \quad \text{with} \quad b := \omega * f(a).$$

Since  $\omega \in \mathcal{S}(\mathbb{R}^2)$  and  $f(a) \in L^\infty(\mathbb{R}^2)$ , one has that  $b$  is infinitely differentiable on  $\mathbb{R}^2$ . Since by assumption  $f$  is  $\alpha$ -Lipschitz continuous and satisfies  $f(0) = 0$ , it is straightforward to show that

$$\|\nabla b(x)\| \leq \alpha \|a\|_\infty \sqrt{\|\partial_{x_1} \omega\|_1^2 + \|\partial_{x_2} \omega\|_1^2}, \quad \forall x \in \mathbb{R}^2.$$

It follows by the Mean Value Theorem that  $b$  is Lipschitz continuous on  $\mathbb{R}^2$ . Since  $I$  is Lipschitz continuous on  $\Omega$  and using Theorem 3.2 to upper bound  $\|a\|_\infty$ , the result then follows at once.  $\square$

The following simple result will be used hereafter.

**Lemma 3.1.** *Assume that the response function  $f$  in Equation (NF) is odd. If  $\mu < \mu_0$ , for any sensory input  $I \in L^\infty(\mathbb{R}^2)$  one has  $a_{-I} = -a_I$ .*

*Proof.* Thanks to Theorem 3.1, we have that  $a_I$  and  $a_{-I}$  are uniquely defined by  $a_I = I + \mu\omega * f(a_I)$  and  $a_{-I} = -I + \mu\omega * f(a_{-I})$ , respectively. Since  $f$  is odd, one has  $a_I + a_{-I} = \mu\omega * [f(a_I) - f(-a_{-I})]$ . Therefore, Young convolution inequality yields

$$\|a_I + a_{-I}\|_\infty \leq \mu \|\omega\|_1 \|f(a_I) - f(-a_{-I})\|_\infty \leq \frac{\mu}{\mu_0} \|a_I + a_{-I}\|_\infty,$$

so that  $\|a_I + a_{-I}\|_\infty = 0$ .  $\square$

In the following, we prove more general results that provide insight into the qualitative properties of the stationary state of Equation (NF) when the sensory input has a cosine factor.

**Proposition 3.3.** *Let the sensory input  $I$  be given by  $I(x_1, x_2) = \cos(2\pi\lambda x_2)I_1(x_1)$ , for  $\lambda > 0$  and  $(x_1, x_2) \in \mathbb{R}^2$ , where  $I_1 \in L^\infty(\mathbb{R})$ . If  $\mu < \mu_0$ , then the following hold.*

- (1)  $a_I$  is  $1/\lambda$ -periodic, even and globally Lipschitz continuous with respect to  $x_2 \in \mathbb{R}$ ;
- (2) If  $f$  is odd, then  $a_I$  is  $1/2\lambda$ -antiperiodic with respect to  $x_2 \in \mathbb{R}$ . Namely,

$$a_I(x_1, x_2 + 1/2\lambda) = -a_I(x_1, x_2), \quad \text{for a.e. } (x_1, x_2) \in \mathbb{R}^2.$$

*Proof.* We assume that  $\lambda = 1$  for ease of notation. Using that the convolution operator commutes with translation, and that the input  $I$  and  $\omega$  are even with respect to  $x_2$ , one deduces that  $a_I$  is even with respect to  $x_2$ . Let us prove that  $a_I$  is 1-periodic with respect to  $x_2$ . For a.e.  $(x_1, x_2) \in \mathbb{R}^2$ , one has

$$\begin{aligned} a_I(x_1, x_2 + 1) &= \cos(2\pi\lambda x_2)I_1(x_1) + \mu \int_{\mathbb{R}^2} \omega(x_1 - y_1, x_2 + 1 - y_2) f(a_I(y)) dy \\ &= I(x_1, x_2) + \mu \int_{\mathbb{R}^2} \omega(x - y) f(a_I(y_1, y_2 + 1)) dy. \end{aligned}$$

It follows that  $(x_1, x_2) \mapsto a_I(x_1, x_2 + 1)$  is the stationary solution associated with  $I$  and hence it coincides with  $a_I$ .

Let us show that  $a_I$  is Lipschitz continuous with respect to  $x_2$ . Taking the derivative of (20) with respect to  $x_2$ , one finds that for a.e.  $(x_1, x_2) \in \mathbb{R}^2$  it holds

$$\partial_{x_2} a(x_1, x_2) = -2\pi \sin(2\pi x_2) I_1(x_1) + \mu \int_{\mathbb{R}^2} \omega(x - y) f'(a_I(y)) \partial_{x_2} a(y) dy.$$

Since  $\|f'\|_\infty \leq \alpha$  by assumption, it follows that  $\|\partial_{x_2} a(x_1, \cdot)\|_{L^\infty(\mathbb{R})} \leq 2\pi\|I_1\|_\infty (1 - \mu/\mu_0)^{-1}$ , for a.e.  $x_1 \in \mathbb{R}$ , showing that  $a_I(x_1, \cdot)$  is Lipschitz continuous for a.e.  $x_1 \in \mathbb{R}$ . This completes the proof of *item (1)*.

Let us now prove *item (2)*. For a.e.  $(x_1, x_2) \in \mathbb{R}^2$ , then one has

$$\begin{aligned} -a_I(x_1, x_2 + 1/2) &= \cos(2\pi\lambda x_2)I_1(x_1) - \mu \int_{\mathbb{R}^2} \omega(x_1 - y_1, x_2 + 1/2 - y_2) f(a_I(y)) dy \\ &= I(x_1, x_2) + \mu \int_{\mathbb{R}^2} \omega(x - y) f(-a_I(y_1, y_2 + 1/2)) dy, \end{aligned}$$

where in the last equality we used the fact that  $f$  is odd. Hence,  $(x_1, x_2) \mapsto -a_I(x_1, x_2 + 1/2)$  is the stationary solution associated with  $I$  and hence it coincides with  $a_I$ .  $\square$

One has the following result related to Billock and Tsou's experiments which is the main focus of this paper. The proof is an adaptation of that of [29, Theorem 5.2]. We will present it for the sake of completeness.

**Proposition 3.4.** *Assume that the response function  $f$  in Equation (NF) is odd. Let the sensory input  $I_L$  be given by (7). If  $\mu < \mu_0/2$ , denote by  $a_L \in L^\infty(\mathbb{R}^2)$  the corresponding stationary state to  $I_L$ . Then, for a.e.  $x_1 \in \mathbb{R}$ , the set of zeros of  $a_L(x_1, \cdot)$  coincides with that of  $x_2 \mapsto \cos(2\pi\lambda x_2)$ .*

*Proof.* We assume that  $\lambda = 1$  for ease of notation. The zeroes of  $x_2 \mapsto \cos(2\pi x_2)$  are  $z_k = k + 1/4$  for every  $k \in \mathbb{Z}$ . Let  $x_1 \in \mathbb{R}$ , let us first prove that  $a_I(x_1, z_k) = 0$ . Since  $a_I(x_1, \cdot)$  is 1-periodic by Proposition 3.3, it is enough to prove that  $a_I(x_1, 1/4) = 0$ . Using that  $a_I(x_1, \cdot)$  is 1/2-antiperiodic and even by Proposition 3.3, one gets  $a_I(x_1, 1/4) = a_I(x_1, -1/4 + 1/2) = -a_I(x_1, -1/4) = -a_I(x_1, 1/4)$ . Therefore,  $a_I(x_1, 1/4) = 0$ . Conversely, let  $x^* := (x_1^*, x_2^*) \in \mathbb{R}^2$  be such that  $a_L(x^*) = 0$ . We want to show that  $\cos(2\pi x_2^*) = 0$ . Recall that for a.e.  $x := (x_1, x_2) \in \mathbb{R}^2$ ,

$$a_L(x) = \cos(2\pi x_2)H(\theta_L - x_1) + \mu \int_{\mathbb{R}^2} \omega(x - y) f(a_L(y)) dy. \quad (16)$$

If  $x_1^* \leq \theta_L$ , then from (16), it follows

$$\cos(2\pi x_2^*) = -\mu \int_{\mathbb{R}^2} \omega(y) f(a_L(x^* - y)) dy. \quad (17)$$

By using (16) once again, one obtains

$$a_L(x_1^* - y_1, x_2^* - y_2) = I_2(y) + \mu \int_{\mathbb{R}^2} k(y, z) f(a_L(x^* - z)) dz, \quad (18)$$

where  $I_2(y) := \sin(2\pi x_2^*) \sin(2\pi y_2) H(\theta_L - x_1^* + y_1)$  and for every  $(x, y) \in \mathbb{R}^2 \times \mathbb{R}^2$ ,

$$k(y, z) = \omega(y - z) - H(\theta_L - x_1^* + y_1) \cos(2\pi y_2) \omega(z),$$

satisfies

$$\sup_{y \in \mathbb{R}^2} \int_{\mathbb{R}^2} |k(y, z)| dy \leq 2\|\omega\|_1.$$

Since  $\mu < \mu_0/2$ , the contracting mapping principle ensures that  $y \mapsto g_2(y) := a_L(x^* - y)$  is the unique solution to (18). Moreover, it holds

$$-a_L(x_1^* - y_1, x_2^* + y_2) = I_2(y) + \mu \int_{\mathbb{R}^2} k(y, z) f(-a_L(x_1^* - z_1, x_2^* + z_2)) dz,$$

since  $f$  is odd. So the function  $(y_1, y_2) \mapsto -g_2(y_1, -y_2)$  is also solution of (18) with input  $I_2$ . By uniqueness of solution, one has  $g_2(y_1, -y_2) = -g_2(y_1, y_2)$  and that  $y \mapsto \omega(y) f(a_L(x^* - y))$  is an






FIGURE 8. On the *left*, we have the sensory input  $I_L(x_1, x_2) = \cos(2\pi\lambda x_2)H(\theta_L - x_1)$  with  $\lambda = 0.4$  and  $\theta_L = 5$ . On the *right*, we have the corresponding stationary output when the response function is the odd nonlinearity  $f_{1,1}(s) = \max(-1, \min(1, s))$ . The cortical data is defined on the square  $(x_1, x_2) \in [-10, 10]^2$  with step  $\Delta x_1 = \Delta x_2 = 0.01$ . The parameters in the kernel  $\omega$  are  $\sigma_1 = 1/\pi$ ,  $\sigma_2 = \sqrt{2}/\pi$  and  $\kappa = 1.2$ . Here  $\mu := 0.99\mu_0$ , where  $\mu_0$  is defined in (5)-(4). These numerical results are obtained using the Julia toolbox from [27].

odd function with respect to  $y_2 \in \mathbb{R}$ , since  $\omega$  is radial and  $f$  is an odd function. It follows from Fubini's theorem that the right-hand side of (17) is equal to 0.  $\square$

**Remark 3.1.** Note that the assumption  $\mu < \mu_0/2$  in Proposition 3.4 is technical due to our strategy in the proof. Numerical simulations suggest that the conclusion of the proposition remains valid for all  $\mu_0/2 \leq \mu < \mu_0$ . See, for instance, Figure 8.

#### 4. ON BILLOCK AND TSOU'S EXPERIMENTS REPLICATION

In this section, we investigate the replication of Billock and Tsou's phenomena using Equation (NF). In the current study, we aim to elucidate the efficacy of Equation (NF) in mimicking these visual illusions, as briefly reviewed in Section 1.1. We focus on determining if the model's output exhibits qualitative concordance with the human experience of these illusions. It is imperative to note that our analysis is strictly qualitative and serves as an illustrative proof of concept for applying Amarty-type dynamics (NF) in simulating the perceptual outcomes elicited by visual illusions as previously obtained in [29] for the MacKay effect from redundant stimulation replication. This study does not endeavour to align its findings with quantitative empirical data, as such data are contingent upon numerous experimental variables that do not have a straightforward relationship with the parameters within our model.

We begin by proving that these phenomena are wholly nonlinear in contrast, for instance, to the MacKay effect from redundant stimulation [21] that we proved in [29] for being a linear phenomenon. Therefore, we will see that Equation (NF) with a linear response function  $f$  cannot reproduce the psychophysical experiments by Billock and Tsou [5] associated with the funnel pattern stimulus when the corresponding sensory inputs are modelled as in (7).

#### 4.1. Unreproducibility of Billock and Tsou experiments: linear response function.

This section assumes that the response function  $f$  is linear. To simplify our analysis, we specifically focus on the funnel pattern centred on the fovea within the visual field. As a result, the corresponding sensory input  $I$  consists of a localized pattern of horizontal stripes in the left area of the V1 cortex by the retino-cortical map, see Figure 5.

Previously, in [28, Proposition 5.], we proved that (NF) with a linear response function is incapable of reproducing Billock and Tsou's experiments, as verified through direct Fourier transform computations. While this finding sufficed to establish our desired outcome, it failed to offer deeper insights into the qualitative properties of the stationary state associated with the sensory input utilized in these experiments. Specifically, it did not precisely characterise the zero-level set of this stationary state. To address this gap, we draw upon the qualitative properties of the sensory input  $I$  and utilize tools from complex and harmonic analysis. Consequently, we present the following key results in this section.

**Theorem 4.1.** *Assume that the response function  $f$  in Equation (NF) is linear with slope  $\alpha > 0$  and that the sensory input  $I = I_L$ . If  $\mu < \mu_0$ , denote by  $a_L \in L^\infty(\mathbb{R}^2)$  the corresponding stationary state to  $I_L$ . Then, the zero-level set  $\mathcal{Z}_{a_L}$  of  $a_L$  satisfies*

$$\mathcal{Z}_{a_L} \cap [(0, +\infty) \times \mathbb{R}] = [\mathcal{X}_1 \times \mathbb{R}] \cup [(0, +\infty) \times \mathcal{X}_2], \quad (19)$$

where  $\mathcal{X}_1$  and  $\mathcal{X}_2$  are discrete and countable sets, respectively in  $(0, +\infty)$  and  $\mathbb{R}$ .

Since  $f(s) = \alpha s$  and  $I_L(x_1, x_2) = \cos(2\pi\lambda x_2)H(\theta_L - x_1)$ , with  $\lambda > 0$  and  $\theta_L \geq 0$ , we assume without loss of generality that  $\alpha = 1$ ,  $\lambda = 1$  and  $\theta_L = 0$  to keep the presentation clear for reader convenience. Therefore, the stationary state  $a_L \in L^\infty(\mathbb{R}^2)$  satisfies

$$a_L(x_1, x_2) = \cos(2\pi x_2)H(-x_1) + \mu \int_{\mathbb{R}^2} \omega(x - y)a_L(y)dy, \quad (x_1, x_2) \in \mathbb{R}^2, \quad (20)$$

where the kernel  $\omega$  is defined in (2).

We pedagogically split the proof of Theorem 4.1 into several steps. The first result is the following.

**Lemma 4.1.** *Under hypotheses of Theorem 4.1, the stationary state  $a_L$  decomposes as*

$$a_L(x_1, x_2) = a_1(x_1) \cos(2\pi x_2), \quad (x_1, x_2) \in \mathbb{R}^2. \quad (21)$$

Here  $a_1 \in L^\infty(\mathbb{R})$  is given by

$$a_1(x_1) = H(-x_1) + \mu(K * H(-\cdot))(x_1), \quad x_1 \in \mathbb{R}. \quad (22)$$

where  $K \in \mathcal{S}(\mathbb{R})$  is defined for all  $x_1 \in \mathbb{R}$  by

$$K(x_1) = \int_{-\infty}^{+\infty} e^{2i\pi x_1 \xi} \frac{\widehat{\psi}_1(\xi)}{1 - \mu \widehat{\psi}_1(\xi)} d\xi, \quad \widehat{\psi}_1(\xi) = e^{-2\pi^2 \sigma_1^2 (1+\xi^2)} - \kappa e^{-2\pi^2 \sigma_2^2 (1+\xi^2)}, \quad \xi \in \mathbb{R}. \quad (23)$$

*Proof.* We fix  $x_1 \in \mathbb{R}$ . Since  $x_2 \mapsto a_L(x_1, x_2)$  is 1-periodic and even on  $\mathbb{R}$ , we expand  $a_L(x_1, \cdot)$  in term of Fourier series as

$$a_L(x_1, x_2) = \sum_{n=0}^{\infty} a_n(x_1) \cos(2\pi n x_2), \quad x_2 \in \mathbb{R}, \quad (24)$$

$$a_0(x_1) = \int_0^1 a_L(x_1, t) dt, \quad \text{and} \quad a_n(x_1) = 2 \int_0^1 a_L(x_1, t) \cos(2\pi n t) dt, \quad x_1 \in \mathbb{R}. \quad (25)$$

Thanks to Proposition 3.3-item (1), one has that the derivative  $a'_L(x_1, \cdot)$  of  $a_L$  with respect to  $x_2$  is continuous and bounded on  $\mathbb{R}$ . Thus  $a'_L(x_1, \cdot)$  belongs to  $L^2([-1, 1])$ , the space of real-valued

measurable and square-integrable functions over  $[-1, 1]$ . Since  $a_L(x_1, \cdot)$  is absolutely continuous (Lipschitz continuous by Proposition 3.3-item (1)) on  $\mathbb{R}$ , it follows from [13, Théorème 2.] that its Fourier series converges uniformly to  $a_L(x_1, \cdot)$  on  $\mathbb{R}$ . Observe also that (25) defines functions  $a_n \in L^\infty(\mathbb{R})$  for all  $n \in \mathbb{N}$ , so that one gets for all  $x_1 \in \mathbb{R}$  and for all  $\sigma > 0$ , there exists  $M > 0$  such that

$$\sum_{n=0}^{+\infty} \int_{-\infty}^{\infty} \left| \frac{1}{\sigma\sqrt{2\pi}} e^{-\frac{(x_1-y_1)^2}{2\sigma^2}} e^{-2\pi^2\sigma^2 n^2} a_n(y_1) \cos(2\pi n x_2) \right| dy_1 \leq \frac{M}{1 - e^{-2\pi^2\sigma^2}}.$$

Therefore, we can substitute (24) into (20) and find the following family of one-dimensional linear integral equations indexed by  $n \in \mathbb{N}$ .

$$a_n(x_1) = \delta_{1,n} H(-x_1) + \mu\alpha(\psi_n * a_n)(x_1), \quad x_1 \in \mathbb{R}, \quad (26)$$

where  $\delta_{1,n}$  is the usual Kronecker symbol and the kernel  $\psi_n$  is given for every  $n \in \mathbb{N}$ , by

$$\psi_n(s) = e^{-2\pi^2 n^2 \sigma_1^2} \frac{e^{-\frac{s^2}{2\sigma_1^2}}}{\sigma_1\sqrt{2\pi}} - \kappa e^{-2\pi^2 n^2 \sigma_2^2} \frac{e^{-\frac{s^2}{2\sigma_2^2}}}{\sigma_2\sqrt{2\pi}}, \quad s \in \mathbb{R}.$$

For  $n \neq 1$ , equations (26) yields to

$$(\delta - \mu\alpha\psi_n) * a_n = 0, \quad \text{in } \mathcal{S}'(\mathbb{R}), \quad (27)$$

where  $\delta$  is the Dirac distribution at 0. Taking the Fourier transform of (27) in the space  $\mathcal{S}'(\mathbb{R})$ , one obtains for all  $\xi \in \mathbb{R}$ ,

$$(1 - \mu\widehat{\psi}_n(\xi))\mathcal{F}\{a_n\}(\xi) = 0, \quad n \neq 1.$$

It is not difficult to see that  $\max\{\widehat{\psi}_n(\xi) \mid \xi \in \mathbb{R}\} \leq \max\{\widehat{\omega}(\xi) \mid \xi \in \mathbb{R}^2\} \leq \|\omega\|_1$ . Since  $\mu\|\omega\|_1 < 1$  by assumption, one deduces  $1 - \mu\widehat{\psi}_n(\xi) > 0$  for all  $\xi \in \mathbb{R}$ , and  $\mathcal{F}\{a_n\} \equiv 0$ . It follows that

$$a_n \equiv 0, \quad \text{for all } n \neq 1.$$

In the case  $n = 1$ , one has

$$a_1(x_1) = H(-x_1) + \mu(\psi_1 * a_1)(x_1), \quad x_1 \in \mathbb{R}. \quad (28)$$

Finally, taking respectively the Fourier transform of (28) and the inverse Fourier transform in the space  $\mathcal{S}'(\mathbb{R})$ , we find that  $a_1 \in L^\infty(\mathbb{R}^2)$  is given by (22) with  $K \in \mathcal{S}(\mathbb{R})$  defined as in (23).  $\square$

Due to Lemma 4.1, inverting the kernel  $K$  defined in (23) and providing an asymptotic behaviour of its zeroes on  $\mathbb{R}$  will help to provide thorough information on the zeroes of the function  $a_1$  as given by (22). To achieve this, we use tools from complex analysis.

Let us consider the extension of  $\widehat{K}$  in the set  $\mathbb{C}$  of complex numbers,

$$\widehat{K}(z) = \frac{\widehat{\psi}_1(z)}{1 - \mu\widehat{\psi}_1(z)}, \quad z \in \mathbb{C}.$$

Then  $\widehat{K}$  is a meromorphic function on  $\mathbb{C}$ , and its poles are zeroes of the entire function

$$h(z) := 1 - \mu e^{-2\pi^2\sigma_1^2(1+z^2)} + \kappa\mu e^{-2\pi^2\sigma_2^2(1+z^2)}, \quad z \in \mathbb{C}.$$

**Remark 4.1.** The holomorphic function  $h$  is an exponential polynomial [2, Chapter 3] in  $-z^2$  with frequencies  $\alpha_0 = 0$ ,  $\alpha_1 = 2\pi^2\sigma_1^2$  and  $\alpha_2 = 2\pi^2\sigma_2^2$  satisfying  $\alpha_0 < \alpha_1 < \alpha_2$  due to assumptions on  $\sigma_1$  and  $\sigma_2$ . It is *normalized* since the coefficient of 0-frequency equals 1. A necessary condition for  $h$  for being *factorizable* [2, Remark 3.1.5, p. 201] is that parameters  $\sigma_1$  and  $\sigma_2$  are taken so

that it is *simple*. By definition [2, Definition 3.1.4, p. 201],  $h$  is simple if  $\alpha_1$  and  $\alpha_2$  are commensurable, i.e.,  $\alpha_1/\alpha_2$  is rational, which is equivalent to  $\sigma_1^2/\sigma_2^2$  is rational.

**Remark 4.2.** Thanks to Remark 4.1, without loss of generality, we can set parameters in the kernel  $\omega$  in (2) are such that  $\kappa = 1$ ,  $\sigma_1 = 1/\pi\sqrt{2}$  and  $\sigma_2 = \sigma_1\sqrt{2}$ . We also let  $\mu = 1$ .

Using Theorem A.1, and arguing similarly as in the proof of [29, Proposition 5.12.], we can prove that  $a_1$  has a discrete and countable set of zeroes in  $(0, +\infty)$ , under the considerations in Remark 4.2.

*Proof of Theorem 4.1.* To complete the proof of Theorem 4.1, it suffices to consider Lemma 4.1, Theorem A.1 and observe that  $a_L$  given by (21) satisfies (19).  $\square$

A consequence of Theorem 4.1 is the following.

**Corollary 4.1.** *Assume  $\mu < \mu_0$  and that the response function  $f$  is linear. Then, Equation (NF) does not reproduce Billock and Tsou's experiments associated with a sensory input consisting of a pattern of horizontal stripes localised in the left area in the cortex V1.*

*Proof.* Given that the sensory input in equation (NF) is a pattern consisting of horizontal stripes localised in the left area in the cortex V1, Theorem 4.1 shows that the corresponding stationary state consists of a mixture of patterns of horizontal and vertical stripes in the right area in V1 instead of vertical stripes only, as Billock and Tsou reported.  $\square$

**4.2. Unreproducibility of Billock and Tsou's experiments with certain nonlinear response functions.** As we recalled in Section 2.1, the numerical results provided in [28, Fig. 8] suggest that a complex interplay of excitatory and inhibitory activity is required to replicate complex phenomena like Billock and Tsou's experiments using the Amari-type neural fields equation (NF). In particular, they suggest adopting a nonlinear function  $f_{m,\alpha}$  that allows for positive and negative values but is not odd, breaking the symmetry between excitatory and inhibitory influences. More precisely, [28, Fig. 8] suggests that the stationary output of Equation (NF) computed with the following response functions does not capture the essential features of visual illusions reported by Billock and Tsou. For  $s \in \mathbb{R}$ , they are given by:

**(NL1)** Nonnegative (wholly excitatory influence) nonlinearities:

$$f_{0,\alpha}(s) = \max(0, \min(1, \alpha s)), \quad 0 < \alpha < \infty,$$

**(NL2)** Odd (balanced inhibitory and excitatory influence) nonlinearities:

$$f_{1,\alpha}(s) = \max(-1, \min(1, \alpha s)), \quad 0 < \alpha < \infty,$$

**(NL3)** Nonlinearities with a strong excitatory influence and a weak slope:

$$f_{m,\alpha}(s) = \max(-m, \min(1, \alpha s)), \quad 0 < \alpha < m \leq 1,$$

**(NL4)** Nonlinearities with a strong inhibitory influence and a weak slope:

$$f_{m,\alpha}(s) = \max(-m, \min(1, \alpha s)), \quad 0 < \alpha < 1 < m.$$

This section aims to provide analytical insight into why the Amari-type neural fields equation (NF) does not replicate Billock and Tsou's experiments when the response function is taken to be one of **(NL2)**-**(NL4)**. The main focus will be on the study of the qualitative properties in terms of the zero-level set of the stationary solution to Equation (NF) obtained with each of these nonlinearities when the sensory input is taken as  $I_L$  defined in (7). We are currently unable to treat the case **(NL1)**.

The first theorem of this section is the following.

**Theorem 4.2.** *If  $\mu < \mu_0$  and  $\min(1, m)\alpha^{-1} \geq \|I\|_\infty (1 - \mu/\mu_0)^{-1}$ , then the stationary solution  $a_{m,\alpha}$  to Equation (NF) with the response function  $f_{m,\alpha}$  is the solution to Equation (NF) with the linear response function with slope  $\alpha > 0$ . In particular, if  $I = I_L$ , the nonlinear response functions (NL3) and (NL4) do not replicate Billock and Tsou’s experiments.*

*Proof.* If  $\mu < \mu_0$  then  $a_{m,\alpha} \in L^\infty(\mathbb{R}^2)$  is the unique solution to  $a_{m,\alpha} = I_L + \mu\omega * f_{m,\alpha}(a_{m,\alpha})$  thanks to Theorem 3.1. Recall from Theorem 3.2 that  $\|a_{m,\alpha}\|_\infty \leq \|I\|_\infty(1 - \mu/\mu_0)^{-1}$ . If  $\min(1, m)\alpha^{-1} \geq \|I\|_\infty (1 - \mu/\mu_0)^{-1}$ , then for a.e.  $x \in \mathbb{R}^2$ , one has

$$-\frac{m}{\alpha} \leq a_{m,\alpha}(x) \leq \frac{1}{\alpha}.$$

Therefore,  $f_{m,\alpha}(a_{m,\alpha}(y)) = a_{m,\alpha}(y)$  for a.e.  $y \in \mathbb{R}^2$ , and  $a_{m,\alpha} \in L^\infty(\mathbb{R}^2)$  solves the stationary equation with a linear response function with slope  $\alpha > 0$ . Finally, to prove the last part of the theorem, it suffices to observe that  $\|I_L\|_\infty = 1$  and  $(1 - \mu/\mu_0)^{-1} > 1$ , which implies that  $\min(1, m) > \alpha$ , and then  $\alpha < m \leq 1$  or  $\alpha < 1 < m$ . The result then follows at once thanks to the first part of the theorem and Theorem 4.1.  $\square$

**Remark 4.3.** Observe that Theorem 4.2 also accounts for the case of  $m = 1$  and  $\alpha < 1$ . This means that the odd nonlinearity  $f_{1,\alpha}$  of (NL2) with  $0 < \alpha < 1$  does not replicate Billock and Tsou’s experiments. It, therefore, remains to prove that the odd nonlinearity  $f_{1,\alpha}$  with  $\alpha \geq 1$  does not replicate Billock and Tsou’s experiments.

Fortunately, for all  $\alpha \geq 0$ , the odd nonlinearity  $f_{1,\alpha}$  of (NL2) satisfies all the hypotheses of Proposition 3.4, taken as the response function in Equation (NF). One, therefore, has the following result. See, for instance, Figure 8 for a numerical visualisation.

**Proposition 4.1.** *Under the assumption  $\mu < \mu_0/2$ , Equation (NF) with response function (NL2) does not reproduce Billock and Tsou’s experiments associated with a sensory input consisting of a pattern of horizontal stripes localised in the left area in the cortex V1.*

*Proof.* Given that the sensory input in Equation (NF) is a pattern consisting of horizontal stripes localised in the left area in the cortex V1, Proposition 3.4 shows that the corresponding stationary state consists of a mixture of patterns of horizontal and vertical stripes in the right area in V1 instead of vertical stripes only, as Billock and Tsou reported.  $\square$

Summing up, the results in this section provide a complete theoretical investigation of Billock and Tsou’s experiments replication by Equation (NF) with response function  $f_{m,\alpha}$ , except for the range  $m \neq 1$  and  $\alpha \geq \min(m, 1)$ . Although outside of the scope of this work, we observe that, thanks Corollary 3.1, the study of this range can be reduced to considering the semilinea response function  $f_{\infty,\alpha}$ .

## 5. NUMERICAL ANALYSIS AND EXPERIMENTS

In this section we present a numerical scheme for the approximation of stationary solutions of (NF) and analyse its convergence. Finally, we present some numerical experiments obtained using this scheme.

**5.1. Analysis of the numerical scheme.** In this section, for the sake of generality, we assume that the response function  $f$  satisfies the assumptions in Definition 2.1. Given a sensory input  $I \in L^\infty(\mathbb{R}^2)$ , we compute numerical solutions  $a_{n,h,M} : \mathbb{Z}^2 \rightarrow \mathbb{R}$  depending on three parameters

$h > 0$ ,  $M > 0$ , and  $n \in \mathbb{N}$ . These are obtained via the following iterative procedure, where  $(i, j) \in \mathbb{Z}^2$ :

$$\begin{aligned} a_{0,h,M}(i, j) &= I(ih, jh), \\ a_{n+1,h,M}(i, j) &= I(ih, jh) + \mu h^2 \sum_{p,q=-M}^M \omega(ph, qh) f(a_{n,h}(i-p, j-q)). \end{aligned}$$

We start by presenting the following error estimate, whose proof is quite technical and is presented in Appendix A.2.

**Theorem 5.1** (Numerical error estimate). *Assume that  $\mu < \mu_0$  and let the sensory input  $I$  be given by*

$$I(x_1, x_2) = I_1(x_1, x_2)H(\theta_L - x_1) + I_2(x_1, x_2)H(x_1 - \theta_L),$$

where  $\theta_L \in \mathbb{R}$ , and  $I_1, I_2 \in L^\infty(\mathbb{R}^2)$  are globally Lipschitz continuous. Then, for any  $\eta \in (\mu/\mu_0, 1)$  there exists  $h_0 > 0$  such that for every  $h < h_0$  it holds

$$\sup_{(i,j) \in \mathbb{Z}^2} |a_I(ih, jh) - a_{n,h,M}(i, j)| = O(h) + O(\eta^n) + O\left(e^{-\frac{M^2 h^2}{2\sigma_2^2}}\right),$$

where the  $O(\cdot)$ 's only depend on  $\mu, \eta, \alpha, \omega, \|I\|_\infty$ , and the Lipschitz constants of  $I_1$  and  $I_2$ .

**Remark 5.1.** The only part of the proof where the Lipschitz continuity assumption on the sensory input in Theorem 5.1 is needed is to control the error introduced by the discretization of the integral term of (NF). It is however easy to see that the argument of proof can be adapted to more general sensory inputs  $I$ , under appropriate assumptions on the region where  $I$  is not Lipschitz continuous.

**Remark 5.2.** It is immediate from Theorem 5.1 that to have numerical convergence to the exact stationary solution  $a_I$ , one has to choose  $h \rightarrow 0$ ,  $n \rightarrow +\infty$ , and  $M$  such that  $Mh \rightarrow +\infty$ .

To compare the zero level-set of the exact solution with their numerical approximations, we introduce the following approximated zero level-set for  $a_I$ :

$$\mathcal{Z}_{a_I}^\varepsilon = \{x \in \mathbb{R}^2 \mid |a_I| < \varepsilon\}, \quad \varepsilon > 0.$$

In order to define a numerical approximation of the above, for a sensory input  $I \in L^\infty(\mathbb{R}^2)$  as in Theorem 5.1, we let  $\Omega_\pm = \{x \in \mathbb{R}^2 \mid \pm(x_1 - \theta_L) > 0\}$ . Then, for  $(n, h, M) \in \mathbb{N} \times \mathbb{R}_+ \times \mathbb{R}_+$ , we define

$$\begin{aligned} \mathcal{Z}_{n,h,M}^{\varepsilon,\pm} &= \{x \in \Omega_\pm \mid \exists (i, j) \in \mathbb{Z}^2 \text{ s.t.} \\ &\quad (ih, jh) \in \Omega_\pm, |x - (ih, jh)| < h/2 \text{ and } |a_{n,h,M}(i, j)| < \varepsilon\}, \\ \mathcal{Z}_{n,h,M}^\varepsilon &= \mathcal{Z}_{n,h,M}^{\varepsilon,-} \cup \mathcal{Z}_{n,h,M}^{\varepsilon,+}. \end{aligned}$$

We have the following result, which guarantees the convergence of the numerical approximations of the zero level-set to the exact set  $\mathcal{Z}_{a_I}$ .

**Theorem 5.2.** *Under the same assumptions as in Theorem 5.1, for any  $\varepsilon \in (0, 1/2)$  it holds*

$$\mathcal{Z}_{n,h,M}^{\varepsilon/2} \subset \mathcal{Z}_{a_I}^\varepsilon \subset \mathcal{Z}_{n,h,M}^{2\varepsilon}, \quad (31)$$

for any  $(n, h, M) \in \mathbb{N} \times \mathbb{R}_+ \times \mathbb{R}_+$  such that, for some constant  $C > 0$  depending only on  $\mu, \alpha, \omega, \|I\|_\infty$  and the Lipschitz constants of  $I_1$  and  $I_2$ , it holds

$$h \leq C\varepsilon, \quad n \geq -C \log \varepsilon, \quad M \geq -C \frac{\log \varepsilon}{\varepsilon^2}. \quad (32)$$

*Proof.* By Theorem 5.1, there exists  $(n_0, h_0, M_0) \in \mathbb{N} \times \mathbb{R}_+ \times \mathbb{R}_+$  such that for any  $n > n_0$ ,  $h < h_0$ , and  $M > M_0$ , we have that

$$\sup_{(i,j) \in \mathbb{Z}^2} |a_I(ih, jh) - a_{n,h,M}(i, j)| < \frac{\varepsilon}{2}. \quad (33)$$

The estimate (32) immediately follows choosing, e.g.,  $\eta = (1 + \mu/\mu_0)/2$ . Moreover, by Lipschitz continuity of  $a_I$  on  $\Omega_+ \cup \Omega_-$ , which is guaranteed by Proposition 3.2, up to reducing  $h_0$  (i.e., reducing  $C > 0$ ), for all  $(i, j) \in \mathbb{Z}^2$  with  $(ih, jh) \in \Omega^\pm$  and  $x \in \Omega^\pm$  such that  $|x - (ih, jh)| \leq h/2$ , we have

$$|a_I(x) - a_I(ih, jh)| < \frac{\varepsilon}{2}. \quad (34)$$

Combining (33) and (34) one easily obtains (31), completing the proof of the statement.  $\square$

**5.2. Simulations for Billock and Tsou experiments.** The numerical implementation is obtained using the Julia toolbox from [27], which implements the numerical scheme presented above. These experiments have been obtained with parameters:

$$n = 10^2, \quad h = 10^{-2}, \quad M = 10^3.$$

We refer to the captions of the figures for the exact parameters used in the coupling kernel  $\omega$ , the input  $I_L$ , and the parameter  $\mu$ .

We exhibit in Figures 9 and 10 a numerical reproduction of Billock and Tsou’s experiments, in the sense that the stripes’ frequency is similar to that used in the experiment, for a funnel-like stimulus localised in the fovea and the peripheral visual field. In V1, we have a pattern of black/white horizontal stripes in the *left* (respectively *right*) area in V1 and white in the *right* (respectively *left*) area in V1. We also exhibit in Figures 11 and 12 a numerical experiment where the stripes’ frequency is not the one of Billock and Tsou’s experiments.

Observe that each output pattern exhibited in Figures 9–12 captures all the essential features of the after-image reported by Billock and Tsou at the level of V1. It suffices to apply the inverse retino-cortical map to each output pattern to obtain such images at the retina level. See, for instance, [28].

## 6. CONCLUDING REMARKS AND DISCUSSION

In this paper, we investigated the replication of the psychophysical observations reported by Billock and Tsou [5] using neural dynamics of Amari-type modelling the cortical activity in V1. We focused on the case where intra-neural connectivity is weaker than the threshold where, in the absence of sensory input from the retina, specific geometrical patterns spontaneously arise. We considered in particular visual stimuli consisting of regular funnel patterns localized in the fovea or peripheral visual field.

Firstly, the retino-cortical map between the visual field and V1 allowed us to model these visual stimuli as patterns of horizontal stripes localized in the left or right area of V1, that we incorporated as sensory inputs in the neural fields equation. Then, through complex and harmonic analysis tools, we have shown that when the neuronal response function of V1 is linear, the output pattern of the equation does not capture the V1 representation of the after-images reported by Billock and Tsou, suggesting that the phenomenon is wholly nonlinear. Next, we dived into the study of nonlinear response functions for which the corresponding output patterns of the equation qualitatively capture, at the level of V1, the essential features of the after-images reported by Billock and Tsou. Through this study, we have analytically shown that nonlinear response functions with either balanced inhibitory and excitatory influence or a strong excitatory



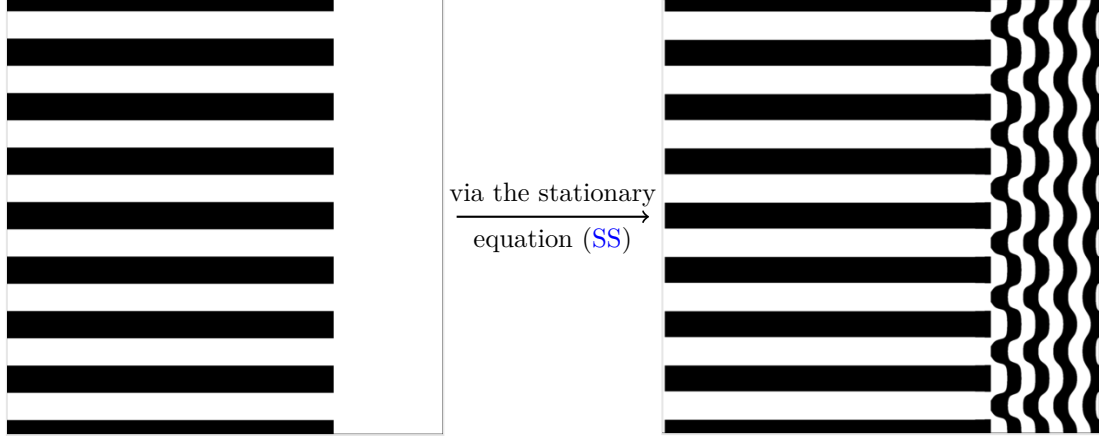


FIGURE 9. On the *left*, we have the sensory input  $I_L(x_1, x_2) = \cos(2\pi\lambda x_2)H(\theta_L - x_1)$  with  $\lambda = 0.4$  and  $\theta_L = 5$ . On the *right*, we have the corresponding stationary output when the response function is the nonlinearity  $f_{0.2,0.5}(s) = \max(-0.2, \min(1, 0.5s))$ . The parameters in the kernel  $\omega$  are  $\sigma_1 = 1/\pi\sqrt{2}$ ,  $\sigma_2 = \sigma_1\sqrt{2}$  and  $\kappa = 1.2$ . Here  $\mu := 1.5$  and  $\mu_0 = 1.92$ .




FIGURE 10. On the *left*, we have the sensory input  $I_R(x_1, x_2) = \cos(2\pi\lambda x_2)H(x_1 - \theta_R)$  with  $\lambda = 0.6$  and  $\theta_R = 2$ . On the *right*, we have the corresponding stationary output when the response function is the nonlinearity  $f_{0.2,0.8}(s) = \max(-0.2, \min(1, 0.8s))$ . The parameters in the kernel  $\omega$  are  $\sigma_1 = 1/\pi$ ,  $\sigma_2 = \sigma_1\sqrt{2}$  and  $\kappa = 1$ . Here,  $\mu := 1.2$  and  $\mu_0 = 2$ .

influence and weak slope or a strong inhibitory influence and weak slope do not reproduce the phenomenon. This, suggests that a complex interplay between excitatory and inhibitory influences is required for the neural fields equation to replicate the psychophysical observations reported by Billock and Tsou [5] for a funnel pattern visual stimulus localized either in the fovea or peripheral visual field. Finally, we presented numerical experiments showing that nonlinear response functions other than those enumerated previously can reproduce the phenomenon.




FIGURE 11. On the *left*, we have the sensory input  $I_L(x_1, x_2) = \cos(2\pi\lambda x_2)H(\theta_L - x_1)$  with  $\lambda = 1.25$  and  $\theta_L = 3$ . On the *right*, we have the corresponding stationary output when the response function is the nonlinearity  $f_{0.5,1.5}(s) = \max(-0.5, \min(1, 1.5s))$ . The parameters in the kernel  $\omega$  are  $\sigma_1 = 1/\pi\sqrt{2}$ ,  $\sigma_2 = 1/\pi$  and  $\kappa = 1.2$ . Here,  $\mu := 1.5$  and  $\mu_0 = 1.92$ .




FIGURE 12. On the *left*, we have the sensory input  $I_R(x_1, x_2) = \cos(2\pi\lambda x_2)H(x_1 - \theta_R)$  with  $\lambda = 1$  and  $\theta_R = 2$ . On the *right*, we have the corresponding stationary output when the response function is the nonlinearity  $f_{\infty,5}(s) = 1 - \max(0, 1 - 5s)$ . The parameters in the kernel  $\omega$  are  $\sigma_1 = 1/\pi$ ,  $\sigma_2 = \sigma_1\sqrt{2}$  and  $\kappa = 1$ . Here,  $\mu := 1.2$  and  $\mu_0 = 2$ .

While much remains to be understood about the mechanisms underlying Billock and Tsou's psychophysical observations, our study provides valuable insights into how the primary visual cortex processes sensory information arising from localized regular funnel patterns in the visual field. In particular, this study supports the experimental finding suggesting that there is an orthogonal response in the unexcited region of V1, as a response to simple geometrical patterns from the retina that do not fill all the visual field or are not regular in shape.

We stress that the structure of the visual stimuli related to funnel patterns used by Billock and Tsou at the V1 level was crucial to obtain the results presented in this paper. The same modelling regarding the tunnel pattern localised in the fovea or the peripheral visual field (see [5, Fig. 3b and 3d]) will not yield the after-images reported by Billock and Tsou. Indeed, due to the rotational invariance of these tunnel patterns, the stationary solutions induced by the corresponding sensory inputs will be invariant with respect to translations in the second variable of V1 (see, e.g., [29, Proposition A.1]). In particular, this excludes the possibility of a funnel-like after-image in the unexcited region.

In this work, we have focused on time-independent visual stimuli which turned out to be enough to model (static) nonlocal perceptual phenomena associated with the funnel patterns under consideration. Studying pattern formation from spatiotemporal visual stimuli would be interesting in future work. As an open question related directly to the current study, it will be interesting to analytically show that a nonnegative response function (as, e.g., the response function (NL1) of Section 4.2), which models wholly excitatory or inhibitory influence, does not reproduce the phenomenon, as suggested by the numerical simulations exhibited in [28, Fig. 8]. Moreover, finding a systematic analytical method for explicitly studying the qualitative properties of the output pattern (e.g., the structure of the zero level-set) would be valuable. The starting point could be to investigate the case of the semilinear response function  $f_{\infty, \alpha}$  since numerical analysis arguments and simulations suggest that this nonlinearity reproduces the phenomenon.

#### APPENDIX A. COMPLEMENTARY RESULTS

This section contains miscellaneous results used in the previous sections. We begin with the following Gronwall's lemma, see for instance [11, Proposition 2.1] for a proof.

**Lemma A.1.** *Assume that  $u \in C([0, T]; \mathbb{R})$ ,  $T \in (0, \infty)$  satisfies the integral inequality*

$$u(t) \leq u(0) + \int_0^t g(s)u(s)ds + \int_0^t h(s)ds, \quad \text{on } [0, T],$$

for some  $0 \leq g \in L^1(0, T)$  and  $h \in L^1(0, T)$ . Then  $u$  satisfies the pointwise estimate

$$u(t) \leq u(0)e^{G(t)} + \int_0^t h(s)e^{G(t)-G(s)}ds, \quad \forall t \in (0, T),$$

where  $G(t) = \int_0^t g(s)$ .

**A.1. Explicit computations of the kernel  $K$  of Section 4.1.** The following result is used to prove that Equation (NF) with a linear response function does not replicate Billock and Tsou's observations for a funnel pattern localized either in the fovea or peripheral visual field.

**Theorem A.1.** *Under the considerations of Remark 4.2, the kernel  $K$  defined in (23) satisfies, for any  $x \in \mathbb{R}^*$ ,*

$$\begin{aligned} \frac{\sqrt{3}}{2\pi}K(x) &= \frac{e^{-2\pi m_0|x|}}{\sqrt{n_0^2 + m_0^2}} \cos\left(2\pi n_0|x| + \frac{4\pi}{3} - \phi_0\right) \\ &\quad + \sum_{k=1}^{\infty} \frac{e^{-2\pi m_k|x|}}{\sqrt{n_k^2 + m_k^2}} \cos\left(2\pi n_k|x| + \frac{4\pi}{3} - \phi_k\right) \\ &\quad + \sum_{k=1}^{\infty} \frac{e^{-2\pi f_k|x|}}{\sqrt{f_k^2 + e_k^2}} \cos\left(2\pi e_k|x| + \frac{4\pi}{3} - \theta_k\right). \end{aligned}$$

Here, for any  $k \in \mathbb{N}$ , we have that  $\phi_k, \theta_k \in \mathbb{R}$ , and, letting  $c_k = \sqrt{1+6k}$  and  $d_k = \sqrt{-1+6k}$ , we have

$$m_k^2 = \frac{1 + \sqrt{1 + \frac{\pi^2}{9}c_k^4}}{2}, \quad n_k^2 = \frac{-1 + \sqrt{1 + \frac{\pi^2}{9}c_k^4}}{2}, \quad k \in \mathbb{N}, \quad (36)$$

$$e_k^2 = \frac{1 + \sqrt{1 + \frac{\pi^2}{9}d_k^4}}{2}, \quad f_k^2 = \frac{-1 + \sqrt{1 + \frac{\pi^2}{9}d_k^4}}{2}, \quad k \in \mathbb{N}. \quad (37)$$

*Proof.* We recall that for  $x_1 \in \mathbb{R}$ , one has

$$K(x_1) = \int_{-\infty}^{+\infty} e^{2i\pi x_1 \xi} \frac{\widehat{\psi}_1(\xi)}{1 - \widehat{\psi}_1(\xi)} d\xi, \quad \widehat{\psi}_1(\xi) = e^{-(1+\xi^2)} - e^{-2(1+\xi^2)}, \quad \xi \in \mathbb{R}.$$

We are looking for poles of the following meromorphic function

$$h(z) = \frac{\widehat{\psi}_1(z)}{1 - \widehat{\psi}_1(z)} e^{2i\pi x_1 z}, \quad \widehat{\psi}_1(z) = e^{-(1+z^2)} - e^{-2(1+z^2)}, \quad z \in \mathbb{C}.$$

By careful computations, one finds that the poles of  $h$  in  $\mathbb{C}$  are given by  $F_{k,\ell}$ ,  $\overline{F_{k,\ell}}$ ,  $G_{k,\ell}$  and  $\overline{G_{k,\ell}}$ , where for  $\ell \in \{0, 1\}$ , one has

$$F_{k,\ell} = (-1)^\ell n_k + im_k, \quad k \in \mathbb{N}, \quad \text{and} \quad G_{k,\ell} = (-1)^\ell f_k + ie_k, \quad k \in \mathbb{N}^*,$$

where  $m_k$  and  $n_k$  are given by (36), and  $e_k$  and  $f_k$  are given by (37). Then the residue of  $h$  are given for  $\ell \in \{0, 1\}$  by

$$\text{Res}(h, F_{k,\ell}) = \frac{(-1)^\ell i \overline{F_{k,\ell}} e^{(-1)^\ell i \frac{\pi}{3}}}{2\sqrt{3 + \frac{\pi^2}{3}c_k^4}} e^{2i\pi x_1 F_{k,\ell}}, \quad \text{Res}(h, F_{k,\ell}) = \overline{\text{Res}(h, \overline{F_{k,\ell}})}, \quad k \in \mathbb{N},$$

$$\text{Res}(h, G_{k,\ell}) = \frac{-(-1)^\ell i \overline{G_{k,\ell}} e^{(-1)^\ell i \frac{\pi}{3}}}{2\sqrt{3 + \frac{\pi^2}{3}d_k^4}} e^{2i\pi x_1 G_{k,\ell}}, \quad \text{Res}(h, G_{k,\ell}) = \overline{\text{Res}(h, \overline{G_{k,\ell}})}, \quad k \in \mathbb{N}^*.$$

We now fix  $x_1 > 0$ , and we let

$$R_n := \frac{\sqrt{\sqrt{1 + \frac{\pi^2}{9}c_n^4}} + \sqrt{\sqrt{1 + \frac{\pi^2}{9}d_n^4}}}{2}, \quad n \in \mathbb{N}^*.$$

We consider the path  $\Gamma_n$  straight along the real line axis from  $-R_n$  to  $R_n$  and then counterclockwise along a semicircle centred at  $z = 0$  in the upper half of the complex plane,  $\Gamma_n = [-R_n, R_n] \cup C_n^+$ , where  $C_n^+ = \{R_n e^{i\theta} \mid \theta \in [0, \pi]\}$ . Then, by the residue Theorem,

one has for all  $n \in \mathbb{N}^*$ ,

$$\begin{aligned}
\int_{-R_n}^{R_n} h(\xi) d\xi + \int_{C_n^+} h(z) dz &= 2\pi i \sum_{\ell=0}^{\ell=1} \sum_{k=0}^{k=n-1} \operatorname{Res}(h, F_{k,\ell}) + 2\pi i \sum_{\ell=0}^{\ell=1} \sum_{k=1}^{k=n-1} \operatorname{Res}(h, G_{k,\ell}) \\
&= \frac{2\pi}{\sqrt{3}} \frac{e^{-2\pi m_0|x|}}{\sqrt{n_0^2 + m_0^2}} \cos\left(2\pi n_0|x| + \frac{4\pi}{3} - \phi_0\right) + \\
&\quad \frac{2\pi}{\sqrt{3}} \sum_{k=1}^{n-1} \frac{e^{-2\pi m_k|x|}}{\sqrt{n_k^2 + m_k^2}} \cos\left(2\pi n_k|x| + \frac{4\pi}{3} - \phi_k\right) + \\
&\quad \frac{2\pi}{\sqrt{3}} \sum_{k=1}^{n-1} \frac{e^{-2\pi f_k|x|}}{\sqrt{f_k^2 + e_k^2}} \cos\left(2\pi e_k|x| + \frac{4\pi}{3} - \theta_k\right),
\end{aligned}$$

where  $\phi_k := \phi_k(m_k, n_k) \in \mathbb{R}$  and  $\theta_k := \theta_k(e_k, f_k) \in \mathbb{R}$  are such that

$$\begin{aligned}
\cos \phi_k &= \frac{n_k}{\sqrt{m_k^2 + n_k^2}}, & \sin \phi_k &= \frac{m_k}{\sqrt{m_k^2 + n_k^2}}, & k \in \mathbb{N}, \\
\cos \theta_k &= -\frac{f_k}{\sqrt{e_k^2 + f_k^2}}, & \sin \theta_k &= \frac{e_k}{\sqrt{e_k^2 + f_k^2}}, & k \in \mathbb{N}^*.
\end{aligned}$$

Arguing similarly as in the proof of [29, Theorem B.1. ] we can prove that

$$\int_{C_n^+} h(z) dz \xrightarrow{n \rightarrow +\infty} 0.$$

Finally, passing in the limit as  $n \rightarrow +\infty$  in Equation (38) completes the proof.  $\square$

**A.2. Proof of Theorem 5.1.** We start by noticing that

$$\lim_{h \rightarrow 0} h^2 \sum_{p,q=-\infty}^{\infty} |\omega(ph, qh)| = \|\omega\|_1.$$

Hence, one can take  $h > 0$  small enough, such that

$$\mu\alpha h^2 \sum_{p,q=-\infty}^{\infty} |\omega(ph, qh)| \leq \eta < 1. \tag{39}$$

Consider the fixed point equation

$$b(i, j) = I(ih, jh) + \mu h^2 \sum_{p,q=-M}^M \omega(ph, qh) f(b(i-p, j-q)), \quad b \in \ell^\infty(\mathbb{Z}^2). \tag{40}$$

Thanks to (39), the contraction mapping principle ensures the existence and uniqueness of the solution  $a_{h,M}$  to the above. In particular, it holds

$$\sup_{(i,j) \in \mathbb{Z}^2} |a_{h,M}(i, j) - a_{n,h,M}(i, j)| \leq \frac{\eta^{n+1}}{1-\eta} \|I\|_\infty. \tag{41}$$

Consider now the fixed point equation of the type (40) with  $M = +\infty$ . Thanks to (39), this equation admits a unique solution  $a_h \in \ell^\infty(\mathbb{Z}^2)$  such that

$$a_h(i, j) = I(ih, jh) + \mu h^2 \sum_{p, q=-\infty}^{\infty} \omega(ph, qh) f(a_h(i-p, j-q)). \quad (42)$$

We now claim that there exists a constant  $C_\omega > 0$  depending only on the parameters of the coupling kernel  $\omega$  such that

$$\sup_{(i, j) \in \mathbb{Z}^2} |a_h(i, j) - a_{h, M}(i, j)| \leq \frac{\mu \alpha}{(1-\eta)^2} \|I\|_\infty C_\omega e^{-\frac{M^2 h^2}{2\sigma_2^2}}. \quad (43)$$

First of all, observe that by (42) we have

$$\sup_{(i, j) \in \mathbb{Z}^2} |a_h(i, j)| \leq \frac{\|I\|_\infty}{1-\eta}. \quad (44)$$

Next, for any  $(i, j) \in \mathbb{Z}^2$ , by (40) and (42), we have

$$a_h(i, j) - a_{h, M}(i, j) = J_1 + J_2, \quad (45)$$

where

$$\begin{aligned} J_1 &= \mu h^2 \sum_{\max\{|p|, |q|\} \geq M+1} \omega(ph, qh) f(a_h(i-p, j-q)), \\ J_2 &= \mu h^2 \sum_{p, q=-M}^M \omega(ph, qh) \left( f(a_h(i-p, j-q)) - f(a_{h, M}(i-p, j-q)) \right). \end{aligned}$$

Using (44) and the fact that  $f$  is globally  $\alpha$ -Lipschitz continuous, one has

$$\begin{aligned} |J_1| &\leq \frac{\mu h^2 \alpha \|I\|_\infty}{1-\eta} \sum_{\max\{|p|, |q|\} \geq M+1} |\omega(ph, qh)| \\ |J_2| &\leq \mu h^2 \alpha \sup_{(i, j) \in \mathbb{Z}^2} |a_h(i, j) - a_{h, M}(i, j)| \sum_{p, q=-M}^M |\omega(ph, qh)| \end{aligned}$$

It is then immediate to see that

$$|J_1| \leq \frac{\mu h^2 \alpha \|I\|_\infty}{1-\eta} C_\omega \int_{M+1}^{\infty} e^{-\frac{x_1^2 h^2}{2\sigma_2^2}} dx_1 \int_{-M}^{\infty} e^{-\frac{x_2^2 h^2}{2\sigma_2^2}} dx_2 \leq \frac{\mu \alpha \|I\|_\infty}{1-\eta} C_\omega e^{-\frac{M^2 h^2}{2\sigma_2^2}}. \quad (50)$$

Here,  $C_\omega > 0$  denotes possibly different constants only depending on  $\omega$ . As for  $J_2$ , we deduce from (39) and (49) that

$$|J_2| \leq \eta \sup_{(i, j) \in \mathbb{Z}^2} |a_h(i, j)|.$$

Collecting (45), (50), and the above completes the proof of the claim.

We are now left to upper-bound  $|a_I(ih, jh) - a_h(i, j)|$  for all  $(i, j) \in \mathbb{Z}^2$  and  $h$  small enough. To proceed, we define the squares  $Q_{p, q} = (ph, (p+1)h) \times (qh, (q+1)h) \subset \mathbb{R}^2$  for  $(p, q) \in \mathbb{Z}^2$ . By definition of  $a_I$  and  $a_h$ , one gets that for every  $(i, j) \in \mathbb{Z}^2$

$$a_I(ih, jh) - a_h(i, j) = \mu \sum_{p, q=-\infty}^{\infty} \left( K_{p, q}^1 + K_{p, q}^2 + K_{p, q}^3 \right),$$

where

$$\begin{aligned} K_{p,q}^1 &= \int_{Q_{p,q}} \omega(y) \left( f(a_I(ih - y_1, jh - y_2)) - f(a_I((i-p)h, (j-q)h)) \right) dy, \\ K_{p,q}^2 &= \int_{Q_{p,q}} \left( \omega(y) - \omega(ph, qh) \right) f(a_I((i-p)h, (j-q)h)) dy, \\ K_{p,q}^3 &= \int_{Q_{p,q}} \omega(ph, qh) \left( f(a_I((i-p)h, (j-q)h)) - f(a_h(i-p, j-q)) \right) dy. \end{aligned}$$

By Theorem 3.2 and the  $\alpha$ -Lipschitz continuity of  $f$ , it is immediate to see that

$$|K_{p,q}^2| \leq \frac{\alpha \|I\|_\infty}{1 - \frac{\mu}{\mu_0}} h^3 \max_{Q_{p,q}} |\nabla \omega| \quad \text{and} \quad |K_{p,q}^3| \leq \alpha h^2 |\omega(ph, qh)| \sup_{(i,j) \in \mathbb{Z}^2} |a_I(ih, jh) - a_h(i, j)|.$$

Observe that there exists  $C_\omega \geq 1$  such that  $\max_{Q_{p,q}} |\nabla \omega| \leq C_\omega |\nabla \omega(ph, qh)|$ , for every  $(p, q) \in \mathbb{Z}^2$ . Hence, it follows that there exists  $C_\omega > 0$  such that

$$\mu \sum_{p,q=-\infty}^{\infty} |K_{p,q}^2| \leq C_\omega \frac{\mu \alpha \|I\|_\infty}{1 - \frac{\mu}{\mu_0}} h. \quad (54)$$

On the other hand, by (39), we have

$$\mu \sum_{p,q=-\infty}^{\infty} |K_{p,q}^3| \leq \eta \sup_{(i,j) \in \mathbb{Z}^2} |a_I(ih, jh) - a_h(i, j)|. \quad (55)$$

To estimate  $K_{p,q}^1$ , we start by noticing that, by construction, there exists  $p_0 \in \mathbb{N}$  such that  $K_{p,q}^1 \cap \{x_1 = \theta_L\} \neq \emptyset$  if and only if  $p = p_0$ . In particular,  $a_I$  is Lipschitz continuous on  $Q_{p,q}$  if  $p \neq p_0$  by Proposition 3.2, with Lipschitz constant upper-bounded by  $D_I$  defined in (13) where the corresponding  $L_I$  is equal to the maximum of the Lipschitz constants of  $I_1$  and  $I_2$ . Hence, for every  $(p, q) \in \mathbb{Z}^2$   $p \neq p_0$  we have

$$|K_{p,q}^1| \leq \alpha D_I h \int_{Q_{p,q}} |\omega(y)| dy.$$

It follows that

$$\mu \sum_{\substack{(p,q) \in \mathbb{Z}^2 \\ p \neq p_0}} |K_{p,q}^1| \leq \mu \alpha D_I h \|\omega\|_1. \quad (56)$$

On the other hand, for every  $(p_0, q)$ ,  $q \in \mathbb{Z}$ , we have

$$|K_{p_0,q}^1| \leq \alpha \frac{\|I\|_\infty}{1 - \frac{\mu}{\mu_0}} \int_{Q_{p_0,q}} |\omega(y)| dy.$$

Hence, there exists a constant  $C_\omega > 0$

$$\mu \sum_{q=-\infty}^{\infty} |K_{p_0,q}^1| \leq \frac{\mu \alpha \|I\|_\infty}{1 - \frac{\mu}{\mu_0}} \int_{\{p_0 h \leq y_1 \leq (p_0+1)h\}} |\omega(y)| dy \leq \frac{\mu \alpha \|I\|_\infty}{1 - \frac{\mu}{\mu_0}} C_\omega h. \quad (57)$$

By collecting the estimates (54), (55), (56), and (57), we obtain that

$$\sup_{(i,j) \in \mathbb{Z}^2} |a_I(ih, jh) - a_h(i, j)| \leq \frac{C_\omega \mu \alpha}{(1 - \eta)^2} (D_I + \|I\|_\infty) h. \quad (58)$$

Finally, collecting (41), (43) and (58) yields the statement.  $\square$



## REFERENCES

- [1] S. Amari. “Dynamics of pattern formation in lateral-inhibition type neural fields”. In: *Biological cybernetics* 27.2 (1977), pp. 77–87.
- [2] C. A. Berenstein and R. Gay. *Complex analysis and special topics in harmonic analysis*. Springer Science & Business Media, 2012.
- [3] M. Bertalmío, L. Calatroni, V. Franceschi, B. Franceschiello, A. Gomez Villa, and D. Prandi. “Visual illusions via neural dynamics: Wilson–Cowan-type models and the efficient representation principle”. In: *Journal of neurophysiology* 123.5 (2020), pp. 1606–1618.
- [4] M. Bertalmío, L. Calatroni, V. Franceschi, B. Franceschiello, and D. Prandi. “Cortical-inspired Wilson–Cowan-type equations for orientation-dependent contrast perception modelling”. In: *Journal of Mathematical Imaging and Vision* 63 (2021), pp. 263–281.
- [5] V. A. Billock and B. H. Tsou. “Neural interactions between flicker-induced self-organized visual hallucinations and physical stimuli”. In: *Proceedings of the National Academy of Sciences* 104.20 (2007), pp. 8490–8495. eprint: <https://www.pnas.org/content/104/20/8490.full.pdf>.
- [6] V. A. Billock and B. H. Tsou. “Elementary visual hallucinations and their relationships to neural pattern-forming mechanisms.” In: *Psychological bulletin* 138.4 (2012), p. 744.
- [7] P. C. Bressloff, J. D. Cowan, M. Golubitsky, P. J. Thomas, and M. C. Wiener. “Geometric visual hallucinations, Euclidean symmetry and the functional architecture of striate cortex”. In: *Philosophical Transactions of the Royal Society of London. Series B: Biological Sciences* 356.1407 (2001), pp. 299–330.
- [8] P. C. Bressloff, J. D. Cowan, M. Golubitsky, P. J. Thomas, and M. C. Wiener. “What geometric visual hallucinations tell us about the visual cortex”. In: *Neural computation* 14.3 (2002), pp. 473–491.
- [9] R. Curtu and B. Ermentrout. “Pattern formation in a network of excitatory and inhibitory cells with adaptation”. In: *SIAM Journal on Applied Dynamical Systems* 3.3 (2004), pp. 191–231.
- [10] P. C. Dodwell. “The Lie transformation group model of visual perception”. In: *Perception and Psychophysics* 34 (1983), pp. 1–16.
- [11] E. Emmrich. *Discrete versions of Gronwall’s lemma and their application to the numerical analysis of parabolic problems*. Techn. Univ., 1999.
- [12] G. B. Ermentrout and J. D. Cowan. “A mathematical theory of visual hallucination patterns”. In: *Biological cybernetics* 34.3 (1979), pp. 137–150.
- [13] S. Fomine and A. N. Kolmogorov. *Éléments de la théorie des fonctions et de l’analyse fonctionnelle*. Editions Mir, 1974.
- [14] M. Golubitsky, L. Shiau, and A. Török. “Bifurcation on the Visual Cortex with Weakly Anisotropic Lateral Coupling.” In: *SIAM J. Appl. Dyn. Syst.* 2.2 (2003), pp. 97–143.
- [15] D. O. Hebb. *The organization of behavior: A neuropsychological theory*. Psychology press, 2005.
- [16] H. L. F. Helmholtz. *Optic physiologique*. Masson, 1867.
- [17] W. C. Hoffman. “The Lie algebra of visual perception”. In: *Journal of mathematical Psychology* 3.1 (1966), pp. 65–98.
- [18] D. H. Hubel and T. N. Wiesel. “Receptive fields of single neurones in the cat’s striate cortex”. In: *The Journal of physiology* 148.3 (1959), p. 574.

- [19] D. H. Hubel and T. N. Wiesel. “Ferrier lecture-Functional architecture of macaque monkey visual cortex”. In: *Proceedings of the Royal Society of London. Series B. Biological Sciences* 198.1130 (1977), pp. 1–59.
- [20] H. Klüver. “Mescal and mechanisms of hallucinations”. In: *Chicago: University of Chicago* (1966).
- [21] D. M. MacKay. “Moving visual images produced by regular stationary patterns”. In: *Nature* 180 (1957), pp. 849–850.
- [22] D. M. MacKay. “Visual effects of non-redundant stimulation”. In: *Nature* 192.4804 (1961), pp. 739–740.
- [23] R. Nicks, A. Cocks, D. Avitabile, A. Johnston, and S. Coombes. “Understanding Sensory Induced Hallucinations: From Neural Fields to Amplitude Equations”. In: *SIAM Journal on Applied Dynamical Systems* 20.4 (2021), pp. 1683–1714. eprint: <https://doi.org/10.1137/20M1366885>.
- [24] J. Pearson, R. Chiou, S. Rogers, M. Wicken, S. Heitmann, and B. Ermentrout. “Sensory dynamics of visual hallucinations in the normal population”. In: *Elife* 5 (2016), e17072.
- [25] S. Rogers, R. Keogh, and J. Pearson. “Hallucinations on demand: the utility of experimentally induced phenomena in hallucination research”. In: *Philosophical Transactions of the Royal Society B* 376.1817 (2021), p. 20200233.
- [26] E. L. Schwartz. “Spatial mapping in the primate sensory projection: analytic structure and relevance to perception”. In: *Biological cybernetics* 25.4 (1977), pp. 181–194.
- [27] C. Tamekue. “Controllability, visual illusions and perception”. PhD thesis. Université Paris-Saclay, Oct. 2023. eprint: <https://theses.hal.science/tel-04230895>.
- [28] C. Tamekue, D. Prandi, and Y. Chitour. “Cortical origins of MacKay-type visual illusions: A case for the non-linearity”. In: *IFAC-PapersOnLine* 56.2 (2023). 22nd IFAC World Congress, pp. 476–481.
- [29] C. Tamekue, D. Prandi, and Y. Chitour. *On the mathematical replication of the MacKay effect from redundant stimulation*. 2023. arXiv: [2311.07338](https://arxiv.org/abs/2311.07338) [math.OC].
- [30] C. Tamekue, D. Prandi, and Y. Chitour. “Reproducing sensory induced hallucinations via neural fields”. In: *2022 IEEE International Conference on Image Processing (ICIP)*. IEEE, 2022, pp. 3326–3330.
- [31] P. Tass. “Cortical pattern formation during visual hallucinations”. In: *Journal of Biological Physics* 21.3 (1995), pp. 177–210.
- [32] R. B. Tootell, M. S. Silverman, E. Switkes, and R. L. De Valois. “Deoxyglucose analysis of retinotopic organization in primate striate cortex”. In: *Science* 218.4575 (1982), pp. 902–904.

UNIVERSITÉ PARIS-SACLAY, CNRS, CENTRALESUPÉLEC, LABORATOIRE DES SIGNAUX ET SYSTÈMES, 91190, GIF-SUR-YVETTE, FRANCE

*Email address:* [cyprien.tamekue@centralesupelec.fr](mailto:cyprien.tamekue@centralesupelec.fr)

UNIVERSITÉ PARIS-SACLAY, CNRS, CENTRALESUPÉLEC, LABORATOIRE DES SIGNAUX ET SYSTÈMES, 91190, GIF-SUR-YVETTE, FRANCE

*Email address:* [dario.prandi@centralesupelec.fr](mailto:dario.prandi@centralesupelec.fr)

UNIVERSITÉ PARIS-SACLAY, CNRS, CENTRALESUPÉLEC, LABORATOIRE DES SIGNAUX ET SYSTÈMES, 91190, GIF-SUR-YVETTE, FRANCE

*Email address:* [yacine.chitour@centralesupelec.fr](mailto:yacine.chitour@centralesupelec.fr)