



HAL
open science

**A new scorpion species for the genus *Burmesescorpiops*
Lourenço, 2016 from Cretaceous Burmese amber
(Scorpiones: Palaeoescorpiidae: Archaeoscorpioninae)**

Wilson R. Lourenço

► **To cite this version:**

Wilson R. Lourenço. A new scorpion species for the genus *Burmesescorpiops* Lourenço, 2016 from Cretaceous Burmese amber (Scorpiones: Palaeoescorpiidae: Archaeoscorpioninae). *Faunitaxys*, 2024, 12 (4), pp.1-5. hal-04401655

HAL Id: hal-04401655

<https://hal.science/hal-04401655v1>

Submitted on 17 Jan 2024

HAL is a multi-disciplinary open access archive for the deposit and dissemination of scientific research documents, whether they are published or not. The documents may come from teaching and research institutions in France or abroad, or from public or private research centers.


L'archive ouverte pluridisciplinaire **HAL**, est destinée au dépôt et à la diffusion de documents scientifiques de niveau recherche, publiés ou non, émanant des établissements d'enseignement et de recherche français ou étrangers, des laboratoires publics ou privés.



Distributed under a Creative Commons Attribution - NonCommercial - NoDerivatives 4.0
International License

Faunitaxys

*Revue de Faunistique, Taxonomie et Systématique
morphologique et moléculaire*



Volume 12
Numéro 04

Janvier 2024

ISSN (Print) : 2269 - 6016
ISSN (Online) : 2970 - 4960
Dépôt légal : Janvier 2024

Faunitaxys

*Revue de Faunistique, Taxonomie et Systématique
morphologique et moléculaire*

ZooBank : <https://zoobank.org/79A36B2E-F645-4F9A-AE2B-ED32CE6771CC>

Directeur de la publication, rédacteur, conception graphique et PAO:

Lionel Delaunay

Cette revue ne peut pas être vendue

Elle est distribuée par échange aux institutions (version papier)

et sur simple demande aux particuliers (format PDF)

à l'adresse suivante:

AFCFF (Association française de Cartographie de la Faune et de la Flore)

28, rue Voltaire, F- 42100 Saint Etienne

E-mail: faunitaxys.journal@gmail.com

Elle est disponible librement au téléchargement à partir du site:

<https://faunitaxys.fr/>

La parution de *Faunitaxys* est apériodique

Faunitaxys est indexé dans / *Faunitaxys* is indexed in:

- **Zoological Record**

Articles and nomenclatural novelties are referenced by:

- **ZooBank** (<https://zoobank.org>)

Online Archives:

- **HAL** (<https://hal.archives-ouvertes.fr>)

- **Internet Archive** (<https://archive.org>)

Imprimée sur les presses de SPEED COPIE, 6, rue Tréfilerie, F- 42100 Saint-Etienne

Imprimé le 17 01 2024

A new scorpion species for the genus *Burmesescorpiops* Lourenço, 2016 from Cretaceous Burmese amber (Scorpiones: Palaeoscorpionidae: Archaeoscorpioninae)

WILSON R. LOURENÇO

Muséum national d'Histoire naturelle, Sorbonne Universités, Institut de Systématique, Evolution, Biodiversité (ISYEB), UMR7205-CNRS, MNHN, UPMC, EPHE, CP 53, 57 rue Cuvier, 75005 Paris, France.

- E-mail : wilson.lourenco@mnhn.fr

- ZooBank : <http://zoobank.org/58448BD6-79D7-46CE-AFDD-91EFF2B7D4EF> – Orcid : <https://orcid.org/0000-0002-2386-363X>

Keywords:

Scorpiones;
Palaeoscorpionidae;
Burmesescorpiops;
velteni;
taxonomy;
new species;
description;
fossil;
Burmese amber.

Abstract. – In this contribution one new species of the rare genus *Burmesescorpiops* Lourenço, 2016 is described. The discovery of this new element of the family Palaeoscorpionidae Lourenço, 2003 and subfamily Archaeoscorpioninae Lourenço, 2015 further confirms the validity of the genus *Burmesescorpiops* which however, remains poorly speciose. The remarkable degree of diversity in the Burmese amber-producing forests is once again highlighted.

Lourenço W. R., 2024. – A new scorpion species for the genus *Burmesescorpiops* Lourenço, 2016 from Cretaceous Burmese amber (Scorpiones: Palaeoscorpionidae: Archaeoscorpioninae). *Faunitaxys*, 12(4): 1 – 5.

DOI: [https://doi.org/10.57800/faunitaxys-12\(4\)](https://doi.org/10.57800/faunitaxys-12(4))

ZooBank: <https://zoobank.org/03674E75-0BCE-4F3A-A15C-368B2084023E>

Received: 12/01/2024 – Revised: 15/01/2024 – Accepted: 16/01/2024

Introduction

As already commented in previous papers (e. g. Lourenço & Velten, 2023a), since the ground-breaking description of the first scorpion trapped in Cretaceous Burmese amber by Lourenço (2002), the number of new taxa described from this type of amber knew an extraordinary progress; see the recent synopsis proposed by Lourenço (2023). Among the different scorpion lineages defined for Burmite, some proved to be rather common; e.g. families Palaeoburmesebuthidae Lourenço, 2015 and Chaerilobuthidae Lourenço & Beigel, 2011. For these speciose groups, a multiplication of new descriptions was observed what certainly brings problems for future identifications, mainly due to the very similar morphologies of most species. Consequently, only markedly distinct elements of these two families can now allow the descriptions of new species without the risk of producing synonymies (Lourenço & Velten, 2023b). Contrarily, other groups remain confidential and rare, such as those of the family Palaeoscorpionidae Lourenço, 2003 with the subfamily Archaeoscorpioninae Lourenço, 2015 to which only three genera and four species were described, namely *Archaeoscorpion cretacicus* Lourenço, 2015, *Archaeoscorpion grossei* Lourenço, 2023, *Burmesescorpiops groehni* Lourenço, 2016 and *Chaeriloscorpion bautschi* Lourenço, 2020 (Lourenço, 2015, 2016; Lourenço & Velten, 2020, 2023a). In the present study a new species is described for the genus *Burmesescorpiops* Lourenço, 2016, adding further compelling evidence to support the validity of the subfamily and genus.

Material and methods

The specimen investigated is preserved in a rather dark piece of reddish to reddish-yellow amber which measures 28 x 25 x 3 mm. The scorpion representing the new species is almost totally complete but some structures cannot be clearly observed due to the presence of many inclusions such as plant debris and in particular a sort of blackish dust which prevent an optimal observation. Nevertheless, a majority of the characters were finally observed thanks to the use of a Leica M205C Stereomicroscope which belongs to the Entomology Laboratory of the Muséum, Paris. Photos were produced with this same Leica M205C coupled with a Sony ILCE 7RM4A Camera. The schematic drawings provided are an interpretation of what was observable. Line drawings and measurements were produced with the aid of a Wild M5 Stereomicroscope equipped with a drawing tube (camera lucida) and an ocular micrometre. Measurements follow Stahnke (1970) and are given in mm. Trichobothrial notations are those of Vachon (1974) while Cheliceral nomenclature follows Vachon (1963). Other morphological terminologies mostly follow Hjelle (1990). Trichobothria are definitely recorded when their bothria (areoles) can be observed; nevertheless, some trichobothria can be deduced through the observation of thin hairs. Considering the morphologies of pedipalp and pecten the scorpion is most certainly a male and probably represents a juvenile or pre-adult.

Reviewer: Eric Ythier (*BYG Taxa, France*) - ZooBank: <http://zoobank.org/06FD0852-A88E-49E5-B8E6-E1494B86C4E1>



This is an open access article under the terms of the Creative Commons Attribution-NonCommercial-NoDerivs License, which permits use and distribution in any medium, provided the original work is properly cited, the use is non-commercial and no modifications or adaptations are made.

Copyright 2024. The Authors. *Faunitaxys* published by Lionel Delaunay on behalf of the AFCFF (Association française de Cartographie de la Faune et de la

Taxonomic treatment

Palaeoescorpiidae Lourenço, 2003

Archaeoscorpioninae Lourenço, 2015

Burmesescorpiops Lourenço, 2016

***Burmesescorpiops velteni* sp. n.**

(Fig. 1-16)

ZooBank: <https://zoobank.org/D2A6A3F0-C9B9-4539-B586-5F7DA9A63FF6>

Holotype. A possible juvenile or pre-adult. Sex cannot be clearly determined, however, according to the morphology of pedipalps and pecten it most certainly corresponds to a male. Type locality and horizon: Myanmar (Burma), Kachin; precise locality unknown; Lower Cretaceous.

Diagnosis for the new species. – Scorpion with an average size; total length 15.75 mm. General coloration reddish to reddish-brown. Carapace strongly elongated with a marked median concavity; median ocular tubercle anterior to the centre of the carapace; two lateral eyes can be observed. Furrows strongly marked and deep, in special the posterior one. Pectines poorly observable with a possible number of 7-8 teeth. Spiracles with an oval shape, more or less elongated. Telson with a pear-shaped vesicle not flattened laterally; annular ring on the telson not observed. The general morphology of the pedipalps is similar to that of extant Scorpionidae; fixed and movable fingers with 8-9 rows of small rounded granules, with inconspicuous accessory granules. Chelicera with a dentition similar to that of extant scorpionids (Vachon, 1963). Tarsi of legs with small spines. Trichobothrial pattern similar to type C of Vachon (1974), also defined for the family Euscorpionidae (Vachon, 1980). On the chela hand, trichobothria **Esb**, **Est**, **Dt**, **Et₄**, **Eb₁**, **Et₁** and 7-8 **V** can be observed. On the chela fixed finger, trichobothria **eb**, **db**, **dsb**, **dt**, **dst**, **est** can be observed. Patella shows **d₁** and **d₂** on dorsal face; **i** is slightly displaced to the dorsal face; on the ventral face 9 **V** trichobothria are observed. A number of external trichobothria (8-9) can be indirectly observed on the patella by the presence of several transverse hairs; this number is most certainly higher, corresponding to the territories **et**, **em**, **est**, **esb** and **eb**. Femur shows trichobothria **d**, **i** and **e**. The presence of a second trichobothrium **e**, previously suggested by Lourenço (2016) is confirmed.

Type locality and horizon. – Myanmar (Burma), Kachin; precise locality unknown; Lower Cretaceous.

Patronym. – Specific name honours Mr. Jürgen Velten (Kirchheimbolanden, Germany) who supported our amber studies for almost 10 years now and who never limited his efforts to locate many of the most interesting described taxa.

Depository. – The type specimen is deposited in the Collections of Mr. Jürgen Velten (Kirchheimbolanden, Germany).

Description

Coloration. – The scorpion presents a coloration that ranges from reddish to reddish-brown. Body, pedipalps and legs of a uniform coloration; only metasomal segments and telson are slightly darker. The ventral aspect of the specimen is slightly paler.

Morphology. – Carapace without granulations, almost smooth; anterior margin with a marked median concavity. Carinae absent; furrows strongly marked and deep, in special the posterior one. Median ocular tubercle anterior to the centre of carapace; median eyes moderate in size. Two lateral eyes can be observed in both sides of the carapace. Sternum pentagonal to subpentagonal; higher than large. Mesosomal tergites weakly granular, almost smooth with one median

carina; VII with five weakly marked carinae. One pecten partially observable with 7 or 8 teeth. Sternites smooth with oval-shaped spiracles, more or less elongated. Metasomal segment I to III with 10 carinae; segment IV with 8 carinae; segment V slender with seven inconspicuous carinae; dorsal carinae of segments I to IV without spinoid granules; dorsal aspect of segments I to V weakly depressed; setation on all segments weakly marked. Telson with a long pear-shaped vesicle not flattened laterally; smooth; aculeus moderately curved; annular ring on the telson not observed. Cheliceral dentition similar to that of extant scorpionids (Vachon, 1963). Pedipalp femur with 4-5 carinae; patella with dorso-internal, ventro-internal, dorso-external and external carinae; internal face with some minor spinoid granules and a moderate apophysis. Chela with moderately marked carinae; all faces weakly granular to smooth. Fixed and movable fingers each with 8-9 rows of small rounded granules; only inconspicuous accessory granules are observable; extremity of fingers with moderate spinoid granules; setation of pedipalps inconspicuous. Trichobothriotaxy recalling type C (Vachon, 1974) of extants Scorpionidae (see diagnosis).

Morphometric values (mm), holotype of *Burmesescorpiops velteni* sp. n.

– **Total length** 15.75 (including telson).

– **Carapace**
length 2.14;
anterior width 1.61;
posterior width 1.82.

– **Mesosoma**: length 4.10.

– **Metasomal segments**

I: length 1.07, width 1.14;
II: length 1.14, width 1.07;
III: length 1.14, depth 0.95;
IV: length 1.21, depth 0.95;
V: length 2.41, depth 1.02.

– **Telson**: length 2.54.

– **Vesicle**: depth 0.95.

– **Pedipalp**

femur length 1.74, width 0.67;
patella length 2.07, width 0.63;
chela length 4.22, width 1.14.

– **Movable finger**: length 1.94.

– **Chelicera**: length 0.94.

Relationships. – The presence of an accessory external trichobothrium on femur clearly associates the new species to the genus *Burmesescorpiops*.

The new species can, however be distinguished from *Burmesescorpiops groehni* Lourenço, 2016, by a number of characters:

- (i) a carapace very elongated with a marked median concavity and strongly marked furrows,
- (ii) pectines with 7 or 8 teeth; the values cited by Lourenço (2016) for *B. groehni*, 8-9 are incorrect; the true values observed for this last species are 13-12, as showed in figures 2 and 4 of Lourenço (2016),
- (iii) more elongated spiracles,
- (iv) fixed and movable fingers of pedipalps with 8-9 rows of granules.

Final remarks. – As previously stated (Lourenço & Velten, 2023a), each new contribution to the already remarkable list of scorpion taxa found in Burmite, highlights its major significance for paleontological research. The present discovery rather reinforces the validity of the subfamily Archaeoscorpioninae and the genus *Burmesescorpiops* within the family Palaeoescorpiidae and confirms once again the very rich diversity present within the Burmese amber fauna, providing invaluable insights into the ancient scorpion fauna of the Cretaceous period.

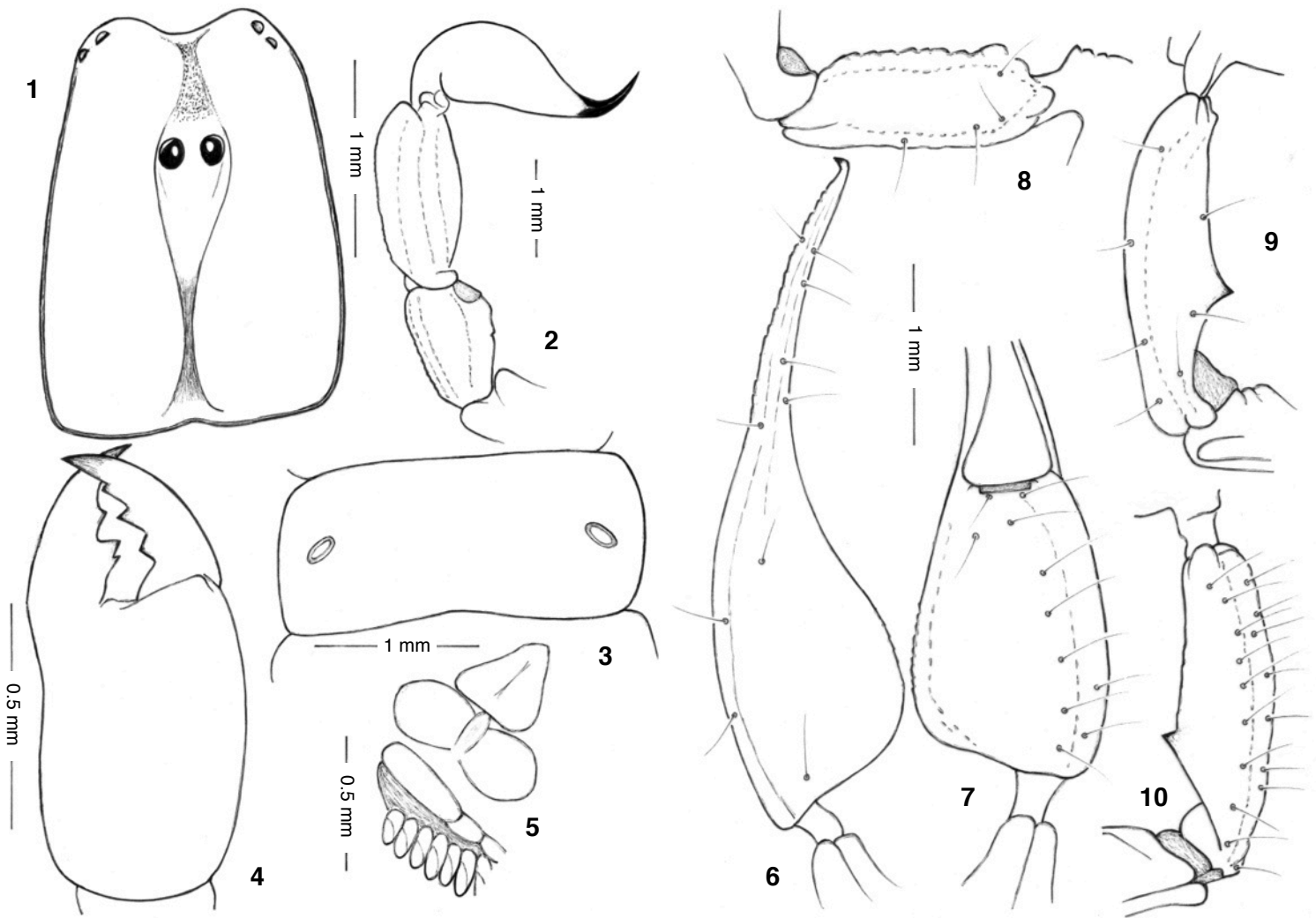


Fig. 1-10. *Burmesescorpiops velteni* sp. n.

1. Carapace, dorsal aspect. 2. Metasomal segments IV-V and telson, lateral aspect. 3. Sternite V with spiracles. 4. Chelicera, dorsal aspect. 5. Part of ventral aspect, showing sternum, genital operculum and left pecten, in part. 6-10. Trichobothrial pattern. 6-7. Chela dorso-external and ventral aspects. 8. Femur, dorsal aspect. 9-10. Patella, dorsal and ventral aspects.

Acknowledgements

We are most grateful to Dr Valérie Ngô-Muller (Paris Cité University - ISYEB-MNHN) for her assistance in the preparation of the photos which illustrated the new species.

References

- Hjelle J. T., 1990. – Anatomy and morphology. Pp. 9-63. In: G. A. Polis (ed.), *The Biology of Scorpions*. Stanford University Press, 587p.
- Lourenço W. R., 2002. – The first scorpion fossil from the Cretaceous amber of Myanmar (Burma). New implications for the phylogeny of Buthoidea. *Comptes Rendus Palevol*, 1: 97-101.
- Lourenço W. R., 2015. – A new subfamily, genus and species of fossil scorpions from Cretaceous Burmese amber (Scorpiones: Palaeoscorpionidae). *Beiträge zur Araneologie*, 9: 457-464.
- Lourenço W. R. 2016. – A new genus and three new species of scorpions from Cretaceous Burmese amber (Scorpiones: Chaerilobuthidae: Palaeoscorpionidae). *Arthropoda Selecta*, 25(1): 67-74.
- Lourenço W. R., 2023. – Scorpions trapped in amber: a remarkable window on their evolution over time from Mesozoic period to present days. *Journal of Venomous Animals and Toxins including Tropical diseases*, 1-15 +Addendum: Commented checklist of the known amber scorpion species: 1-9. <https://doi.org/10.1590/1678-9199-JVATITD-2023-0040>
- Lourenço W. R. & Velten J., 2020. – A new contribution to the knowledge of Cretaceous Burmese amber scorpions with the descriptions of two new genera and two new species (Scorpiones: Chaerilobuthidae: Palaeoscorpionidae: Archaeoscorpioninae). *Arachnida – Rivista Aracnologica Italiana*, 28: 34-50.
- Lourenço W. R. & Velten J., 2023a. – A second species of *Archaeoscorpionops* Lourenço, 2015 from Cretaceous Burmese amber (Scorpiones: Palaeoscorpionidae). *Faunitaxys*, 11 (57): 1-4.
- Lourenço W. R. & Velten J., 2023b. – A remarkable new species of *Betaburmesebuthus* Lourenço, 2015 from Burmite (Scorpiones: Palaeoburmesebuthidae). *Faunitaxys*, 11 (78): 1-5.
- Stahnke H. L., 1970. – Scorpion nomenclature and mensuration. *Entomological News*, 81: 297-316.
- Vachon M., 1963. – De l'utilité, en systématique, d'une nomenclature des dents des chélicères chez les Scorpions. *Bulletin du Muséum national d'Histoire naturelle*, Paris 2è sér. 35: 161-166.
- Vachon M., 1974. – Etude des caractères utilisés pour classer les familles et les genres de Scorpions (Arachnides). 1. La trichobothriotaxie en arachnologie. Sigles trichobothriaux et types de trichobothriotaxie chez les Scorpions. *Bulletin du Muséum national d'Histoire naturelle*, Paris 3è sér., 140, 857-958.
- Vachon M., 1980. – Essai d'une classification sous-générique des Scorpions du genre *Scorpiops* Peters, 1861 (Arachnida, Scorpionida, Vaejovidae). *Bulletin du Muséum national d'Histoire naturelle*, Paris. 4e sér. 2: 143-160.

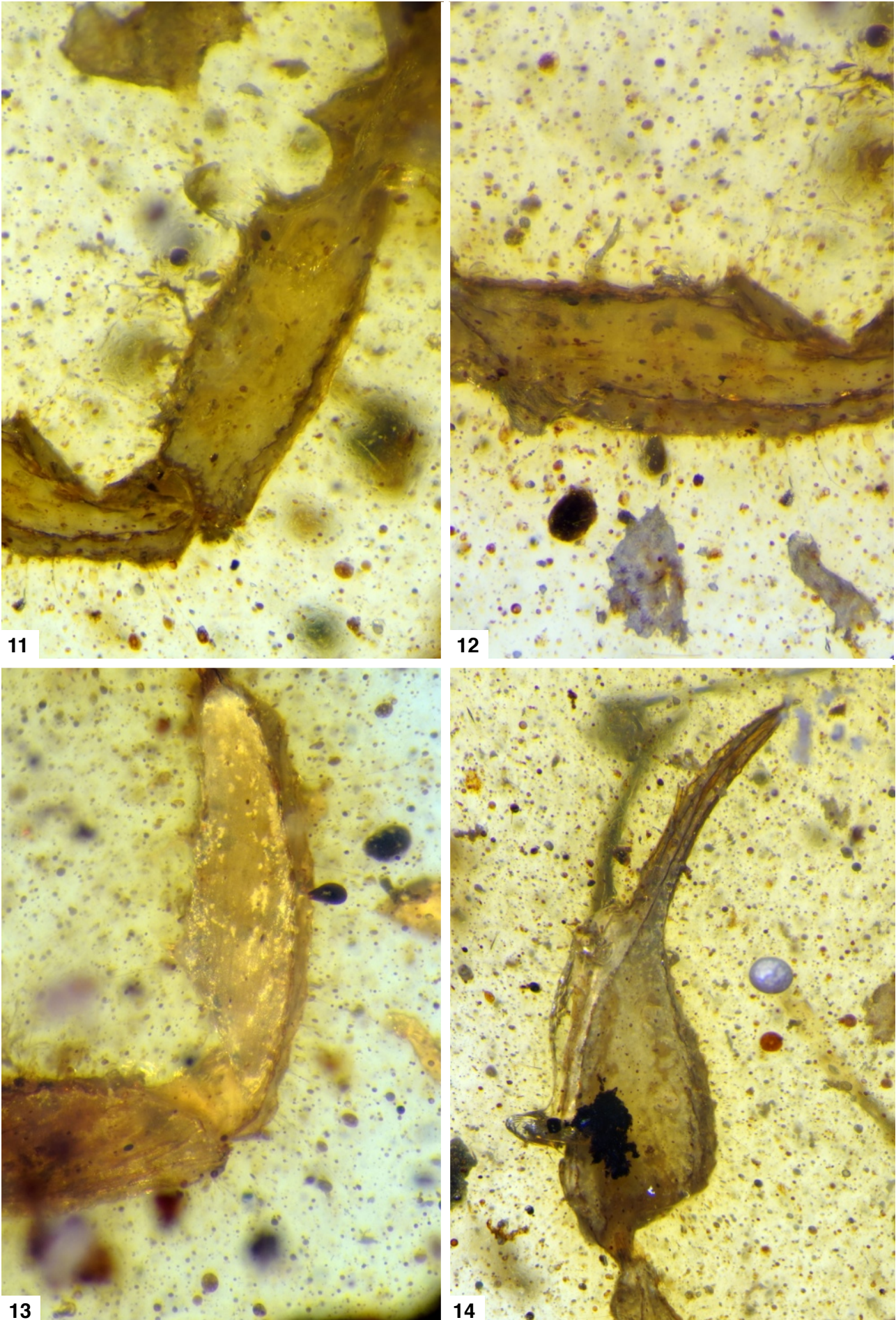


Fig. 11-14. *Burmesescorpiops velteni* sp. n.

11. Femur, dorsal aspect. 12. Patella, dorsal aspect. 13. Patella, ventral aspect. 14. Chela, dorsal aspect.

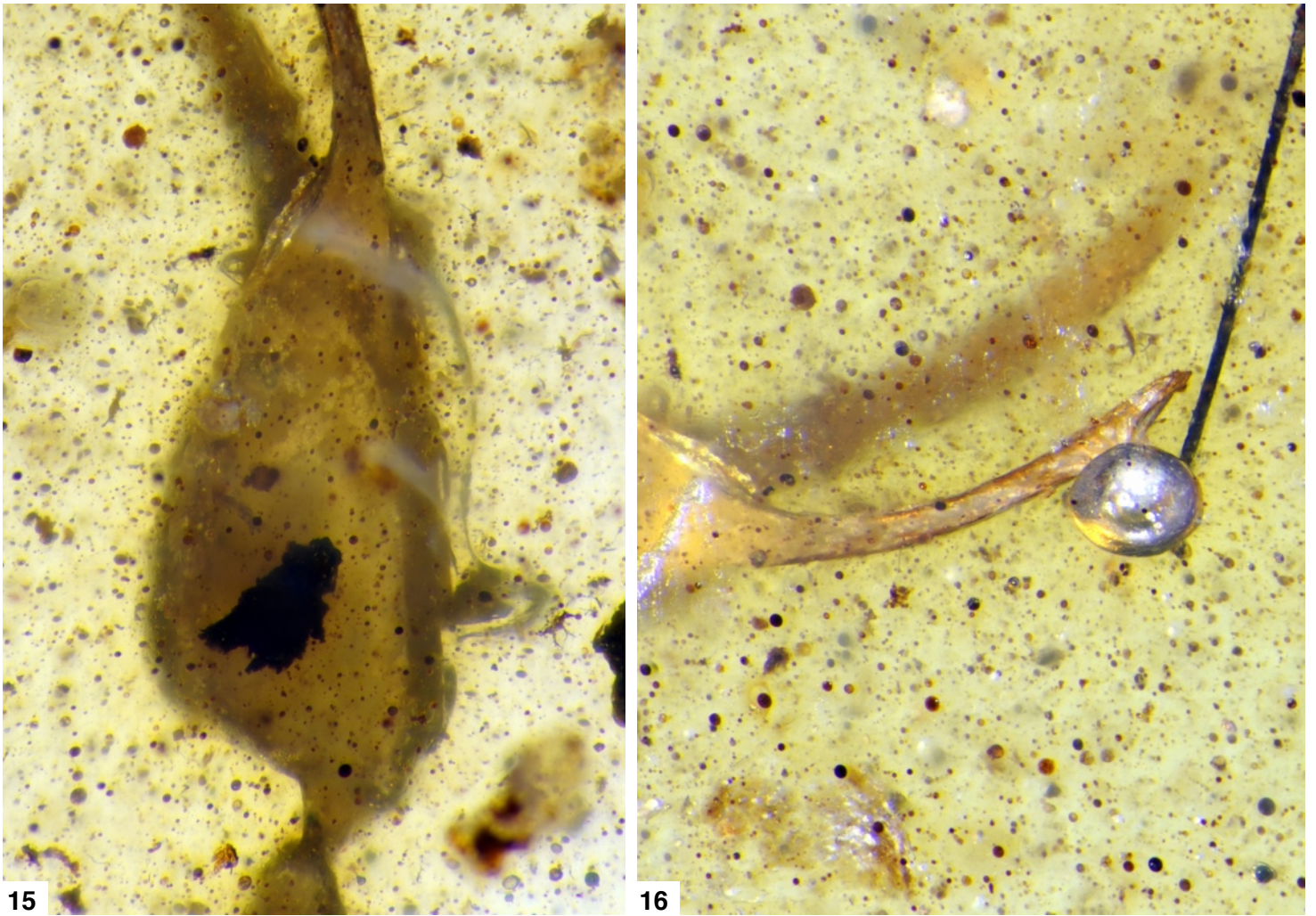


Fig. 15-16. *Burmesescorpiops velteni* sp. n.

15. Chela-hand, ventral aspect. 16. Chela-fingers, ventral aspect.

Résumé

Lourenço W. R., 2024. – Une nouvelle espèce de scorpion pour le genre *Burmesescorpiops* Lourenço, 2016 de l'ambre Crétacé du Myanmar (Scorpiones : Palaeoscorpionidae : Archaeoscorpioninae). *Faunitaxys*, 12(4): 1 – 5.

Dans la présente contribution une nouvelle espèce du rare genre *Burmesescorpiops* Lourenço, 2016 est décrite. La découverte de ce nouvel élément appartenant à la famille des Palaeoscorpionidae Lourenço, 2003, sous-famille des Archaeoscorpioninae Lourenço, 2015 vient conforter la validité du genre *Burmesescorpiops*, lequel, cependant demeure peu nombreux en espèces. La remarquable diversité des forêts productrices d'ambre Crétacé du Myanmar est une fois de plus mise en évidence.

Mots-clés. – Scorpiones, Palaeoscorpionidae, *Burmesescorpiops*, *velteni*, taxonomie, nouvelle espèce, description, fossile, ambre birman.

Derniers articles publiés

Dalens P.-H. & Robin F., 2023. – Un nouveau *Martinsia* Chemsak & Linsley, 1967 de Guyane (Coleoptera : Cerambycidae, Cerambycinae). *Faunitaxys*, 11(79): 1 – 5. [https://doi.org/10.57800/faunitaxys-11\(79\)](https://doi.org/10.57800/faunitaxys-11(79))

Vitali F., 2023. – Taxonomical notes on the genus *Cerosterna* Dejean, 1835 with the description of a new species from the Australian realm (Coleoptera, Cerambycidae). *Faunitaxys*, 11(80): 1 – 4. [https://doi.org/10.57800/faunitaxys-11\(80\)](https://doi.org/10.57800/faunitaxys-11(80))

Lanuza-Garay A., Rivera M. & Santos Murgas A., 2024. – Description of a new species of *Nyssodryssilla* Gilmour, 1962 (Cerambycidae: Lamiinae: Acanthocinini) from Brazil and new record, host plant, and parasitoid of *Heterachthes sablensis* Blatchley, 1920 (Cerambycinae: Tropidini: Compsina) in Panama. *Faunitaxys*, 12(01): 1 – 4. [https://doi.org/10.57800/faunitaxys-12\(01\)](https://doi.org/10.57800/faunitaxys-12(01))

Háva J., 2024. – Second contribution to the knowledge of the genus *Trogoderma* from New Zealand (Coleoptera: Dermestidae: Megatominae). *Faunitaxys*, 12(2) : 1 – 3. [https://doi.org/10.57800/faunitaxys-12\(2\)](https://doi.org/10.57800/faunitaxys-12(2))

Lapèze J. & Lopez-Vaamonde C., 2024. – Description de cinq nouvelles espèces de *Lycoderides* Sakakibara (Hemiptera: Auchenorrhyncha: Membracidae) de Guyane française. *Faunitaxys*, 12(3): 1 – 23. [https://doi.org/10.57800/faunitaxys-12\(3\)](https://doi.org/10.57800/faunitaxys-12(3))

Faunitaxys

Volume 12, Numéro 4, Janvier 2024

SOMMAIRE

Une nouvelle espèce de scorpion pour le genre *Burmesescorpiops* Lourenço, 2016 de l'ambre Crétacé du Myanmar (Scorpiones : Palaeoscorpidae : Archaeoscorpinae).

Wilson R. Lourenço 1 – 5

CONTENTS

A new scorpion species for the genus *Burmesescorpiops* Lourenço, 2016 from Cretaceous Burmese amber (Scorpiones: Palaeoscorpidae: Archaeoscorpinae).

Wilson R. Lourenço 1 – 5




Illustration de la couverture :

Burmesescorpiops velteni **sp. n.** in the stone (piece of amber).

Crédits:

Wilson R. Lourenço : Fig. 1-10.

Valérie Ngô-Muller : Fig. 11-16 & couverture.