



HAL
open science

Dearomatization of Pyridines: Photochemical Skeletal Enlargement for the Synthesis of 1,2-Diazepines

Elise Boudry, Flavien Bourdreux, Jérôme Marrot, Xavier Moreau, Clément Ghiazza

► **To cite this version:**

Elise Boudry, Flavien Bourdreux, Jérôme Marrot, Xavier Moreau, Clément Ghiazza. Dearomatization of Pyridines: Photochemical Skeletal Enlargement for the Synthesis of 1,2-Diazepines. 2024. hal-04400393

HAL Id: hal-04400393

<https://hal.science/hal-04400393>

Preprint submitted on 17 Jan 2024

HAL is a multi-disciplinary open access archive for the deposit and dissemination of scientific research documents, whether they are published or not. The documents may come from teaching and research institutions in France or abroad, or from public or private research centers.

L'archive ouverte pluridisciplinaire **HAL**, est destinée au dépôt et à la diffusion de documents scientifiques de niveau recherche, publiés ou non, émanant des établissements d'enseignement et de recherche français ou étrangers, des laboratoires publics ou privés.

Dearomatization of Pyridines: Photochemical Skeletal Enlargement for the Synthesis of 1,2-Diazepines

Elise Boudry, Flavien Bourdreux, Jérôme Marrot, Xavier Moreau,* Clément Ghiazza*

Institut Lavoisier de Versailles (ILV), Univ. Versailles-St-Quentin-en-Yvelines (UVSQ), Univ. Paris Saclay, UMR CNRS 8180, 78035 Versailles Cedex, France

E-mail: xavier.moreau@uvsq.fr and clement.ghiazza@uvsq.fr

Supporting Information Placeholder

ABSTRACT: In this report, we developed a unified and standardized one-pot sequence that converts pyridine derivatives into 1,2-diazepines by inserting a nitrogen atom. This skeletal transformation capitalizes on the *in situ* generation of 1-aminopyridinium ylides which rearrange under UV light irradiation. Thorough evaluation of the key parameters (wavelength, reaction conditions, activating agent) allowed us to elaborate a simple, mild and user-friendly protocol. The model reaction was extrapolated to more than 30 examples including relevant substrates affording unique 7-membered structures.

Heterocyclic scaffolds are ubiquitous in bioactive molecules and particularly coveted in drug design as they confer selectivity and valuable properties to a potential drug candidate.¹⁻³ Among them, pyridine-containing compounds could be found in a vast part of the FDA-approved bio-relevant molecules (**Figure 1A**).⁴⁻⁷ Indeed, this aromatic core can be prepared and modified in many efficient ways.⁸⁻⁹ On the other hand, 7-membered-ring azaheterocycles, like 1,2-diazepines, are much less studied.¹⁰ Having only one extra nitrogen-atom, these scaffolds are nevertheless in strike contrast. Reported syntheses of 1,2-diazepines exclusively rely on the combination of well-designed 1,5-dielectrophiles and hydrazine as the *N* – *N* bond formation is reputed to be challenging.¹⁰ The latter induces side-reactivities such as oligomerization, polyalkylation or even potential hydrolysis of the substrate. Therefore, it is not surprising to find this motif in a handful of bioactive substrates.¹¹⁻¹⁵ Among them, benzofused derivatives represent the vast majority as the aromatic ring restricts the conformation of the 1,5-dielectrophile, thus facilitating the key annellation step with hydrazine. In contrast, the synthesis of monocyclic 1,2-diazepines suffers from both a tedious protocol and inefficient purification.¹² However, 1,2-diazepines could be very compelling if one wants to modulate the geometry and/or the properties of a target compound. According to

the Hückel rule, 1,2-diazepine is non-aromatic and its planarity is disrupted offering the benefits in terms of selectivity of a tridimensional architecture.

Over the past years, many elegant strategies have emerged aiming at editing aromatic skeletons¹⁶⁻¹⁷ by inserting,¹⁸⁻²⁵ deleting,²⁶ or swapping atoms²⁷ in a short amount of time and steps (**Figure 1B**). Thus, one could rapidly evaluate the potential interest of drug analogs by interchanging the nature of one (or more) aromatic ring(s). This paradigm-shift would greatly accelerate drug discovery and prevent time-consuming and in-depth retrosynthetic analysis to access complex analogs through non-traditional disconnections.²⁸ Therefore, we wondered if pyridines could be seen as an abundant feedstock for the synthesis of 1,2-diazepines by developing a methodology to incorporate a nitrogen-atom into the pyridine core.

Early results from the 70s reported the photochemical rearrangement of 1-aminopyridinium ylides into 1,2-diazepines (**Figure 1C**).²⁹⁻³⁰ Several research groups slightly extended the scope of accessible 1,2-diazepines.³¹⁻³⁴ However, the tedious synthesis and isolation of the starting materials remained a significant drawback. Despite the indisputable interest of 1-aminopyridinium salts in organic synthesis,³⁵ this reaction remained a scientific curiosity and was never applied to any synthesis. In fact, we do believe this rearrangement is still underestimated due to the lack of experimental details regarding the photochemical setup. In addition, only few mechanistic evidences are reported which testifies a misunderstanding of the reaction. To tackle these hurdles, a unified and standardized protocol is required to ensure reproducibility. Based on this statement, we aim at developing a sequential protocol in which the photo-active 1-aminopyridinium ylide is generated *in situ* from pyridine derivatives; thus, unlocking the dearomative ring enlargement for the synthesis of 1,2-diazepines from readily available building blocks (**Figure 1D**).³⁶ In order to provide a general and user-friendly strategy, the key parameters of this transformation would be scrutinized.

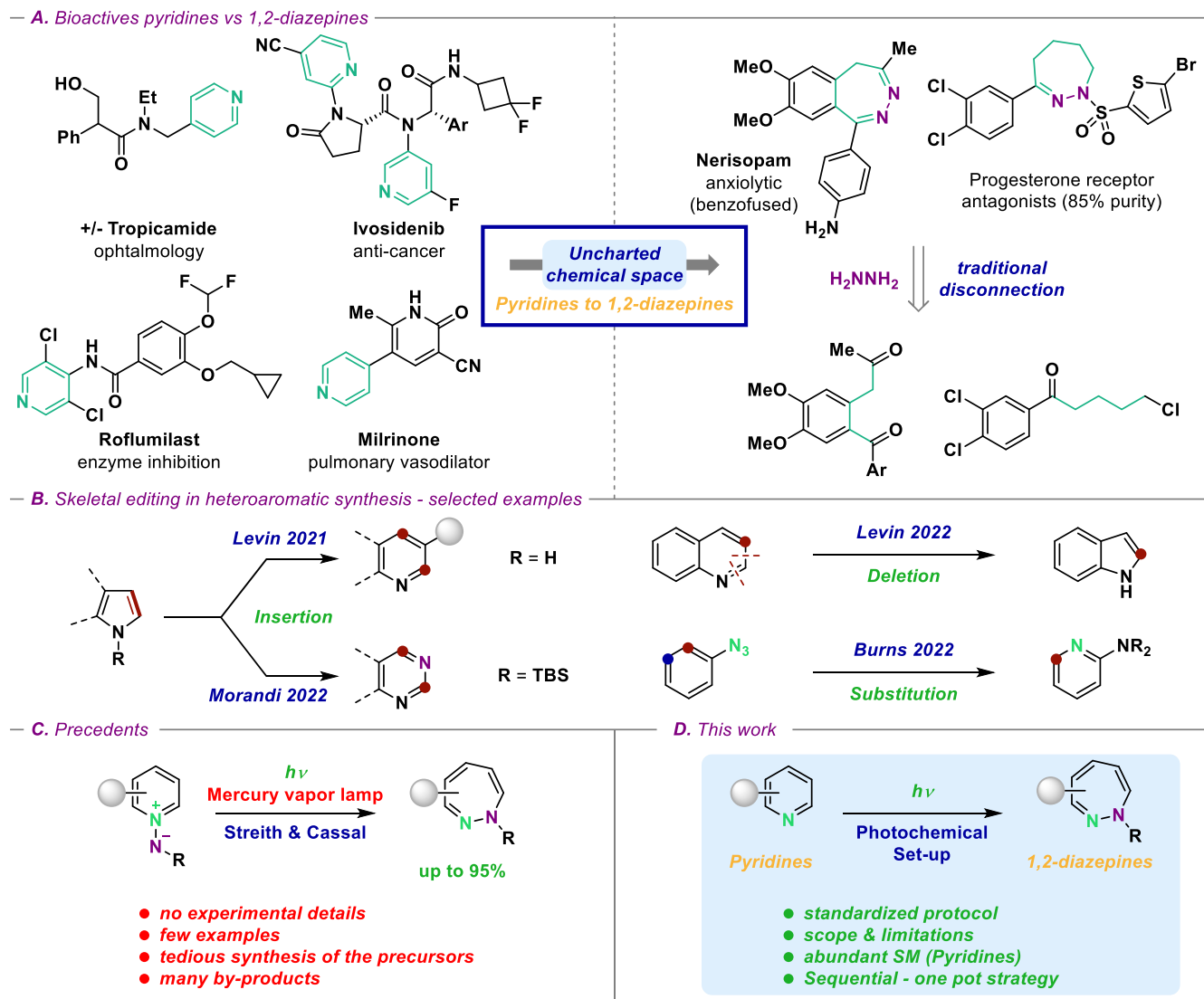


Figure 1. Context of the study.

Our investigations started by studying the optimal wavelength by UV-vis absorbance to trigger the photochemical rearrangement (**Figure 2A**).³⁷ Ylides bearing various substituents on the exocyclic nitrogen atom were prepared according to the reported procedures.³⁸⁻³⁹ In all the cases, an absorbance band was found between 330 and 370 nm in CH_2Cl_2 whose intensity decreases over time. Therefore, we monitored the conversion of one aminopyridinium ylide by ^1H NMR in deuterated DMSO by directly irradiating the solution at 365 nm with a coaxial optical fiber in the spectrometer. A first order decay of the starting material was clearly identified leading to the clean formation of a dearomatized product which turns out to be the corresponding 1,2-diazepine. In addition, several *para*-substituents were interrogated in a Hammett study (**Figure 2B**). In fact, electron-donating groups reacted faster furnishing the desired products as seen on the negative slope (see SI for kinetics).

We next turned our attention to the photochemical rearrangement of readily available and bench stable 1-aminopyridinium ylides (**Figure 2C**). Several representative substrates were prepared and isolated in order to assess the influence of the substituent on the negatively charge nitrogen atom (see SI for synthetic procedures). After a preliminary optimization phase, we found out that irradiation of ylides under UV light was very effective in both CH_2Cl_2 and DMSO, the latter ensuring a better solubility. First of

all, benzoyl derivatives bearing different substituents were engaged. In general, good to excellent yields were obtained after isolation of the desired 1,2-diazepines (**1** to **6**). Noteworthy, **1** was still isolated in 81% yield when 2 equivalents of TEMPO, a radical scavenger, were added in the reaction vessel. Moreover, the chlorinated analog **5** afforded suitable crystals for X-ray diffraction, thus confirming the structure of the product. Nonetheless, electron-withdrawing groups attached to the *para* or *ortho* position of the benzoyl core were detrimental for the outcome (**7** to **9**); in the case of a nitro group, the reactivity was switched off. This trend was confirmed when sulfonylated analogs were prepared. Although the corresponding diazepine **10** could be isolated in 59% yield and crystallized, one can observe the concomitant formation of both pyridine and tosylamide resulting from the *N*-*N* bond cleavage. Indeed, given the withdrawing nature of the tosyl group, this side reactivity follows the trend observed in the benzoyl series. Thus, replacing a methyl for a methoxy group in **11** to counterbalance the electronics seems to improve the yield. Already reported decades ago,²⁹⁻³⁰ we could achieve good yields of the 1,2-diazepine when carbamates derivatives were engaged in our photochemical setup (**12** and **13**). This feature is particularly interesting if one wants to functionalize the inserted nitrogen atom at will after a deprotection step. As expected, electron-deficient aromatic substituents like a 2,4-dinitrophenyl did not lead to the desired product **14**. In fact, the

irradiation of the parent ylide gave intractable crude mixtures in which the starting material could be detected in low amounts (ca 25%). Finally, the commercially available 1-aminopyridinium iodide **22** was engaged under the same protocol. Even in the presence of additives, the crude analyses showed no conversion, or, in the presence of triethylamine, a mixture of both the starting material and pyridine.

We next turned our attention to substituted pyridines and their impact on the selectivity during the photochemical rearrangement. As expected, when the C2-position is blocked either with a phenyl

or a methyl group, the insertion exclusively occurs between N1 and C6 as showed with compounds **16** and **17**. The ylide prepared from 2,6-lutidine failed to give the desired product **18** thus confirming the sensitivity of the reaction towards steric hindrance when both active sites are inaccessible. When the C3-position is substituted, two regioisomers are obtained, independently of the electronic nature of the corresponding substituent (**19** to **21**). In the case of **20**, the two different 1,2-diazepines were easily separated and the major product was unambiguously confirmed by X-ray diffraction. This result indicates that the selectivity is once again in favor of the less hindered reactive site.

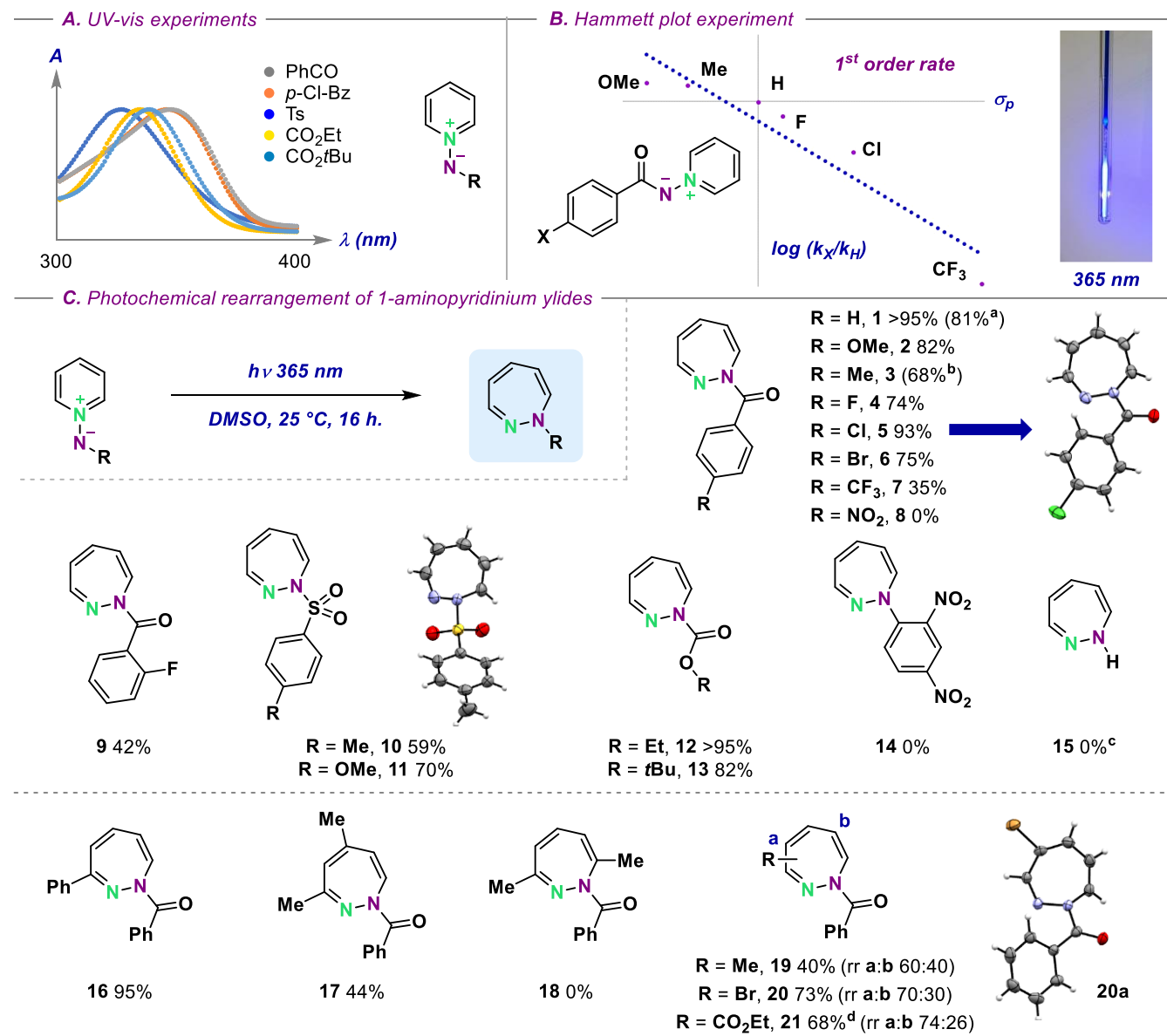


Figure 2. Optimization of the photochemical rearrangement. Isolated yields of pure products are reported. a) 2 equiv. of TEMPO were added. b) Neat compound **3** is unstable and rapidly decomposes. The yield of the pure material in solution was estimated by ¹H NMR spectroscopy. c) same outcome is observed if 1 equiv. of AcOH or NEt₃ is added. d) Obtained as an inseparable mixture.

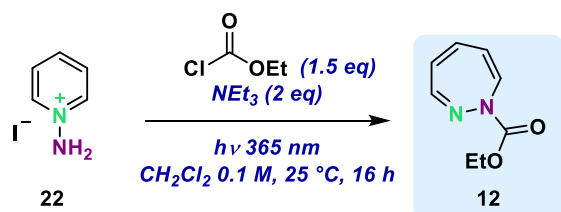
In order to develop a one-pot sequence to convert pyridines into 1,2-diazepines, we envisaged to generate the 1-aminopyridine ylide *in situ*. Based on our previous observations, the substrate **22** should remain intact under UV light irradiation. Furthermore, as some *N*-benzoyl-1,2-diazepines appear to be poorly stable (**2** and **3** especially; **1** to a lesser extent), we selected ethyl chloroformate and triethylamine as reactants to generate the corresponding ylide. To our delight, we rapidly identified CH₂Cl₂ as a good candidate to

perform both the generation of the ylide and the photochemical rearrangement as **12** was detected in the crude NMR in 78% yield (**Figure 3** top, inset table, entries 1 to 4). While DIPEA lead to a slight erosion of the yield, it remains quite efficient (entry 5). However, the use of inorganic bases like Cs₂CO₃ failed to improve the yield, mainly due to their poor solubility in CH₂Cl₂ (entry 6). Similarly, analogous activating agents such as PhCOCl or Boc₂O performed very well under these conditions giving the corresponding

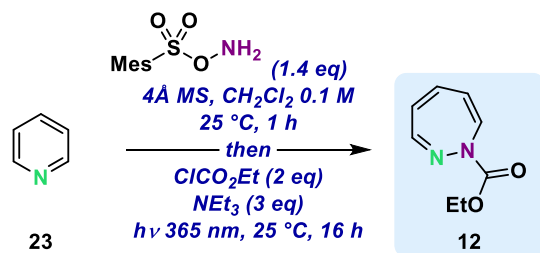
1,2-diazepines **1** and **13** in excellent isolated yields (entries 7 and 8). Finally, increasing the concentration allowed us to reduce the amount of CH₂Cl₂ while preparing **12** in similar yields (entry 9).

With these optimal conditions in hands, we had to find the most suitable aminating agent in order to elaborate a fully compatible protocol to convert pyridines into 1,2-diazepines in a single-flask operation (Figure 3 bottom, inset table). After questioning the literature (see details in SI), we selected **MSH** (*O*-(mesitylsulfonyl)hydroxylamine) for several reasons: a) it can be easily prepared in 2 steps from cheap and commercially available reactants and collected by filtration; b) as an hydrate, usually between 20 and 40% water, it is an air and moisture tolerant solid which could be stored under regular atmosphere for several days without any noticeable alteration (see SI for potential hazard).⁴⁰ Thus, we could generate the 1-aminopyridinium *in situ* from the parent pyridine **23** within an hour at 40 °C. Noteworthy, 4Å molecular sieves appeared to increase the yield although it is not mandatory to achieve synthetically useful yields. Taking advantage of our previous conditions, we achieve our goal of dearomatizing pyridine **23** via an *N*-atom insertion and we could isolate the desired product **12** in 84% yield.

One-pot synthesis of 1,2-diazepines from pyridines



Entries	Deviations	Yields
1	none	78%
2	DMSO instead of CH ₂ Cl ₂	30%
3	MeCN instead of CH ₂ Cl ₂	54%
4	THF instead of CH ₂ Cl ₂	20%
5	DIPEA instead of NEt ₃	61%
6	Cs ₂ CO ₃ instead of NEt ₃	43%
7	PhCOCl instead of ClCO ₂ Et (1)	84% ^a
8	Boc ₂ O instead of ClCO ₂ Et (13)	80% ^a
9	0.2 M	79% ^a



Entries	Deviations	Yields
1	none	46%
2	no 4Å MS	31%
3	1 st step: 40 °C	63%
4	1 st step: 40 °C and CH ₂ Cl ₂ 0.2 M	84% ^a

The scope and limitations of our protocol were explored (Figure 4). First, we found that several *N*-activators were compatible with our one-pot procedure including PhCOCl (**1**), Boc₂O (**13**), CbzCl (**24**) and even base-sensitive FmocCl (**25**). Alkylpyridines gave satisfactory results affording the desired diazepines; although the yield drops when the pyridine is substituted with a benzyl group in 4-position (**26** to **29**). Aromatic groups, including furan and thiophene, on the C2 carbon boded well under our conditions (**30** to **32**). We then questioned the functional group tolerance of our strategy. Indeed, nitrile (**33**), methoxy (**34**), ketones (**35**, **36** and **43**), esters (**37** and **41**), amides (**42**, **46** and **47**) or halogens (**38** to **40** and **46**) were all tolerated and smoothly reacted to afford the corresponding 1,2-diazepines in modest to very good yields. Worth mentioning, these examples highlight the undeniable interest of this methodology as it permits to access previously out-of-reach molecules. As stated before, the most straightforward route to make 1,2-diazepines capitalizes on the use of hydrazine, which can be incompatible and particularly challenging with electrophilic moieties or polycarbonylated fragments.

Only one 7-membered heterocycle is obtained when a 2- or 4-substituted pyridine is engaged. However, for 3-substituted substrates, both regioisomers were often obtained. In all cases, the selectivity is governed by the steric factors yielding preferentially the 4-substituted 1,2-diazepine (**40**, **41**, **42** and **45**). Therefore, one reaction enables the synthesis of up to 2 analogs with potentially different properties. Interestingly, compound **43** was isolated as sole isomer from the crude mixture. Pyridine bearing an aldoxime functional group could undergo the rearrangement although in low yield. In addition, the free OH group readily reacted with the ethyl chloroformate in excess. Electron-withdrawing groups in the C4 position inhibited the rearrangement;⁴¹ we could nonetheless isolate the unreacted ylide **48** with a good yield. In the case of 2-vinylpyridine, the double bond was well tolerated as we could not notice any side reactivity on the pending olefin (**49**). In contrast, the ethynyl derivative lead to the unexpected formation of a 1,2-diazepine bonded with a fused pyrazolo[1,5-*a*]pyridine ring in 80% yield (**50**).⁴² The structure of the latter was unambiguously unveiled by X-ray diffraction. Then, we engaged 2,2'-bipyridine with twice the amount of **MSH**, ethyl chloroformate and triethylamine. To our delight, we could easily separate the two main products **51** and **52** which turned out to result from one and two rearrangements respectively. Finally, we could successfully prepare the 1,2-diazepine-based analogs of some relevant complex molecules like loratadine **53** (antihistamine drug), an ester of cholesterol and niacin (vitamin B₃) **54**, a tyrosine derivative **55** (neurotransmitters synthesis) and bisacodyl **56** (laxative). Even though **53** was obtained in moderate yield, the unusual structure of this tricyclic scaffold comprising two contiguous 7-membered-rings makes it very challenging to prepare with another route.

Figure 3. One-pot synthesis of 1,2-diazepines. a) Isolated yields of pure products are reported.

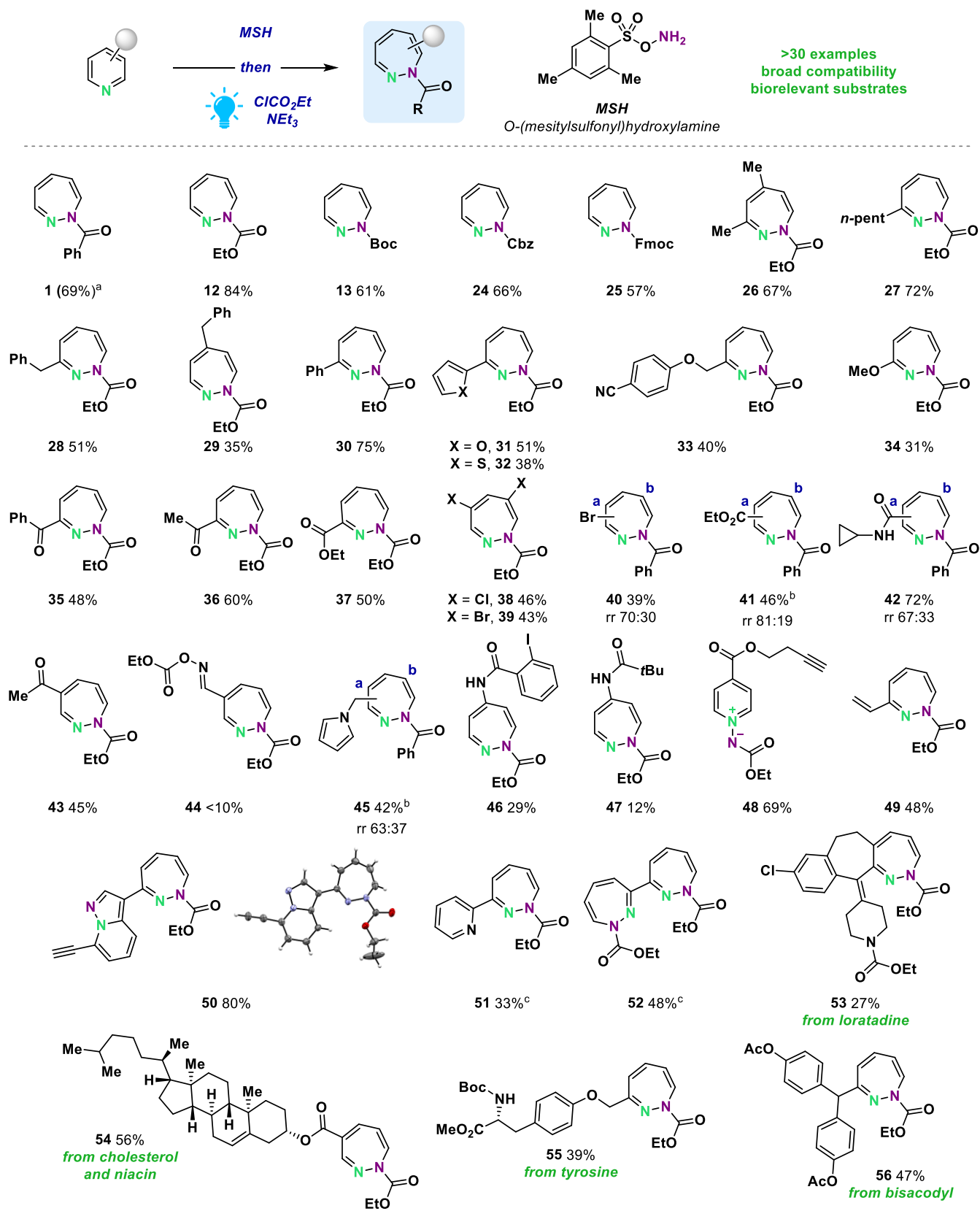


Figure 4. Substrate scope. Isolated yields of the pure products are reported. a) Yield determined by ¹H qNMR spectroscopy with mesitylene as internal standard. b) Obtained as an inseparable mixture. c) **MSH** (2.8 equiv.), ClCO₂Et (4 equiv.), NEt₃ (6 equiv.).

In conclusion, we have established a unified protocol using commercially available resources and easily prepared reagents to

dearomatize pyridine derivatives by inserting nitrogen-atoms within the aromatic core. The ring expansion is triggered by the

photochemical activation of 1-aminopyridinium ylides formed *in situ*. The synthesized products, even the simplest ones, were previously out-of-reach due to the lack of efficient methods to selectively prepare 1,2-diazepines. In fact, our protocol can be applied to pharmaceuticals to prepare the 7-membered-ring analogs in a short amount of time and thus accelerate the discovery of potential drug candidates. Further transformations involving the formed 1,2-diazepines are currently under study in our group.

ASSOCIATED CONTENT

Supporting Information

The Supporting Information is available free of charge on the ACS Publications website.

Experimental procedures, characterization data, NMR experiments, crystallographic data (PDF)

Accession Codes

CCDC 2279846, 2279847, 2279848, 2279849 and 2279850 contain the supplementary crystallographic data for this paper. These data can be obtained free of charge via www.ccdc.cam.ac.uk/data_request/cif, or by emailing data_request@ccdc.cam.ac.uk, or by contacting The Cambridge Crystallographic Data Centre, 12 Union Road, Cambridge CB2 1EZ, UK; fax: +44 1223 336033.

AUTHOR INFORMATION

Corresponding Author

Clément Ghiazza – Institut Lavoisier de Versailles (ILV), Univ. Versailles-St-Quentin-en-Yvelines, Univ Paris Saclay, UMR CNRS 8180, 78035 Versailles Cedex, France.

ORCID: 0000-0002-1264-2559; email: clement.ghiazza@uvsq.fr

Notes

The authors declare no competing financial interests.

ACKNOWLEDGMENT

Financial support for this work was provided by the Centre National de la Recherche Scientifique (CNRS), Université de Versailles-St-Quentin-en-Yvelines (UVSQ), Université Paris Saclay (UPSaclay). This work was also supported by ANR PIA funding: ANR-20-IDEE-0002 and as part of France 2030 program ANR-11-IDEX-0003, awarded by the Graduate School Chemistry of the Université Paris-Saclay. Aurélie Damond is acknowledged for her support with mass spectrometry. We specially thank Dr. J. Cornella for insightful discussions and unwavering support.

REFERENCES

- Lovering, F.; Bikker, J.; Humblet, C., Escape from Flatland: Increasing Saturation as an Approach to Improving Clinical Success. *J. Med. Chem.* **2009**, *52* (21), 6752-6756.
- Gomtsyan, A., Heterocycles in drugs and drug discovery. *Chem. Heterocycl. Compd.* **2012**, *48* (1), 7-10.
- Taylor, A. P.; Robinson, R. P.; Fobian, Y. M.; Blakemore, D. C.; Jones, L. H.; Fadeyi, O., Modern advances in heterocyclic chemistry in drug discovery. *Org. Biomol. Chem.* **2016**, *14* (28), 6611-6637.
- Baumann, M.; Baxendale, I. R., An overview of the synthetic routes to the best selling drugs containing 6-membered heterocycles. *Beilstein J. Org. Chem.* **2013**, *9*, 2265-2319.
- Vitaku, E.; Smith, D. T.; Njardarson, J. T., Analysis of the Structural Diversity, Substitution Patterns, and Frequency of Nitrogen Heterocycles among U.S. FDA Approved Pharmaceuticals. *J. Med. Chem.* **2014**, *57* (24), 10257-10274.
- Bhutani, P.; Joshi, G.; Raja, N.; Bachhav, N.; Rajanna, P. K.; Bhutani, H.; Paul, A. T.; Kumar, R., U.S. FDA Approved Drugs from 2015–June 2020: A Perspective. *J. Med. Chem.* **2021**, *64* (5), 2339-2381.
- Ling, Y.; Hao, Z.-Y.; Liang, D.; Zhang, C.-L.; Liu, Y.-F.; Wang, Y., The Expanding Role of Pyridine and Dihydropyridine Scaffolds in Drug Design. *Drug Des. Devel. Ther.* **2021**, *15*, 4289-4338.
- Joule, J. A.; Mills, K., *Heterocyclic chemistry*. 5th ed.; Wiley: Hoboken, N.J., **2009**.
- Josephitis, C. M.; Nguyen, H. M. H.; McNally, A., Late-Stage C–H Functionalization of Azines. *Chem. Rev.* **2023**, *123* (12), 7655-7691.
- Meagher, T. P.; Murugan, R., 13.04 - 1,2-Diazepines. In *Comprehensive Heterocyclic Chemistry III*, Katritzky, A. R.; Ramsden, C. A.; Scriven, E. F. V.; Taylor, R. J. K., Eds. Elsevier: Oxford, **2008**; pp 143-160.
- Gitto, R.; Orlando, V.; Quartarone, S.; De Sarro, G.; De Sarro, A.; Russo, E.; Ferreri, G.; Chimirri, A., Synthesis and Evaluation of Pharmacological Properties of Novel Annulated 2,3-Benzodiazepine Derivatives. *J. Med. Chem.* **2003**, *46* (17), 3758-3761.
- Wiethe, R. W.; Stewart, E. L.; Drewry, D. H.; Gray, D. W.; Mehbob, A.; Hoekstra, W. J., Array synthesis of progesterone receptor antagonists: 3-Aryl-1,2-diazepines. *Bioorg. Med. Chem. Lett.* **2006**, *16* (14), 3777-3779.
- Arán, V. J.; Kaiser, M.; Dardonville, C., Discovery of nitroheterocycles active against African trypanosomes. In vitro screening and preliminary SAR studies. *Bioorg. Med. Chem. Lett.* **2012**, *22* (14), 4506-4516.
- Espahbodinia, M.; Ettari, R.; Wen, W.; Wu, A.; Shen, Y.-C.; Niu, L.; Grasso, S.; Zappalà, M., Development of novel N-3-bromoisoxazolin-5-yl substituted 2,3-benzodiazepines as noncompetitive AMPAR antagonists. *Bioorg. Med. Chem.* **2017**, *25* (14), 3631-3637.
- Assimon, V. A.; Tang, Y.; Vargas, J. D.; Lee, G. J.; Wu, Z. Y.; Lou, K.; Yao, B.; Menon, M.-K.; Pios, A.; Perez, K. C.; Madriaga, A.; Buchowiecki, P. K.; Rolfe, M.; Shawver, L.; Jiao, X.; Le Moigne, R.; Zhou, H.-J.; Anderson, D. J., CB-6644 Is a Selective Inhibitor of the RUVBL1/2 Complex with Anticancer Activity. *ACS Chem. Biol.* **2019**, *14* (2), 236-244.
- Joynson, B. W.; Ball, L. T., Skeletal Editing: Interconversion of Arenes and Heteroarenes. *Helv. Chim. Acta* **2023**, *106* (3), e202200182.
- Liu, Z.; Sivaguru, P.; Ning, Y.; Wu, Y.; Bi, X., Skeletal Editing of (Hetero)Arenes Using Carbenes. *Chem. Eur. J.* **2023**, e202301227.
- Siddiqi, Z.; Wertjes, W. C.; Sarlah, D., Chemical Equivalent of Arene Monooxygenases: Dearomative Synthesis of Arene Oxides and Oxepines. *J. Am. Chem. Soc.* **2020**, *142* (22), 10125-10131.
- Dherange, B. D.; Kelly, P. Q.; Liles, J. P.; Sigman, M. S.; Levin, M. D., Carbon Atom Insertion into Pyrroles and Indoles Promoted by Chlorodiazirines. *J. Am. Chem. Soc.* **2021**, *143* (30), 11337-11344.
- Hyland, E. E.; Kelly, P. Q.; McKillop, A. M.; Dherange, B. D.; Levin, M. D., Unified Access to Pyrimidines and Quinazolines Enabled by N–N Cleaving Carbon Atom Insertion. *J. Am. Chem. Soc.* **2022**, *144* (42), 19258-19264.
- Kelly, P. Q.; Filatov, A. S.; Levin, M. D., A Synthetic Cycle for Heteroarene Synthesis by Nitride Insertion. *Angew. Chem. Int. Ed.* **2022**, *61* (46), e202213041.
- Piacentini, P.; Bingham, T. W.; Sarlah, D., Dearomative Ring Expansion of Polycyclic Arenes. *Angew. Chem. Int. Ed.* **2022**, *61* (36), e202208014.
- Reisenbauer, J. C.; Green, O.; Franchino, A.; Finkelstein, P.; Morandi, B., Late-stage diversification of indole skeletons through nitrogen atom insertion. *Science* **2022**, *377* (6610), 1104-1109.
- Finkelstein, P.; Reisenbauer, J. C.; Botlik, B. B.; Green, O.; Florin, A.; Morandi, B., Nitrogen atom insertion into indenes to access isoquinolines. *Chem. Sci.* **2023**, *14* (11), 2954-2959.
- Joynson, B. W.; Cumming, G. R.; Ball, L. T., Photochemically Mediated Ring Expansion of Indoles and Pyrroles with Chlorodiazirines: Synthetic Methodology and Thermal Hazard Assessment. *Angew. Chem. Int. Ed.* **2023**, e202305081.
- Woo, J.; Christian, A. H.; Burgess, S. A.; Jiang, Y.; Mansoor, U. F.; Levin, M. D., Scaffold hopping by net photochemical carbon deletion of azaarenes. *Science* **2022**, *376* (6592), 527-532.
- Patel, S. C.; Burns, N. Z., Conversion of Aryl Azides to Aminopyridines. *J. Am. Chem. Soc.* **2022**, *144* (39), 17797-17802.
- Blakemore, D. C.; Castro, L.; Churcher, I.; Rees, D. C.; Thomas, A. W.; Wilson, D. M.; Wood, A., Organic synthesis provides opportunities to transform drug discovery. *Nat. Chem.* **2018**, *10* (4), 383-394.

29. Streith, J.; Cassal, J.-M., Photochemical Synthesis of Ethyl 1 H-Diazepine-1-carboxylate. *Angew. Chem. Int. Ed.* **1968**, *7* (2), 129-129.
30. Streith, J.; Cassal, J. M., Synthèse photochimique de (1-H)-diazepines-1,2.II. (1). *Tetrahedron Lett.* **1968**, *9* (43), 4541-4544.
31. Balasubramanian, A.; McIntosh, J. M.; Snieckus, V., Photoisomerization of 1-iminopyridinium ylides to 1 (1H), 2-diazepines. *J. Org. Chem.* **1970**, *35* (2), 433-438.
32. Tsuchiya, T.; Kurita, J.; Igeta, H.; Snieckus, V., Photochemical synthesis of 1H-1,2-benzodiazepines from N-iminoquinolinium ylide dimers. *J. Chem. Soc., Chem. Commun.* **1974**, (16), 640-641.
33. Tsuchiya, T.; Kurita, J.; Snieckus, V., General photochemical synthesis of 1H-1,2-benzodiazepines from N-iminoquinolinium ylide dimers. *J. Org. Chem.* **1977**, *42* (11), 1856-1862.
34. Kurita, J.; Enkaku, M.; Tsuchiya, T., Studies on Diazepines. XIX. Photochemical Synthesis of 2, 3-Benzodiazepines from Isoquinoline N-Imides. *Chem. Pharm. Bull.* **1982**, *30* (10), 3764-3769.
35. Roychowdhury, P.; Samanta, S.; Tan, H.; Powers, D. C., N-Amino pyridinium salts in organic synthesis. *Org. Chem. Front.* **2023**, *10* (10), 2563-2580.
36. This work has been published during the preparation of our manuscript: Wang, H.; Shao, H.; Das, A.; Dutta, S.; Chan, H. T.; Daniliuc, C.; Houk, K. N.; Glorius, F., Dearomative ring expansion of thiophenes by bicyclobutane insertion. *Science* **2023**, *381* (6653), 75-81.
37. Gleiter, R.; Schmidt, D.; Streith, J., The UV.-spectrum and the photochemical properties of 1-ethoxycarbonylimino-pyridinium ylide. *Helv. Chim. Acta* **1971**, *54* (6), 1645-1651.
38. Legault, C.; Charette, A. B., Highly Efficient Synthesis of O-(2,4-Dinitrophenyl)hydroxylamine. Application to the Synthesis of Substituted N-Benzoyliminopyridinium Ylides. *J. Org. Chem.* **2003**, *68* (18), 7119-7122.
39. Legault, C. Y., N-(Benzoylimino)pyridinium Betaine (NAPBz). In *Encyclopedia of Reagents for Organic Synthesis (EROS)*, **2011**.
40. Boche, G.; Mendiola, J.; Rincón, J. A.; Mateos, C.; Soriano, J. F.; de Frutos, Ó., O-(Mesitylsulfonyl)hydroxylamine. In *Encyclopedia of Reagents for Organic Synthesis (EROS)*, **2011**.
41. Streith, J., The Photochemistry of Aromatic-N-Ylides. Rearrangement and Fragmentation Patterns. In *Photochemistry-6*, Gilbert, A., Ed. Pergamon: **1977**; pp 305-315.
42. Kumar, R.; Chaudhary, S.; Kumar, R.; Upadhyay, P.; Sahal, D.; Sharma, U., Catalyst and Additive-Free Diastereoselective 1,3-Dipolar Cycloaddition of Quinolinium Imides with Olefins, Maleimides, and Benzynes: Direct Access to Fused N,N'-Heterocycles with Promising Activity against a Drug-Resistant Malaria Parasite. *J. Org. Chem.* **2018**, *83* (19), 11552-11570.

In this report, we developed a unified and standardized one-pot sequence that converts pyridine derivatives into 1,2-diazepines by inserting a nitrogen atom. This skeletal transformation capitalizes on the *in situ* generation of 1-aminopyridinium ylides which rearrange under UV light irradiation. Thorough evaluation of the key parameters (wavelength, reaction conditions, activating agent) allowed us to elaborate a simple, mild and user-friendly protocol. The model reaction was extrapolated to more than 30 examples including relevant substrates affording unique 7-membered structures.

