



**HAL**  
open science

# Impact of a corporate social responsibility message on consumers' sustainable behaviours and purchase intentions

D. Louis, C. Lombart

► **To cite this version:**

D. Louis, C. Lombart. Impact of a corporate social responsibility message on consumers' sustainable behaviours and purchase intentions. *Corporate Social Responsibility and Environmental Management*, 2024, 31 (1), 10.1002/csr.2587 . hal-04386727

**HAL Id: hal-04386727**

**<https://hal.science/hal-04386727>**

Submitted on 18 Jan 2024

**HAL** is a multi-disciplinary open access archive for the deposit and dissemination of scientific research documents, whether they are published or not. The documents may come from teaching and research institutions in France or abroad, or from public or private research centers.

L'archive ouverte pluridisciplinaire **HAL**, est destinée au dépôt et à la diffusion de documents scientifiques de niveau recherche, publiés ou non, émanant des établissements d'enseignement et de recherche français ou étrangers, des laboratoires publics ou privés.



Distributed under a Creative Commons Attribution - NonCommercial - ShareAlike 4.0 International License

# **Impact of a corporate social responsibility message on consumers' sustainable behaviours and purchase intentions**

## **Abstract**

This study investigates the impact of a water brand's CSR message highlighting the brand's environmental concerns on brand-related variables (attitude towards the brand and CSR) and consumer-related variables (consumer efforts to adopt sustainable behaviours and well-being). A research model is proposed, and the relationships postulated are tested on 414 French consumers. The study establishes the effectiveness of this kind of CSR messaging in influencing French consumers to purchase and recommend a particular brand. It then shows the direct and indirect ways in which a brand's CSR messaging can improve consumers' behavioural intentions (i.e. intentions to purchase the brand's products and to recommend the brand and/or its products). It also underscores that brand-related variables contribute to increasing brands', and thus companies', business performance, whereas consumer-related variables contribute to increasing their social performance. Finally, the REBUS-PLS method emphasises the existence of several consumer groups and identifies the core target customer groups on which companies should focus their communication efforts.

## **Key words**

CSR; CSR message; sustainable behaviours; purchase intentions; well-being

## **To be cited as:**

**Louis D. and Lombart C. (2024), "Impact of a corporate social responsibility message on consumers' sustainable behaviours and purchase intentions", *Corporate Social Responsibility and Environmental Management*, 31, 579-599.**

## Introduction

The concept of sustainability corresponds to satisfying the needs of the present without compromising the resources of future generations<sup>1</sup>. As a result of the deterioration in the natural environment and working conditions, sustainability is becoming increasingly important for society, policymakers, companies and consumers (Kolk, 2016). Consumers comprise part of the fundamental axis of pressure and action for sustainable practices (Luthra *et al.*, 2016; Hwang and Kim, 2018). In France, 85% of consumers expect companies and their brands to contribute to society's well-being. More specifically, 67% think that companies should contribute to a country's economy, 49% to training young people to enter the labour market and 26% to participating in the environmental transition<sup>2</sup>.

Consequently, most companies engage in positive environmental and/or social activities and communicate, through corporate social responsibility (CSR) messages, about these activities. Companies' successful implementation and communication of their CSR activities contributes to improving their perceived CSR (Du *et al.*, 2010; Lee *et al.*, 2019) and differentiating themselves from their competitors (Alniacik *et al.*, 2011; Chakraborty and Jha, 2019; Melé *et al.*, 2020). It also encourages consumers to behave favourably towards them via their purchase and word-of-mouth intentions towards their brands (Elg and Hultman, 2016; Aramburu and Pescador, 2019; Latif *et al.*, 2020), which will improve their business performance.

Some companies also prompt consumers to engage in more responsible practices (White *et al.*, 2019). It is essential that companies commit to sustainable practices; however, their activities must also be accompanied by consumers' commitment to sustainable behaviours through the purchase and consumption of products that minimise the use of natural resources (Young *et al.*, 2010) to improve individuals' quality of life (Niinimäki and Hassi, 2011). In France, consumers consider the stakeholders who should promote sustainable behaviours the most to be manufacturers, producers (56%), consumers themselves (55%), retailers (51%) and, lastly, public authorities (47%)<sup>3</sup>. Thus, CSR can increase not only companies' business performance but also their social performance (Dang *et al.*, 2020). According to Wood (1991), performance can be financial, environmental or social.

Nevertheless, research on CSR has mainly focused on the effects of companies' CSR activities on their financial performance (Barauskaite *et al.*, 2021; Coelho *et al.*, 2023). There has been

---

<sup>1</sup> <https://www.un.org/en/academic-impact/sustainability>

<sup>2</sup> <https://www.opinion-way.com/fr/sondage-d-opinion/sondages-publies/barometre-opinionway-et-kea-partners-les-entreprises-et-les-consommateurs-face-a-la-transition-ecologique-et-sociale-fevrier-2022/download.html>

<sup>3</sup> <https://kisaco.io/wp-content/uploads/Conference-Press-Kisaco-Conso-Resp-202102-.pdf>

little research focusing on how a company's CSR activities generate social performance (e.g. raising consumers' awareness of sustainable issues, facilitating behavioural changes beneficial to consumers and society) (Lee *et al.*, 2019; Dang *et al.*, 2020). Moreover, research on CSR has mainly worked at the company level (Abid and Moulins, 2015; Santini *et al.*, 2021), whereas in consumer markets, companies generally focus their budgets on promoting their brands rather than their company name (Kay, 2006). In this regard, companies want to build consumers' preferences for their brands through continuous advertising and marketing campaigns (Kronrod and Huber, 2019).

Considering the above-mentioned research context, this study's objective is to investigate the impacts of CSR messaging on brand and consumer-related variables and the relationships between these variables. The chosen CSR message highlights the concerns a French water brand has for the environment. A research model is proposed that includes brand-related (attitude towards the brand and CSR) and consumer-related variables (consumer efforts to adopt sustainable behaviours and well-being). The direct and indirect impacts of the brand- and consumer-related variables on behavioural intentions (i.e. intentions to purchase the brand's products and to recommend the brand and/or its products), which is the final dependent variable of the research model, are investigated. The proposed research model and the relationships postulated are tested on 414 French consumers. Lastly, the response-based procedure for detecting unit segments in partial least squares (REBUS-PLS) path modelling, as proposed by Esposito Vinzi *et al.* (2008), are used to test for unobserved heterogeneity in these data. Indeed, as indicated by Lerro *et al.* (2018), consumers may have heterogeneous preferences for CSR in the food industry.

From a theoretical perspective, this study complements previous research by focusing on brand CSR, which generally includes several different brands, instead of the CSR of the entire company. It offers an integrative model that identifies the causal links, through brand and/or consumer-related variables, between CSR messaging and consumers' behavioural intentions. It thus complements the literature by integrating brand-related variables that contribute to increasing brands', and thus companies', business performance and consumer-related variables that contribute to increasing their social performance. From a managerial perspective, this study indicates how a brand's CSR messaging influences consumers' behavioural intentions (i.e. intentions to purchase the brand's products and to recommend the brand and/or its products). It shows how the perceived CSR of a brand, resulting from CSR messaging, can also increase the social value of brands, and thus companies.

In the remainder of this article, we focus on CSR and CSR communication. We begin by presenting the research model and hypotheses. We then describe the methodology used and the results obtained. The paper concludes with a discussion of the study's contributions, limitations and future avenues of research.

## **Literature review**

### *Corporate Social Responsibility: definition and consequences*

We should start by distinguishing the two main points of view of companies' responsibilities. According to shareholders' point of view, such responsibilities are principally to maximise their profits within the boundaries of the law (Levitt, 1958; Friedman, 1970). The stakeholder point of view adopts a broader scope of companies' responsibilities. Freeman's (1984) stakeholder theory posits that a company integrates several stakeholders that have, or claim, rights and interests in the company and its activities. Under this framework, anyone who can have an impact on a company's objectives or be affected by its realisation is considered a stakeholder. A company's activities may affect, directly or indirectly, the well-being of different stakeholders, such as shareholders, the government, the environment, employees, consumers, suppliers, local communities and society in general. Each stakeholder group has its own expectations of the company, which will have an impact on the company's success. In this study, we adopt the stakeholder point of view and focus on a specific stakeholder, namely, consumers. Consumers are key stakeholders because they act as both recipients and judges of companies' CSR activities when making purchase decisions (Mohr *et al.*, 2001; Aksak *et al.*, 2016).

Thus, CSR is a topic of great importance on which to focus (DiRusso and Myrick, 2021). Companies are under increasing pressure to adopt responsible activities (Ettinger *et al.*, 2021), and they implement different CSR activities to indicate to stakeholders (i.e. consumers, in this study) that they respect, in addition to their brands, the environment and society (Royne *et al.*, 2012; Nyilasy *et al.*, 2013; Orazi and Chan, 2018). CSR has been defined in various ways. In this study, we refer to the following definition, which was proposed by Chakraborty and Jha (2019) in their state-of-the-art literature review, that pertains to the stakeholder point of view: *'The practice of favoring altruism over materialism, thinking beyond the shareholder to encompass all the stakeholders and giving back or maintaining the resources from where they are accrued'* (p.428). This definition is in line with Mohr *et al.*'s (2001) statement stressing that CSR is *'a company's commitment to minimizing or eliminating any harmful effects and maximizing its long-run beneficial impact on society'* (p.47).

Several impacts of CSR on companies' performance and stakeholders' (i.e. consumers, in this study) responses have been highlighted in previous research. First, the relationship between companies' CSR and financial performance has been extensively studied, but still, the results have been inconsistent and sometimes contradictory. A positive or neutral relationship between CSR and financial results has been obtained in most studies, whereas negative links have been identified less frequently (see Barauskaite *et al.*, 2021; Coelho *et al.*, 2023 and their systematic literature reviews). CSR also enables companies to improve their image (Lee *et al.*, 2022; Zhang, 2022; Nguyen *et al.*, 2023), brand-equity (Kang and Hur, 2012; Nguyen *et al.*, 2023), reputation (Bianchi *et al.*, 2019; Park, 2019; Lee *et al.*, 2022) and competitive advantage (Du *et al.*, 2011; Currás-Pérez, *et al.*, 2018). Lastly, several studies have indicated that companies' investment in CSR activities has either a direct or an indirect impact on consumer satisfaction (Rivera *et al.*, 2016; Bianchi *et al.*, 2019; Zhang, 2022; Nguyen *et al.*, 2023), trust (Abid *et al.*, 2020; Lee *et al.*, 2022; Nguyen *et al.*, 2023), attitude (Park, 2019; Rathore *et al.*, 2023) and behavioural intentions (Bianchi *et al.*, 2019; Melé *et al.*, 2020; Zhang, 2022; Rathore *et al.*, 2023). In their recent meta-analyses, Santini *et al.* (2021) established positive links between CSR and brand awareness, brand preference, corporate credibility, loyalty, word-of-mouth, trust and purchase intentions and Velte (2022) indicated that CSR improves customer relationship quality and leads to greater loyalty.

#### *CSR communication and messages: definition and consequences*

CSR communication refers to the ways 'companies present their CSR principles and practices to the public and investors' (Tang and Li, 2009, p.200) and is a critical aspect for companies to influence consumers' perceptions and behaviours towards them and their brands (Rahbar and Wahid, 2011; Edinger-Schons *et al.*, 2018). Podnar (2008) described CSR communication as 'a process of anticipating stakeholders' expectations, articulation of CSR policy and managing of different organization communication tools designed to provide true and transparent information about a company's or a brand's integration of its business operations, social and environmental concerns, and interactions with stakeholders' (p.75). Thus, in addition to the importance of investing in their CSR activities, companies should also recognise the importance of communicating through CSR messaging these activities to consumers, who comprise the stakeholder under study in this research (Abdelmoety *et al.*, 2022). Companies' investment in CSR activities will have little benefit if consumers are unaware of such activities (Du *et al.*, 2010).

Consequently, considering the benefits derived from communicating them, CSR activities should be widely disseminated (Gilal *et al.*, 2023). Indeed, CSR messaging can foster consumers' attitudes towards companies/brands (Folse *et al.*, 2010) and their identification with them (Su and Swanson, 2017). CSR messaging can also improve companies' image (Chen and Huang, 2018) and reputation (Diallo and Lambey-Checchin, 2015). Lastly, CSR messaging can have positive impacts on consumer trust (Diallo and Lambey-Checchin, 2015), satisfaction (Park *et al.*, 2017), attitudinal loyalty (Plewa *et al.*, 2015) and behavioural loyalty, such as on purchase (Deng and Xu, 2015) and word of mouth (Su, Pan and Chen, 2017) intentions. Since effective CSR messaging could eventually have a favourable impact on the image and profitability of companies (Du *et al.*, 2010; Vitell, 2015), the use of CSR messaging to influence consumers' perceptions and behaviours is becoming increasingly popular (Gangadharbatla *et al.*, 2022). However, consumers' response and CSR message processing may be influenced by company characteristics, such as the fit between its business activity and its CSR activities (Koschate-Fischer *et al.*, 2015) or its attributions towards CSR (Skarmeas and Leonidou, 2013). Consumers' scepticism towards CSR messaging (Skarmeas and Leonidou, 2013) may also limit or have a negative impact on their favourable response (Connors *et al.*, 2017; Mendini *et al.*, 2018; Yin and Chen, 2020) and, more broadly, sustainable habits (Carrington *et al.*, 2014) and profiles (Medina *et al.*, 2021). Besides, the level of consumers' familiarity with a brand may also have an impact on their responses (e.g., attitudes towards the message, the brand and purchase intentions) (Türkel *et al.*, 2015).

### **Research model and hypotheses**

When companies communicate their CSR activities through CSR messaging, they rely on signalling theory. Signalling theory was initially used to explain how individuals communicate information to one another in the context of uncertainty (Spence, 1973, 2020). The sender uses various signals to convey information and influence the receiver's reactions. Signalling theory has since been extensively adopted in the marketing field to explain how companies use extrinsic cues (i.e. messages) to convey information to consumers about their CSR activities and to affect consumers' perceptions and behaviours.

Given that this study focuses on how consumers react to a CSR message, three main constructs linked to advertising effectiveness will be considered, namely, consumers' attitude towards an ad, their attitude towards a brand and their behavioural intentions towards the brand (MacKenzie *et al.*, 1986; MacKenzie and Lutz, 1989). Attitude is defined as a consumer's evaluation of a particular stimulus (in this research, a CSR message and a brand). Specifically,

this research examines consumers' attitude towards an ad, to understand how they perceive a CSR message, and attitude toward a brand. The consumers' behavioural intentions examined are their intentions to purchase the brand's products and to recommend the brand and/or its products (Zeithaml *et al.*, 1996).

According to signalling theory (Spence, 1973, 2002) applied in the field of marketing, companies may send various signals to influence consumers' perceptions and behaviours. Celani and Singh (2011) showed that conveying positive cues about brands can improve consumers' perceptions with regard to corporate reputation. Similarly, Öberseder *et al.* (2014) argued that retailers that communicate information on relevant activities burnish their CSR reputation. Thus, retailers who convey information on their CSR commitments and activities signal to consumers that they may be considered socially responsible companies. Focusing on image, Mahrinasari (2019) and Lee et Lin (2022) showed that CSR communication has a positive effect on corporate image. In the same vein, Zhao *et al.* (2020) suggested a link between consumers' receptiveness to a company's CSR communication strategies and their perceptions of its CSR.

Considering these works, we propose the following hypothesis:

H1: Consumers' attitude towards a CSR message has a positive influence on their perceptions of the CSR of the brand mentioned in the message.

Studies of advertising effectiveness have postulated the positive impact of consumers' attitude towards an advertisement on their attitude towards the brand featured in the advertisement (MacKenzie *et al.*, 1986; MacKenzie and Lutz, 1989). Several studies have therefore confirmed that a positive evaluation of an ad by consumers can be transferred to the brand by creating a positive attitude towards the brand for which the ad is made (Varnali, 2014; Ozcelik and Varnali, 2019; Rhee and Jung, 2019). Studies on advertising effectiveness have also postulated the positive impact of consumers' attitude towards the brand featured in an advertisement on their behavioural intentions (e.g. their intentions to purchase the brand's products and/or to recommend the brand and/or its products) (MacKenzie *et al.*, 1986; MacKenzie and Lutz, 1989). Moreover, studies of the theory of planned behaviour (Fishbein and Ajzen, 1975) have provided strong empirical support for this assumption. They have identified a significant and consistent relationship between attitude towards the brand and behavioural intentions (Lee *et al.*, 2017; Ozcelik and Varnali, 2019).

In the CSR field, Türkel *et al.* (2015) were the first to hypothesise, although they did not test, the positive links between CSR messaging and consumer attitude towards the communicated message and between CSR messaging and consumer attitude towards the brands behind the



message. Del Mar García-De los Salmenes and Perez (2018) indicated that consumer attitude towards a CSR advertisement (i.e. the corporate philanthropy dimension) has a positive influence on consumer attitude towards the brand being advertised. Lastly, Cheng *et al.* (2021) indicated that customer-related CSR activities on social media have a positive impact on consumer attitude towards brands and behavioural intentions, such as E-WOM (word-of-mouth) and purchase intentions. They also showed that brand attitude mediates the relationship among customer-related CSR, E-WOM and purchase intentions.

Hence, we propose the following hypotheses:

H2: Consumers' attitude towards a CSR message has a positive influence on their attitude towards the brand mentioned in the message.

H3: Consumers' attitude towards the brand mentioned in a CSR message has a positive influence on their behavioural intentions towards the brand.

CSR helps companies to establish their reputation and a positive image in consumers' minds (Singh, 2016). Consumers may perceive companies using CSR as socially responsible, and those who care about ethical behaviours may identify with the companies and consider themselves members of a group that engages with socially responsible companies (Singh, 2016). Consequently, companies' CSR may impact consumers' perceptions and behaviours (Mohr *et al.*, 2001). Research has shown that a company that adopts responsible practices may improve consumers' perceptions of the company and its brands (Bianchi *et al.*, 2019) and may therefore increase its profitability (Luo and Bhattacharya, 2006; Olsen *et al.*, 2014). Moreover, perceived CSR has a direct significant positive effect on attitudes towards brands (Tian *et al.*, 2011; Louis and Lombart, 2018; Cheng *et al.*, 2021) and consumers' behavioural intentions towards those brands (Alniacik *et al.*, 2011; Stanaland *et al.*, 2011; Dang *et al.*, 2020; Cheng *et al.*, 2021).

Therefore, we propose the following hypotheses:

H4: The perceived CSR of a brand has a positive influence on consumers' attitude towards the brand.

H5: The perceived CSR of a brand has a positive influence on consumers' behavioural intentions towards the brand.

In this research, we investigate the direct and indirect consequences of consumer attitude towards a CSR message (i.e. perceived CSR, brand attitude and purchase intentions) using a causal model. This will allow us to increase our understanding of the process in its entirety. In our opinion, there is still a lack of studies integrating all these issues in a causal sequence when explaining consumer attitude towards a CSR message. Indeed, in their recent meta-analysis of

the antecedents and consequences of CSR, Santini *et al.* (2021) did not integrate CSR communication and CSR messaging in the four main antecedents of CSR that they highlighted (i.e. firm strategies and policy, environmental competition, executive and employee psychological characteristics as well as organisational characteristics and aspects). Similarly, while they indicated several times that purchase intention had been considered as a direct consequence of CSR, they did not integrate attitude towards the brand in their proposed list of main consumer perceptions of CSR (see Santini *et al.*, 2021, Figure 3, p.296).

Aligned with the rising trend of focusing on social performance (Dang *et al.*, 2020; Jia *et al.*, 2023), this research also investigates the impact of CSR on sustainable consumer behaviour. Although a link between a company's perceived CSR and sustainable consumer behaviour has been suggested in the literature, it has not yet been tested. Webb *et al.* (2008) defined sustainable consumer behaviour as “*a person basing his or her acquisition, usage and disposition of products on a desire to minimize or eliminate any harmful effects and maximize the long-run beneficial impact on society*” (p.47). Durif *et al.* (2011) argued that corporate citizenship behaviours partly explain socially responsible consumer behaviours in that consumers respond positively to corporate citizenship behaviours. Thus, perceived CSR could lead consumers to act more responsibly (Iglesias *et al.*, 2018). Su, Swanson, Hsu and Chen (2017) specifically showed the positive impact of perceived CSR on green consumer behaviour, mediated by positive emotions and/or consumer–company identification. More broadly, Jia *et al.* (2023) showed the positive impact of sustainable marketing on responsible consumer behaviour. Lastly, White *et al.* (2019) highlighted the important role of marketing and companies in promoting sustainable consumer behaviour and proposing ways to help consumers adopt the suggested sustainable behaviours. For instance, marketers can use prompts (White *et al.*, 2019) or messaging given before the occurrence of the behaviours to indicate the desired sustainable behaviours to consumers (Lehman and Geller, 2004).

Considering these works, we propose the following hypotheses:

H6: The perceived CSR of a brand has a positive influence on consumers' efforts to adopt sustainable behaviours.

H7: Consumers' attitude towards a CSR message has a positive influence on consumers' efforts to adopt sustainable behaviours.

Sustainable behaviours adopted in this way can lead to increased consumer well-being, which is ‘*a subjective state of wholeness resulting from judgments, emotions, and aspirations related to the perception of a current situation, compared to an individual's past or future situation, and/or that of the entourage*’ (p.46) (Ayadi *et al.*, 2019). Given that consumers' participation

in pro-environmental and/or social activities may improve their self-image, their efforts to adopt sustainable behaviours should have a positive impact on their well-being (Dunn *et al.*, 2011). According to Jacob *et al.* (2009), those individuals with the highest perceived well-being scores adopt the most environmentally friendly behaviours. For instance, reducing material attachment and preserving materials for future uses lead to greater happiness and well-being (Lee and Ahn 2016; Seegebarth *et al.*, 2016). In China, Xiao and Li (2011) reported that purchase intentions and behaviours towards environmentally friendly products have a positive influence on individuals' perceived well-being. Similarly, in the US, Minton *et al.* (2018) showed that sustainable consumption has a positive influence on individuals' well-being. Recently, Ramos-Hidalgo *et al.* (2022) indicated consumers' predisposition towards sustainable behaviour to be positively related to happiness. Lastly, well-being has been shown to have a positive effect on consumers' loyalty to stores (El Hedli *et al.*, 2013). Similarly, it has a positive influence on customers' behavioural intentions (revisit and/or recommendation intentions) (El Hedli *et al.*, 2016; Abbes and Touil, 2017).

Hence, we propose the following hypotheses:

H8: Consumers' efforts to adopt sustainable behaviours have a positive influence on their perceived well-being.

H9: Consumers' perceived well-being has a positive influence on their behavioural intentions towards the brand.

Figure 1 offers a synthesis of the research hypotheses.

**[Insert Figure 1]**

## **Methodology**

### *Sample and data collection*

Consumers were recruited by a market research agency in France. Data were collected following a random sampling procedure. A total of 443 French consumers received an email inviting them to answer a questionnaire on a water brand via a web link. Of those 443 participants, 29 did not pass the attention check questions (i.e. not answering 'strongly disagree' when specifically asked to). Thus, their answers were not integrated in the dataset, resulting in a final sample composed of 414 consumers. The response rate was 41% (sampling error 3%, for a confidence level of 95%). Women comprised 75.4% of the sample, of which 28.5% were aged 18–24, 23.7% were aged 25–34, 23.7% were aged 35–49 and 24.2% were aged 50–64. In terms of civil status, 53.6% were single, 44% had common-law partners or were married and

2.4% were widowed. In terms of employment, 39.6% were white-collar workers, 29% were blue-collar workers and 31.4% were unemployed.

Once the respondents had clicked on the web link, they were required to look at a printed advertisement and read its message. The ad, published in the national press, showed a water brand, Vittel, and contained a CSR message linked to this brand. The Vittel brand pertains to Nestlé Waters Group, originates from the Les Vosges department of France and is sold in grocery stores (supermarkets, hypermarkets and convenience stores) in France (around 65% of its sales) as well as internationally (around 35%). The brand targets are women, since, according to Nielsen IQ, 71% of women in France are responsible for households' daily purchasing decisions, are aged 35 and over, and appreciate the brand and its commitment to the environment. After they had looked at the ad and read its CSR message, the respondents were directed to answer an online questionnaire with the relevant measurement scales and items.

#### *The brand and the ad studied*

We chose Vittel because the brand has the following three main CSR commitments: (1) to preserve the natural mineral water spring (to maintain its quality for consumers, keep water levels up and monitor natural recharge for the environment); (2) to preserve the biodiversity, as has been done for nearly 30 years in partnership with the National Research Institute for Agriculture, Food and the Environment; and (3) to reduce the environmental impact of its packaging and to limit its carbon and energy footprints. According to OpinionWay, the market research agency, in France<sup>4</sup>, one in two consumers think that companies should modify their economic activities to make them compatible with ecological imperatives. Moreover, according to a survey carried out among 408 marketing and communication professionals in France<sup>5</sup>, 90% of the commitments made by companies are environmental and if only one commitment had to be retained, 22% would choose to retain this one.

The chosen ad pertains to Vittel's third commitment by featuring, on a white background, a plastic bottle of water on the left. The label on the bottle mentions the brand and contains the following message: '100% recycled material bottle and always 100% recyclable. Keep sorting in mind!'. On the right, the advertisement includes the following text: 'Today, it's possible. Your brand is launching its first 100% recycled plastic water bottle, and it's all thanks to you sorting your bottles! So, let's keep it going together.' Thus, the chosen ad highlights Vittel's

---

<sup>4</sup> <https://www.opinion-way.com/fr/sondage-d-opinion/sondages-publies/barometre-opinionway-et-kea-partners-les-entreprises-et-les-consommateurs-face-a-la-transition-ecologique-et-sociale-fevrier-2022/download.html>

<sup>5</sup> <https://mediamarketing.ma/article/ZDEEFBPH/quel-est-le-raole-des-marketeurs-dans-la-transformation-rse-de-l-entreprise-.html>

concerns for the environment. Moreover, consumers who recycle plastic enable the water brand to offer water bottles made of recycled plastic and limit the environmental impact of its packaging. The Vittel brand, in its ‘message for consumer behaviour change’ (Fischer *et al.*, 2021), encourages consumers to make efforts to adopt more responsible behaviours, such as sorting their waste and recycling (White *et al.*, 2019). According to the ‘*Observatoire Société et Consommation*’ (Obsoco), in France<sup>6</sup>, sorting of household waste is systematically practiced by 68% of the population, of whom, 23% do so regularly. In addition, 53% sort and recycle their packaging more than they did 5 years ago. Finally, 83% consider sorting household waste and recycling to be the areas in which it is easiest to act, on an individual level, to protect the environment.

### *Measurement scales*

Consumers’ attitude towards the CSR message (AM) was measured using three items taken from Lacœuilhe *et al.* (2021). The perceived CSR of the brand (CSR) was measured with six items adapted from the review of Latif and Sajjad (2018). Consumers’ attitude towards the brand (AB) was measured using four items from the work of Charton-Vachet and Lombart (2018). Consumers’ efforts to adopt sustainable behaviours (SB) were measured with six items adapted from the work of Quoquab *et al.* (2019). Consumers’ behavioural intentions towards the brand in the CSR message (BI) were measured using three items drawn from the work of Zeithaml *et al.* (1996). Consumers’ well-being (WB) was measured with three items taken from the work of Guevarra and Howell (2015). For these six measurement scales, consumers were directed to specify their degree of agreement or disagreement with each item (or level of probability for behavioural intentions) on a six-point Likert scale ranging from ‘disagree completely’ to ‘agree completely’ (or ‘very unlikely’ to ‘very likely’).

### *Statistical analysis*

Partial least squares structural equation modelling (PLS-SEM) and a bootstrap procedure with 5000 replications (Tenenhaus *et al.*, 2005) were used to analyse the data. We chose PLS-SEM (using XLSTAT 2022 software), referred to as variance-based, instead of covariance-based structural equation modelling (CB-SEM) (Hair *et al.*, 2017) for two main reasons, as stressed by Hair *et al.* (2012, 2014) in their meta-analyses of the use of PLS-SEM in marketing research. First, PLS-SEM does not require the variables to follow a multivariate normal distribution, and

---

<sup>6</sup> [https://lobsoco.com/wp-content/uploads/2021/01/LObSoCo\\_CITEO\\_Observatoire-de-la-consommation-responsable\\_RAPPORT-COMPLET.pdf](https://lobsoco.com/wp-content/uploads/2021/01/LObSoCo_CITEO_Observatoire-de-la-consommation-responsable_RAPPORT-COMPLET.pdf)

the computed Mardia's coefficient was superior to |3| in this research. Second, PLS-SEM is suitable for working with models that include a large number of latent variables (there were six variables in the proposed research model and an average of 7.94 in the marketing field).

To test the mediating effects, we used the procedure recommended by Cepeda *et al.* (2018), which was specifically developed for PLS-SEM. The significance of a direct effect ( $c'$ ) and an indirect effect ( $a \times b$ ) was estimated. The response-based procedure for detecting unit segments in partial least squares (REBUS-PLS) path modelling, proposed by Esposito Vinzi *et al.* (2008), was used to test for unobserved heterogeneity and identify classes of units or groups with similar behaviours (with respect to the postulated model). Next, multi-group analyses and permutation tests were performed considering the groups formed (Chin and Dibbern, 2010).

## Results

### *Test of the measurement model*

Confirmatory factor analysis was performed on the data, at this stage, for the total sample ( $n = 414$ ). First, this analysis confirmed the supposed unidimensional factor structures of the measurement scales used. Table 1 indicates, for all the items of the six constructs of the research model, their loadings and Student's  $t$  test values. These loadings, which were greater than 0.5 and statistically significant at the 1% level, were satisfactory. Table 2 indicates the computed Jöreskog's (1971) rho coefficients or composite reliabilities (CR). These coefficients established the reliability of the measurement scales ( $CR > 0.7$ ). Lastly, the approach proposed by Fornell and Larcker (1981) established the convergent validity as all average variances extracted (AVE) in Table 2 were above 0.50. The discriminant validity of the measurement scales was also proven through the heterotrait-monotrait (HTMT) method, which was recommended by Henseler *et al.* (2015) for variance-based SEM. The values in Table 2, in diagonal from columns 1 to 6, are below the threshold of 0.85 recommended by Henseler *et al.* (2015).

### **[Insert Tables 1 and 2]**

### *Descriptive statistics*

Table 3 indicates, for the total sample ( $n = 414$ ) at this stage and the six constructs of the research model, the mean scores, recalculated between 0 and 100, to facilitate the comparison of the weights of the different mean scores between the six constructs. This table shows high levels of consumer well-being, efforts to adopt sustainable behaviours, perceived CSR and

attitude towards the water brand (about 75 out of 100). The levels of attitude towards the CSR message and behavioural intentions were slightly lower (around 60 out of 100).

**[Insert Table 3]**

*Test of the structural model*

Table 4 indicates, for the total sample ( $n = 414$ ) at this stage, the path coefficients, Student's  $t$  test and  $R^2$ . Figure 2 provides a schematic presentation of the established significant coefficients. Table 4 shows that consumers' attitude towards the CSR message had a significant positive influence on their efforts to adopt sustainable behaviours (path coefficient (PC) = 0.356;  $p < 0.01$ ), their attitude towards the brand (PC = 0.436;  $p < 0.01$ ) and the perceived CSR of the brand (PC = 0.456;  $p < 0.01$ ). Therefore, hypotheses H7, H2 and H1 are supported by our data.

The perceived CSR of the brand had a significant positive influence on consumers' attitude (PC = 0.291;  $p < 0.01$ ) and behavioural intentions towards the brand (PC = 0.158;  $p < 0.01$ ). Therefore, hypotheses H4 and H5 are supported. Attitude towards the brand also had a significant positive influence on consumers' behavioural intentions towards the brand (PC = 0.558;  $p < 0.01$ ), supporting H3. Attitude towards the brand was therefore a partial mediator of the relationship between perceived brand CSR and consumers' behavioural intentions towards the brand. Perceived brand CSR also had a significant positive influence on consumers' efforts to adopt sustainable behaviours (PC = 0.144;  $p < 0.01$ ), supporting H6.

Finally, consumers' efforts to adopt sustainable behaviours had a significant positive impact on their well-being (PC = 0.388;  $p < 0.01$ ), which in turn influenced their behavioural intentions towards the brand in the CSR message (PC = 0.154;  $p < 0.01$ ). Therefore, hypotheses H8 and H9 are supported. Consumers' efforts to adopt sustainable behaviours and well-being partially mediated the relationship between the perceived brand CSR and their behavioural intentions towards the brand. The model that was proposed and tested explained 46.1% of the variance in consumers' behavioural intentions towards the brand.

**[Insert Table 4 and Figure 2]**

*Test of unobserved heterogeneity with the REBUS-PLS method*

A REBUS analysis was conducted to explore potential heterogeneity among consumers, and it established three consumer groups. Complementary variables helped us to describe the following subgroups: consumer scepticism towards advertising, consumer familiarity with the water brand, regular consumer adoption of sustainable behaviours and the perceived altruistic

motivations of companies that invest in CSR. These complementary variables were suggested in previous research on consumers' relationships to advertising (Matthes and Wonneberger, 2014; Luo *et al.*, 2020), brands (Türkel *et al.*, 2016; Rew and Cha, 2021), companies' CSR policies (Swaen and Chumpitaz, 2008; Louis *et al.*, 2019) and sustainable behaviours (Durif *et al.*, 2011; Xiao and Li, 2011).

The items needed to measure these complementary variables were included in our research questionnaire. Table 5 provides a synthesis of the satisfying psychometric properties of the items (loadings obtained from exploratory factor analyses) and constructs used (CR and AVE). Table 6 provides a description of the three consumer subgroups highlighted by the REBUS analysis, indicating, for the four complementary variables considered, the mean scores, which were recalculated between 0 and 100, to facilitate a comparison of the weights of the different scores between groups. First, Anovas were computed to highlight statistical differences between the mean scores of the three groups. Then, independent *t*-test determined whether there were statistically significant differences between the mean scores in each pair of groups (groups 1 and 2, 1 and 3 and 2 and 3).

Confirmatory factor analysis was again performed using multi-group analyses and permutation tests for the variables of our research model for the three subsamples highlighted by the REBUS method. The analysis showed the partial invariance of the measurement scales for the three subsamples. Of the 75 differences computed, 13 are significant at the 5% level. The loadings were greater than 0.5 and statistically significant at the 1% level (see Table 1 for the three subgroups at this stage). The composite reliabilities were above 0.7, and the average variances extracted were above 0.5 (see Table 2 for the three subgroups at this stage).

Consumers in group 1 were 'familiar with the water brand and sceptical of advertising' (48.4% of the total sample). They were the most familiar with the brand and the most sceptical about advertising in general. They were responsible (but not the most responsible) and attributed altruistic motivations to companies committed to CSR.

Consumers in group 2 were 'the least familiar with the water brand and moderately responsible' (12%). They obtained the lowest score for familiarity with the brand. They were moderately responsible (had the lowest score for adopting sustainable behaviours among the three groups) but, like those in group 1, attributed altruistic motivations to companies committed to CSR. These two groups (groups 1 and 2) therefore seemed to be the most receptive to companies' CSR commitments and activities. Consumers in the second group were slightly less sceptical than those in the first group about advertising in general.



Consumers in group 3 were ‘the most responsible and sceptical of companies’ CSR policies’ (39.6%). They obtained the highest score concerning the regular adoption of sustainable behaviours. However, they were less likely than the two other groups to attribute altruistic motivations to companies committed to CSR. They had the same level of scepticism about advertising as those in group 2.

Table 7 indicates that these three consumer groups also differed in their sociodemographic characteristics (sex, age, marital status and employment category). Women were slightly over-represented in group 1 and under-represented in group 2 ( $X^2 = 17.407$ ;  $p < 0.01$ ), corresponding to the target consumers of the water brand. People aged 25–34 years were over-represented and those aged 35–49 years under-represented in group 2, compared to group 1, again corresponding to the target group for this brand ( $X^2 = 20.431$ ;  $p < 0.01$ ). Therefore, there were more single people in group 2 and more people who were married or living together in group 1 ( $X^2 = 13.203$ ;  $p < 0.01$ ).

**[Insert Tables 5, 6 and 7]**

#### *Structural models for the three consumer groups highlighted by the REBUS-PLS method*

Table 3 indicates the Anovas computed to highlight the statistical differences between the mean scores of the three groups as well as the independent *t*-test conducted to determine whether there were statistically significant differences between mean scores in each pair of groups (groups 1 and 2, 1 and 3 and 2 and 3). According to this table, group 1 had the highest scores in terms of perceived CSR of the brand (with group 2), attitude (with group 3) and behavioural intentions towards the brand. These results seem to be related to the characteristics of this group, as highlighted previously (see Table 7). Group 2 had the highest scores for attitude towards the CSR message (with group 3) and perceived CSR of the brand (with group 1). Group 3 stood out from the two other groups, as it had the highest scores in terms of the efforts made to adopt sustainable behaviours and well-being, along with attitude towards the CSR message (with group 2) and attitude towards the brand (with group 1). These results seem to be related to the characteristics of this group, as highlighted above (see Table 7).

Table 4 indicates, for the three subgroups at this stage, path coefficients, Student’s *t* test and  $R^2$ . It also indicates the statistically significant differences between the path coefficients in each pair of groups (groups 1 and 2, 1 and 3 and 2 and 3), obtained through multi-group analyses and permutation tests.

For group 1 (Figure 3), attitude towards the CSR message had a significant positive influence on the perceived CSR of the brand (PC = 0.478;  $p < 0.01$ ), attitude towards the brand (PC =

0.453;  $p < 0.01$ ) and consumers' efforts to adopt sustainable behaviours (PC = 0.299;  $p < 0.01$ ). Perceived CSR had a significant positive influence on attitude towards the brand (PC = 0.337;  $p < 0.01$ ) and consumers' behavioural intentions towards the brand (PC = 0.122;  $p < 0.05$ ). Finally, attitude towards the brand had a significant positive impact on consumers' behavioural intentions towards this brand (PC = 0.691;  $p < 0.01$ ). This influence was the most significant ( $p < 0.05$ ) for the three groups of consumers studied, which seems logical, given that these consumers were the most familiar with the water brand (see Table 6) and had the best attitude score for this brand (see Table 3). Thus, 60.3% of the variance in the consumers' behavioural intentions towards the brand in the CSR message was explained.

For group 2 (Figure 4), unlike the two other groups ( $p < 0.05$ ), attitude towards the brand did not significantly influence consumers' behavioural intentions towards the brand. These intentions were influenced only by the perceived CSR of the brand (PC = 0.410;  $p < 0.01$ ). This influence was stronger than that observed in the two other groups ( $p < 0.05$ ). The behavioural intentions towards the brand in the CSR message was also affected by consumers' well-being (PC = 0.385;  $p < 0.01$ ), which was in turn influenced by their efforts to adopt sustainable behaviours (PC = 0.390;  $p < 0.01$ ). For this group of consumers, attitude towards the CSR message had a very strong impact (PC = 0.682;  $p < 0.01$ ) on the perceived CSR of the brand ( $p < 0.10$ ), attitude towards the brand (PC = 0.583;  $p < 0.01$ ) and consumers' efforts to adopt sustainable behaviours (PC = 0.405;  $p < 0.01$ ). Lastly, the brand's perceived CSR has a significant positive impact on consumers' efforts to adopt sustainable behaviours (PC = 0.383;  $p < 0.01$ ), but only for group 2 ( $p < 0.10$ ). Together with group 1, this group had the highest perceived CSR scores for the brand (see Table 3). Thus, 41.8% of the variance in consumers' behavioural intentions towards the brand in the CSR message was explained, although this group of consumers had the lowest behavioural intentions score among the three groups (see Table 3).

For group 3 (Figure 5), unlike the other two groups, the perceived CSR of the brand did not have a significant influence on consumers' behavioural intentions towards the brand. These intentions were influenced only by attitude towards the brand (PC = 0.512;  $p < 0.01$ ) and consumers' well-being (PC = 0.121;  $p < 0.10$ ), which was in turn influenced by their efforts to adopt sustainable behaviours (PC = 0.240;  $p < 0.01$ ). The link between consumers' efforts to adopt sustainable behaviours and their well-being was significant and positive only for this group and for group 2 ( $p < 0.10$ ). These results show that attitude towards the brand was a full mediator of the relationship between perceived brand CSR and consumers' behavioural intentions towards the brand.

Finally, for group 3, attitude towards CSR message had almost equal influence on attitude towards the brand (PC = 0.365;  $p < 0.01$ ), the perceived CSR of the brand (PC = 0.334;  $p < 0.01$ ) and consumers' efforts to adopt sustainable behaviours (PC = 0.388;  $p < 0.01$ ). The perceived CSR of the brand subsequently had a significant positive impact on attitude towards the brand (PC = 0.350;  $p < 0.01$ ), as it did for group 1, but it had no impact on consumers' efforts to adopt sustainable behaviours, unlike group 2 ( $p < 0.10$ ). Only 32% of the variance in consumers' behavioural intentions towards the brand in the CSR message was explained. This result could be attributed to the lack of a direct impact of the brand's perceived CSR on consumers' behavioural intentions towards the brand, which was specific to group 3. Therefore, group 3 seemed less receptive to companies' CSR commitments and activities.

**[Insert Figures 3, 4 and 5]**

Table 8 provides a summary of the hypotheses supported or rejected for the total sample and for the three consumer sub-groups.

**[Insert Table 8]**

## **Discussion**

First, this research establishes the effectiveness of a water brand's CSR message highlighting its concerns for the environment in influencing French consumers' behavioural intentions (i.e. intentions to purchase the brand's products and recommend the brand and/or its products) through their attitude towards the brand in the CSR message. It thus extends the founding research of MacKenzie *et al.* (1986) and MacKenzie and Lutz (1989) to CSR messaging highlighting a brand's concerns for the environment. It also confirms, in this specific context, previous work that showed these links between CSR messaging and consumer attitude towards a brand (Salmones and Perez, 2018) and consumer attitude towards a brand and behavioural intentions towards the brand (Cheng *et al.*, 2021) in other contexts (e.g. CSR messaging on corporate philanthropy activities) or more globally (CSR messaging on CSR initiatives).

Second, this research validates the direct link postulated between consumers' attitude towards a CSR message highlighting a water brand's environmental concerns and their perceptions of the CSR of the brand. Thus, this research complements previous work indicating that a company's CSR communication has a favourable impact on its corporate reputation (Celani and Singh, 2011; Öberseder *et al.*, 2014) and corporate image (Mahrinasari, 2019; Lee et Lin, 2022). Moreover, this research confirms, in the context under study, two main consequences of CSR, namely, consumer attitude towards a brand (Tian *et al.*, 2011; Louis and Lombart, 2018; Cheng *et al.*, 2021) and behavioural intentions towards it (Alniacik *et al.*, 2011; Stanaland *et*

*al.*, 2011; Dang *et al.*, 2020; Cheng *et al.*, 2021), which were previously suggested in the literature.

Lastly, this research establishes a link between a water brand's CSR message and consumers' efforts to adopt sustainable behaviours. This link has been suggested by the literature (Durif *et al.*, 2011; Iglesias *et al.*, 2018) but not yet tested, although Su, Swanson, Hsu and Chen (2017) demonstrated a link between perceived CSR and green consumer behaviour and Jia *et al.* (2023) showed one between sustainable marketing and responsible consumer behaviour. This research also confirms, in a French context, the findings of Minton *et al.* (2018) in the US and Xiao and Li (2011) in China. Indeed, there is a positive influence of consumers' efforts to adopt sustainable behaviours and level of well-being. Similarly, it confirms that their level of well-being has a positive influence on their behavioural intentions (revisit and recommendation intentions), as indicated by El Hedli *et al.* (2016) and Abbes and Touil (2017).

#### *Theoretical contributions*

First, this study complements previous research by focusing on brand CSR, instead of the CSR of a company (Abid and Moulins, 2015; Santini *et al.*, 2021), which generally comprises several brands. It offers an integrative model that highlights the causal links between a CSR message and consumer behavioural intentions. These links may be mediated by brand-related variables (attitude towards the brand and CSR) and/or consumer-related variables (consumer efforts to adopt sustainable behaviours and well-being). Thus, this study shows the different pathways through which a brand's CSR messaging can improve consumers' behavioural intentions towards the brand. These pathways integrate variables that are linked to the brand, to consumers or to these two kinds of variables.

Second, this study complements previous research on companies' performance. According to Wood (1991), performance can be financial, environmental or social. Research on CSR has mainly focused on the effects of companies' CSR activities on their financial performance (Barauskaite *et al.*, 2021; Coelho *et al.*, 2023). There has been little research focusing on how a company's CSR activities generate social performance (Lee *et al.*, 2019; Dang *et al.*, 2020). This study indicates that a company's CSR activities and communication can increase not only its business performance but also its social performance. Indeed, it shows that they also have a positive impact on consumer efforts to adopt sustainable behaviours and level of well-being.

Lastly, this study enriches the research on signalling theory (Spence, 1973, 2002) applied in the field of marketing, as it indicates that companies can use CSR messaging that highlights their concerns for the environment to positively influence consumer behavioural intentions (i.e. their

intentions to purchase a brand's products and recommend a brand and/or its products) towards a brand. This kind of environmental CSR messaging also has a positive influence on consumer efforts to adopt sustainable behaviours (i.e. sorting household waste and recycling). Besides, this study confirms Lerro *et al.*'s (2018) findings that consumers have a heterogeneous preference for CSR in the food industry. Indeed, the REBUS-PLS method used in this study emphasises the existence of several consumer groups that do not have the same reactions to a brand's CSR messaging.

### *Managerial contributions*

First, this study indicates that brands must continue to invest in CSR environmental activities and that they must also communicate about the activities they are implementing. Without this communication, consumers may not be aware of such activities, which will not improve the brands' perceived CSR. The results of this study clearly indicate that brands' activities and messaging are necessary to improve their perceived CSR as well as increase consumers' intentions to buy and recommend their products.

Second, this study shows that brands' environmental messaging must involve consumers by indicating to them the role they must play in contributing to the protection of the environment. In this study, the brand studied clearly indicated the need for consumers to make efforts to sort and recycle their household waste. It is indeed thanks to these efforts that brands can offer their consumers 100% recycled plastic bottles. This research indicates that this kind of messaging sent to consumers, which shows them how they contribute, has a favourable impact on efforts to adopt sustainable behaviours and well-being, in addition to helping brands to be sustainable and protect the environment.

Finally, this research indicates that different consumer groups exist and that brands must adapt the initiatives they implement to these groups. Thus, for consumers in group 1 (familiar with the water brand and sceptical of advertising), the brand must provide proof of its CSR activities to improve their attitude towards the brand and, eventually, their behavioural intentions. For consumers in group 2 (the least familiar with the water brand and moderately responsible), the brand must communicate the impact of its responsible activities on consumers, society in general and well-being to improve their behavioural intentions towards the brand. For consumers in group 3 (the most responsible and sceptical of companies' CSR policies), it would be appropriate to mix up the previous recommendations, even if these consumers are quite sceptical of companies' responsible commitments.

### *Limitations and future research directions*

This research has limitations, which provide avenues for future research.

First, the research could be reproduced over a more diversified sample of consumers, as the sample presented a higher number of women (75.4%). In this research, we considered a water brand sold in grocery stores (supermarkets, hypermarkets and convenience stores), and, since 71% of women in France are responsible for households' daily purchasing decisions, this may explain the high percentage of women in the sample. Consequently, countries other than France and other brands (water brands or brands in other product categories that are either national or private label) could be studied to increase external validity.

Second, a multidimensional approach of CSR could be favoured to refine the analysis of the results obtained with a unidimensional approach. The dimensions proposed by the founding research of Carroll (1979) could be considered (economic, legal, ethical and discretionary responsibilities); so too could the dimensions suggested 40 years later by Chakraborty and Jha (2019) in their review of the state-of-the-art literature (social, governance, economic, employees, external stakeholders and environmental). In the same vein, other business (satisfaction, trust etc.) or social (consumer citizenship etc.) outcomes could also be integrated into the model.

Lastly, future experimental research could disentangle the different components of CSR messaging to determine the message that most influences the perceptions of a brand's CSR and consumers' efforts to adopt sustainable behaviours. Researchers could adopt longitudinal measures of consumers' perceptions and behaviours to check the long-term impact of CSR messaging. Activities other than sorting and recycling, such as local consumption, animal protection, composting or environmental protection in a broad sense, could also be examined.

## Bibliography

- Abbes, I., & Touil, S. (2017). Formes du bien-être et expériences de consommation : une application au secteur touristique. *Decisions Marketing*, 87, 81-98.
- Abdelmoety, Z.H., Aboul-Dahab, S., & Agag, G. (2022). A cross cultural investigation of retailers commitment to CSR and customer citizenship behaviour: The role of ethical standard and value relevance. *Journal of Retailing and Consumer Services*, 64, 102796.
- Abid, T., & Moulins, J.L. (2015). Une échelle de mesure de la responsabilité sociétale des marques: application aux consommateurs de marques alimentaires biologiques. *Revue Française du Marketing*, 254(4), 23-37.
- Abid, T., Abid-Dupont, M.A., & Moulins, J.L. (2020). What corporate social responsibility brings to brand management? The two pathways from social responsibility to brand commitment. *Corporate Social Responsibility and Environmental Management*, 27(2), 925-936.
- Aksak, E.O., Ferguson, M.A., & Duman, S.A. (2016). Corporate social responsibility and CSR fit as predictors of corporate reputation: A global perspective. *Public Relations Review*, 42(1), 79-81.
- Alniacik, U., Alniacik, E., & Genc, N. (2011). How corporate social responsibility information influences stakeholders' intentions. *Corporate Social Responsibility and Environmental Management*, 18(4), 234-245.
- Aramburu, I.A., & Pescador, I.G. (2019). The effects of corporate social responsibility on customer loyalty: The mediating effect of reputation in cooperative banks versus commercial banks in Basque country. *Journal of Business Ethics*, 154, 701-719.
- Ayadi, N., Paraschiv, C., & Vernet, E. (2019). Vers un référentiel interdisciplinaire du bien-être individuel. *Revue Française de Gestion*, 281, 43-56.
- Barauskaite, G., & Streimikiene, D. (2021). Corporate social responsibility and financial performance of companies: The puzzle of concepts, definitions and assessment methods. *Corporate Social Responsibility and Environmental Management*, 28(1), 278-287.
- Bianchi, E., Bruno, J.M., & Sarabia-Sanchez, F.J. (2019). The impact of perceived CSR on corporate reputation and purchase intention. *European Journal of Management and Business Economics*, 28(3), 206-221.
- Carrington, M., Neville, B., & Whitwell, G. (2014). Lost in translation: Exploring the ethical consumer intention-behavior gap. *Journal of Business Research*, 67(1), 2759-2768.

- Carroll, A.B. (1979). A three-dimensional conceptual model of corporate social performance. *Academy of Management Review*, 4(4), 497-505.
- Celani, A., & Singh, P. (2011). Signaling theory and applicant attraction outcomes. *Personnel Review*, 40(2), 222-238.
- Cepeda, G., Nitzl, C., & Roldán, J.L. (2018). Mediation analyses in partial least squares structural equation modeling: Guidelines and empirical examples. In Hengky L., and Noonan R. (Eds.), *Partial least squares structural equation modeling: Basic concepts, methodological issues and applications*. Heidelberg: Springer, 173-195.
- Chakraborty, A., & Jha, A. (2019), Corporate social responsibility in marketing: A review of the state-of-the-art literature, *Journal of Social Marketing*, 9(4), 418-446.
- Charton-Vachet, F., & Lombart, C. (2018). Impact of the link between individuals and their region on the customer-regional brand relationship. *Journal of Retailing and Consumer Services*, 43, 170-187.
- Chen, X. & Huang, R. (2018). The impact of diverse corporate social responsibility practices on consumer product evaluations. *Journal of Product & Brand Management*, 27(6), 701-715.
- Cheng, G., Cherian, J., Sial, M.S., Mentel, G., Wan, P., Álvarez-Otero, S., & Saleem, U. (2021). The relationship between CSR communication on social media, purchase intention, and E-WOM in the banking sector of an emerging economy. *Journal of Theoretical and Applied Electronic Commerce Research*, 16(4), 1025-1041.
- Chin, W.W., & Dibbern, J. (2010). An introduction to a permutation based procedure for multi-group PLS analysis: Results of tests of differences on simulated data and a cross cultural analysis of the sourcing of information system services between Germany and the USA. In Vinzi V.E., Chin W.W., Henseler J., and Wang H. (Eds.). *Handbook of partial least squares concepts: Concepts, methods and applications*. New York: Springer Handbooks of Computational Statistics, 171-193.
- Coelho, R., Jayantilal, S., & Ferreira, J.J. (2023). The impact of social responsibility on corporate financial performance: A systematic literature review. *Corporate Social Responsibility and Environmental Management*, 30(4), 1535-1560.
- Connors, S., Anderson-MacDonald, S., & Thomson, M. (2017). Overcoming the ‘window dressing’ effect: Mitigating the negative effects of inherent skepticism towards corporate social responsibility. *Journal of Business Ethics*, 145(3), 599-621.
- Currás-Pérez, R., Dolz-Dolz, C., Miquel-Romero, M. J., & Sánchez-García, I. (2018). How social, environmental, and economic CSR affects consumer-perceived value: Does



- perceived consumer effectiveness make a difference? *Corporate Social Responsibility and Environmental Management*, 25(5), 733-747.
- Dang, V.T., Nguyen, N., & Pervan, S. (2020). Retailer corporate social responsibility and consumer citizenship behavior: The mediating roles of perceived consumer effectiveness and consumer trust. *Journal of Retailing and Consumer Services*, 55, 1-10.
- del Mar García-De los Salmones, M., & Perez, A. (2018). Effectiveness of CSR advertising: The role of reputation, consumer attributions, and emotions. *Corporate Social Responsibility and Environmental Management*, 25(2), 194-208.
- Deng, X., & Xu, Y. (2015). Consumers' responses to corporate social responsibility initiatives: The mediating role of consumer-company identification. *Journal of Business Ethics*, 142(3), 515-526.
- Diallo, M., & Lambey-Checchin, C. (2015). Consumers' perceptions of retail business ethics and loyalty to the retailer: The moderating role of social discount practices. *Journal of Business Ethics*, 141(3), 435-449.
- DiRusso, C., & Myrick, J.G. (2021). Sustainability in CSR messages on social media: How emotional framing and efficacy affect emotional response, memory and persuasion. *Environmental Communication*, 15(8), 1045-1060.
- Du, S., Bhattacharya, C.B., & Sen, S. (2010). Maximizing business returns to Corporate Social Responsibility (CSR): The Role of CSR communication. *International Journal of Management Review*, 12(1), 8-19.
- Du, S., Bhattacharya, C.B., & Sen, S. (2011). Corporate social responsibility and competitive advantage: Overcoming the trust barrier. *Management Science*, 57(9), 1528-1545.
- Dunn, E.W., Gilbert, D.T., & Wilson, T.D. (2011). If money doesn't make you happy, then you probably aren't spending it right. *Journal of Consumer Psychology*, 21(2), 115-125.
- Durif, F., Boivin, C., Rajaobelina, L., & François-Lecompte, A. (2011). Socially responsible consumers: Profile and implications for marketing strategy. *International Review of Business Research Papers*, 7(6), 215-224.
- Edinger-Schons, L., Lengler-Graiff, L., Scheidler, S., & Wieseke, J. (2018). Frontline employees as Corporate Social Responsibility (CSR) ambassadors: A quasi-field experiment. *Journal of Business Ethics*, 157, 359-373.
- Edwards, S.M., Lee, J.K., & La Ferle, C. (2010). Does place matter when shopping online? Perceptions of similarity and familiarity as indicators of psychological distance. *Journal of Interactive Advertising*, 10(1), 35-50.

- El Hedhli, K., Chebat, J.-C., & Sirgy, M.J. (2013). Shopping well-being at the mall: Construct, antecedents, and consequences. *Journal of Business Research*, 66, 856-863.
- El Hedhli, K., Zourrig, H., & Chebat, J.-C. (2016). Shopping well-being: Is it just a matter of pleasure or doing the task? The role of shopper's gender and self-congruity. *Journal of Retailing and Consumer Services*, 31, 1-13.
- Elg, U., & Hultman, J. (2016). CSR: Retailer activities vs consumer buying decisions. *International Journal of Retail & Distribution Management*, 44(6), 640-657.
- Esposito Vinzi, V., Trinchera, L., Squillacciotti, S., & Tenenhaus, M. (2008). REBUS PLS: A response-based procedure for detecting unit segments in PLS path modeling. *Applied Stochastic Models in Business and Industry*, 24, 439-458.
- Ettinger, A., Grabner-Kräuter, S., Okazaki, S. & Terlutter, R. (2021). The desirability of CSR communication versus greenwashing in the hospitality industry: The customers' perspective. *Journal of Travel Research*, 60(3), 618-638.
- Fischer, D., Reinermann, J.-L., Mandujano, G.G., DesRoches, C.T., Diddi, S., & Vergragt, P.J. (2021). Sustainable consumption communication: A review of an emerging field of research. *Journal of Cleaner Production*, 300, 126880.
- Fishbein, M., & Ajzen, I. (1975), *Belief, attitude, intention and behavior: An introduction to theory and research*, Reading, MA: Addison-Wesley.
- Folse, J., Niedrich, R., & Grau, S. (2010). Cause-relating marketing: The effects of purchase quantity and firm donation amount on consumer inferences and participation intentions. *Journal of Retailing*, 86(4), 295-309.
- Fornell, C., & Larcker, D.F. (1981). Evaluating structural equation models with unobservable variables and measurement error. *Journal of Marketing Research*, 18(1), 39-50.
- Freeman, R. (1984). *Strategic management: A stakeholder perspective*. Prentice-Hall: Englewood Cliffs, NJ.
- Friedman, M. (1970). The social responsibility of business is to increase its profits. *New York Times Magazine*, 13 September 1970, 122-126.
- Gangadharbatla, H., Vardeman, C., & Quichocho, D. (2022). Investigating the reception of broad versus specific CSR messages in advertisements in an environmental context. *Journal of Marketing Communications*, 28(3), 253-271.
- Gilal, F.G., Gilal, N.G., Martinez, L.F., & Gilal R.G. (2023). Do all brand CSR initiatives make consumers happy ? The rôle of CSR-brand (mis)fit and sense of relatedness. *Journal of Product and Brand Management*.

- Guevarra, D., & Howell, R. (2015). To have in order to do: Exploring the effects of consuming experiential products on well-being. *Journal of Consumer Psychology*, 25(1), 28-41.
- Hair, J.F., Hult, G.T.M., Ringle, C.M., & Sarstedt, M. (2017), *A primer on partial least squares structural equation modeling (PLS-SEM)*. Sage, CA: Thousand Oaks.
- Hair, J.F., Sarstedt, M., Hopkins, L., & Kuppelwieser, V.G. (2014). Partial least squares structural equation modeling (PLS-SEM): An emerging tool in business research. *European Business Review*, 26(2), 106-121.
- Hair, J.F., Sarstedt, M., Ringle, C.M., & Mena, J.A. (2012). An assessment of the use of partial least squares structural equation modeling in marketing research. *Journal of the Academy of Marketing Science*, 40(3), 414-433.
- Henseler, J., Ringle, C.M., & Sarstedt, M. (2015). A new criterion for assessing discriminant validity in variance-based structural equation modeling. *Journal of the Academy of Marketing Science*, 43(1), 115-135.
- Hwang, K., & Kim, H. (2018). Are ethical consumers happy? Effects of ethical consumers' motivations based on empathy versus self-orientation on their happiness. *Journal of Business Ethics*, 151, 579-598.
- Iglesias, O., Markovic, S., Bagherzadeh, M., & Singh, J.J. (2018). Co-creation: A key link between corporate social responsibility, customer trust, and customer loyalty. *Journal of Business Ethics*, 163, 151-166.
- Jacob, J., Jovic, E., & Brinkerhoff, M.B. (2009). Personal and planetary well-being: Mindfulness meditation, pro-environmental behavior and personal quality of life in a survey from the social justice and ecological sustainability movement. *Social Indicators Research*, 93(2), 275-294.
- Jia, T., Iqbal, S., Ayub, A., Fatima, T., & Rasool, Z. (2023). Promoting responsible sustainable consumer behavior through sustainability marketing: The boundary effects of corporate social responsibility and brand image. *Sustainability*, 15(7), 6092.
- Jöreskog, K. (1971). Statistical analysis of sets of congenial tests. *Psychometrika*, 36(2), 109-133.
- Kang, S., & Hur, W.H. (2012). Investigating the antecedents of green brand equity: A sustainable development perspective. *Corporate Social Responsibility and Environmental Management*, 19(5), 306-316.
- Kay, M.J. (2006). Strong brands and corporate brands. *European Journal of Marketing*, 40(7), 742-760.

- Kolk, A. (2016). The social responsibility of international business: From ethics and the environment to CSR and sustainable development. *Journal of World Business*, 51(1), 23-34.
- Koschate-Fischer, N., Huber, I., & Hoyer, W. (2015). When will price increases associated with company donations to charity be perceived as fair?. *Journal of the Academy of Marketing Science*, 44(5), 608-626.
- Kronrod, A., & Huber, J. (2019). Ad wearout wearout: How time can reverse the negative effect of frequent advertising repetition on brand preference. *International Journal of Research in Marketing*, 36(2), 306-324.
- Lacœuilhe, J., Louis, D., Lombart, C., & Labbé-Pinlon, B. (2021). The impacts of comparative ads used by retailers to compare their store brands with national brands. *International Journal of Retail and Distribution Management*, 49(1), 1-22.
- Latif, K.F., & Sajjad, A. (2018). Measuring corporate social responsibility: A critical review of survey instruments. *Corporate Social Responsibility and Environmental Management*, 25(6), 1174-1197.
- Latif, K.F., Perez, A., & Sahibzada, U.F. (2020). Corporate Social Responsibility (CSR) and customer loyalty in the hotel industry: A cross-country study. *Journal of Hospitality Management*, 89, 102565.
- Lee, E., Lee, S., & Yang, C. (2017). The influences of advertisement attitude and brand attitude on purchase intention of smartphone advertising. *Industrial Management & Data Systems*, 117(6), 1011-1036.
- Lee, M.S.W., & Ahn, C.S.Y. (2016). Anti-consumption, materialism, and consumer well-being. *Journal of Consumer Affairs*, 50(1), 18-47.
- Lee, S., Park, J.W., & Chung, S. (2022). The effects of corporate social responsibility on corporate reputation: The case of Incheon international airport. *Sustainability*, 14, 10930.
- Lee, S.Y., Zhang, W., & Abitbol, A. (2019). What makes CSR communication lead to CSR participation? Testing the mediating effects of CSR associations, CSR credibility, and organization - public relationships. *Journal of Business Ethics*, 157, 413-419.
- Lee, Y., & Lin, C.A. (2022). The effects of a sustainable vs conventional apparel advertisement on consumer perception of CSR image and attitude toward the brand. *Corporate Communication: An International Journal*, 27(2), 388-403.
- Lehman, P.K., & Geller, E.S. (2004). Behavior analysis and environmental protection: Accomplishments and potential for more. *Behavior and Social Issues*, 13(1), 13-32.

- Lerro, M., Vecchio, R., Caracciolo, F., Pascucci, S., & Cembalo, L. (2018). Consumers' heterogeneous preferences for corporate social responsibility in the food industry. *Corporate Social Responsibility and Environmental Management*, 25(6), 1050-1061.
- Levitt, T. (1958). The dangers of social responsibility. *Harvard Business Review*, 36(5), 41-50.
- Louis, D., & Lombart, C. (2018). Retailers' communication on ugly fruits and vegetables: What are consumers' perceptions?. *Journal of Retailing and Consumer Services*, 41, 256-271.
- Louis, D., Lombart, C., & Durif, F. (2019). Impact of a retailer's CSR activities on consumers' loyalty. *International Journal of Retail & Distribution Management*, 47(8), 793-816.
- Luo, B., Sun, Y., Shen, J., & Xia, L. (2020). How does green advertising skepticism on social media affect consumer intention to purchase green products? *Journal of Consumer Behaviour*, 19(4), 371-381.
- Luo, X., & Bhattacharya, C.B. (2006). Corporate social responsibility, customer satisfaction, and market value. *Journal of Marketing*, 70(4), 1-18.
- Luthra, S., Mangla, S.K., Xu, L., & Diabat, A. (2016). Using AHP to evaluate barriers in adopting sustainable consumption and production initiatives in a supply chain. *International Journal of Production Economics*, 181, 342-349.
- MacKenzie, S.B., & Lutz, R.J. (1989). An empirical examination of the structural antecedents of attitude towards the ad in an advertising pretesting context. *Journal of Marketing*, 53(2), 48-65.
- MacKenzie, S.B., Lutz, R.J., & Belch, G.E. (1986). The role of attitude towards the ad as a mediator of advertising effectiveness: A test of competing explanations. *Journal of Marketing Research*, 23(2), 130-143.
- Mahrinasari, M.S. (2019). Determinants of brand equity: Communication of corporate social responsibility (CSR) versus CSR itself and company credibility. *Contemporary economics*, 13(3), 317-334.
- Matthes, J. & Wonneberger, A. (2014). The skeptical green consumer revisited: Testing the relationship between green consumerism and skepticism toward advertising. *Journal of Advertising*, 43(2), 115-127.
- Medina, C.A.G., Martínez-Fiestas, M., Aranda, L.A.C., & Sánchez-Fernández, J. (2021). Is it an error to communicate CSR Strategies? Neural differences among consumers when processing CSR messages. *Journal of Business Research*, 126, 99-112.

- Melé, P.M., Gomez, J.M., & Sousa, M.J. (2020). Influence of sustainability practices and green image on the re-visit intention of small and medium-size towns. *Sustainability*, 12(3), 930.
- Mendini, M., Peter, P., & Gibbert, M. (2018). The dual-process model of similarity in cause-related marketing: How taxonomic versus thematic partnerships reduce skepticism and increase purchase willingness. *Journal of Business Research*, 91, 195-204.
- Minton, E.A., Xie, H.J., Gurel-Atay, E., & Kahled, L.R. (2018). Greening up because the god: The relations among religion, sustainable consumption, and subjective well-being. *International Journal of Consumer Studies*, 42, 655-663.
- Mohr, L.A., Webb, D.J., & Harris, K.E. (2001). Do consumers expect companies to be socially responsible? The impact of corporate social responsibility on buying behavior. *Journal of Consumer Affairs*, 35(1), 45-72.
- Nguyen, T.H.N., Tran, N.K.H., & Do, K. (2023). An empirical research of corporate social responsibility on creating the green brand equity: An exploratory of Vietnamese consumers' perception in the bank industry. *Corporate Social Responsibility and Environmental Management*, 30(3), 1292-1299.
- Niinimäki, K., & Hassi, L. (2011). Emerging design strategies in sustainable production and consumption of textiles and clothing. *Journal of Cleaner Production*, 19(16), 1876-1883.
- Nyilasy, G., Gangadharbatla, H., & Paladino, A. (2013). Perceived greenwashing: The interactive effects of green advertising and corporate environmental performance on consumer reactions. *Journal of Business Ethics*, 125(4), 693-707.
- Öberseder, M., Schlegelmilch, B.B., Murphy, P.E., & Gruber, V. (2014). Consumers' perceptions of corporate social responsibility: Scale development and validation. *Journal of Business Ethics*, 124(1), 101-115.
- Olsen, M.C., Slotegraaf, R.J., & Chandukala, S.R. (2014). Green claims and message frames: How green new products change brand attitude. *Journal of Marketing*, 78(5), 119-37.
- Orazi, D., & Chan, E. (2018). "They Did Not Walk the Green Talk!": How information specificity influences consumer evaluations of disconfirmed environmental claims. *Journal of Business Ethics*, 163, 107-123.
- Ozcelik, A.B., & Varnali, K. (2019). Effectiveness of online behavioral targeting: A psychological perspective. *Electronic Commerce Research and Applications*, 33, 1-11.
- Parguel, B., & Benoît-Moreau, F. (2007). Social communication and brand equity. *Thought Leaders International Conference on Brand Management in Birmingham*, 24-25 April.

- Park, E. (2019). Corporate social responsibility as a determinant of corporate reputation in the airline industry. *Journal of Retailing and Consumer Services*, 47, 215-221.
- Park, E., Kim, K., & Kwon, S. (2017). Corporate social responsibility as a determinant of consumer loyalty: An examination of ethical standard, satisfaction, and trust. *Journal of Business Research*, 76(1), 8-13.
- Plewa, C., Conduit, J., Quester, P.G., & Johnson, C. (2015). The impact of corporate volunteering on CSR image: A consumer perspective. *Journal of Business Ethics*, 127, 643-659.
- Podnar, K. (2008). Guest editorial: Communicating corporate social responsibility. *Journal of Marketing Communications*, 14, 75-81.
- Quoquab, F., Mohammad, J., & Sukari, N.N. (2019). A multiple-item scale for measuring 'sustainable consumption behaviour' construct: Development and psychometric evaluation. *Asia Pacific Journal of Marketing and Logistics*, 31(4), 791-816.
- Rahbar, E., & Wahid, N. (2011). Investigation of green marketing tools' effect on consumers' purchase behavior. *Business Strategy Series*, 12(2), 73-83.
- Ramos-Hidalgo, E., Diaz-Carrion, R., & Rodriguez-Rad, C. (2022). Does sustainable consumption make consumers happy?. *International Journal of Market Research*, 64(2), 227-248.
- Rathore, P., Saha, E., Chakraborty, S., & Tiwari, A.K. (2023). Assessing impact of consumer perceived CSR on consumer attitude and purchase behaviour in retail segment: A stakeholder theory perspective. *Society and business review*, 18(2), 264-295.
- Rew, D., & Cha, W. (2021). The effects of resilience and familiarity on the relationship between CSR and consumer attitudes. *Social Responsibility Journal*, 17(7), 897-913.
- Rhee, E.S., & Jung, W.S. (2019). Brand familiarity as a moderating factor in the ad and brand attitude relationship and advertising appeals. *Journal of Marketing Communications*, 25(6), 571-585.
- Rivera, J.J., Bigné, R., & Curras-Pérez, R. (2016). Effects of corporate social responsibility on consumer satisfaction with the brand. *Spanish Journal of Marketing – ESIC*, 20(2), 104-114.
- Royne, M., Martinez, J., Oakley, J., & Fox, A. (2012). The effectiveness of benefit type and price endings in green advertising. *Journal of Advertising*, 41(4), 85-102.
- Santini, F.D.O., Ladeira, W.J., Dalmoro, M., & Matos C.A.D. (2021). Antecedents and consequences of corporate social responsibility: A meta-analysis. *Journal of Social Marketing*, 11(3), 278-305.

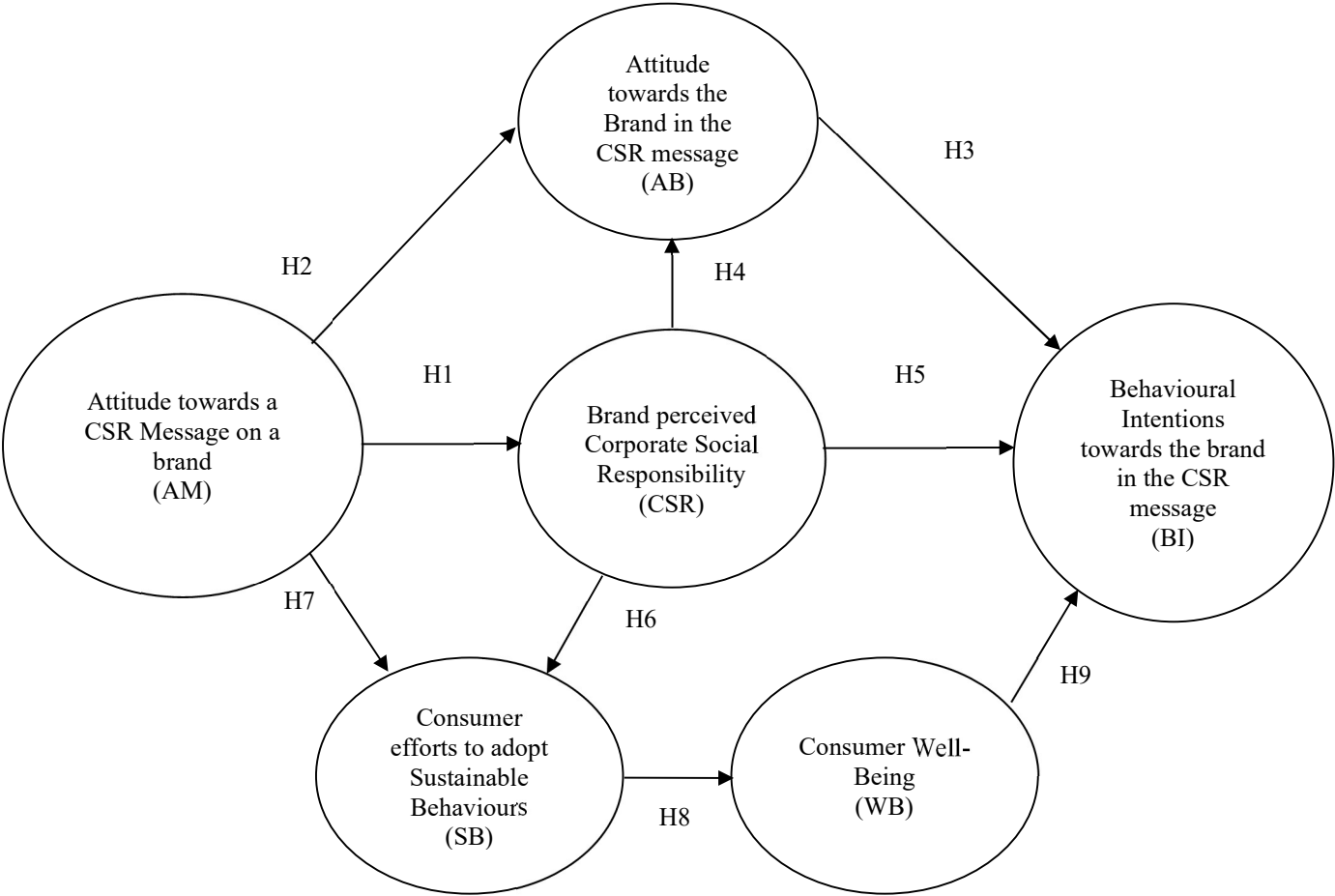
- Seegebarth, B., Peyer, M., Balderjahn, I., & Wiedmann, K. P. (2016). The sustainability roots of anticonsumption lifestyles and initial insights regarding their effects on consumers' well-being. *Journal of Consumer Affairs*, 50(1), 68-99.
- Singh, J. (2016). The influence of CSR and ethical self-identity in consumer evaluation of cobrands. *Journal of Business Ethics*, 138, 311-326.
- Skarmeas, D., & Leonidou, C. (2013). When consumers doubt, watch out! The role of CSR skepticism. *Journal of Business Research*, 66(10), 1831-1838.
- Spence, M. (1973). Job marketing signaling. *Quarterly Journal of Economics*, 87(3), 355-374.
- Spence, M. (2020). Signaling in retrospect and the informational structure of markets. *American Economic Review*, 92(3), 434-459.
- Stanaland, A.J.S., Lwin, M.O., & Murphy, P.E. (2011). Consumer perceptions of the antecedents and consequences of corporate social responsibility. *Journal of Business Ethics*, 102, 47-55.
- Su, L., & Swanson, S.R. (2017). The effect of destination social responsibility on tourist environmentally responsible behavior: Compared analysis of first-time and repeat tourists. *Tourism Management*, 60, 308-321.
- Su, L., Pan, Y., & Chen, X. (2017). Corporate social responsibility: Findings from the Chinese hospitality industry. *Journal of Retailing and Consumer Services*, 34, 240-247.
- Su, L., Swanson, S.R., Hsu, M., & Chen, X. (2017). How does perceived corporate social responsibility contribute to green consumer behavior of Chinese tourists: A hotel context. *International Journal of Contemporary Hospitality Management*, 29(12), 3157-3176.
- Swaen, V., & Chumpitaz, R.C. (2008). L'impact de la responsabilité sociale de l'entreprise sur la confiance des consommateurs. *Recherche et Applications en Marketing*. 23(4), 7-34.
- Tang, L., & Li, H. (2009). Corporate social responsibility communication of Chinese and global corporations in China. *Public Relations Review*, 35, 199-212.
- Tenenhaus, M., Esposito Vinzi, V., Chatelin, Y.M., & Lauro, C. (2005). PLS path modeling. *Computational Statistics Data Analysis*, 48(1), 159-205.
- Tian, Z., Wang, R., & Yang, W. (2011). Consumer responses to corporate social responsibility (CSR) in China. *Journal of Business Ethics*, 101, 197-212.
- Türkel, S., Uzunoğlu, E., Kaplan, M.D., & Vural, B.A. (2016). A strategic approach to CSR communication: Examining the impact of brand familiarity on consumer



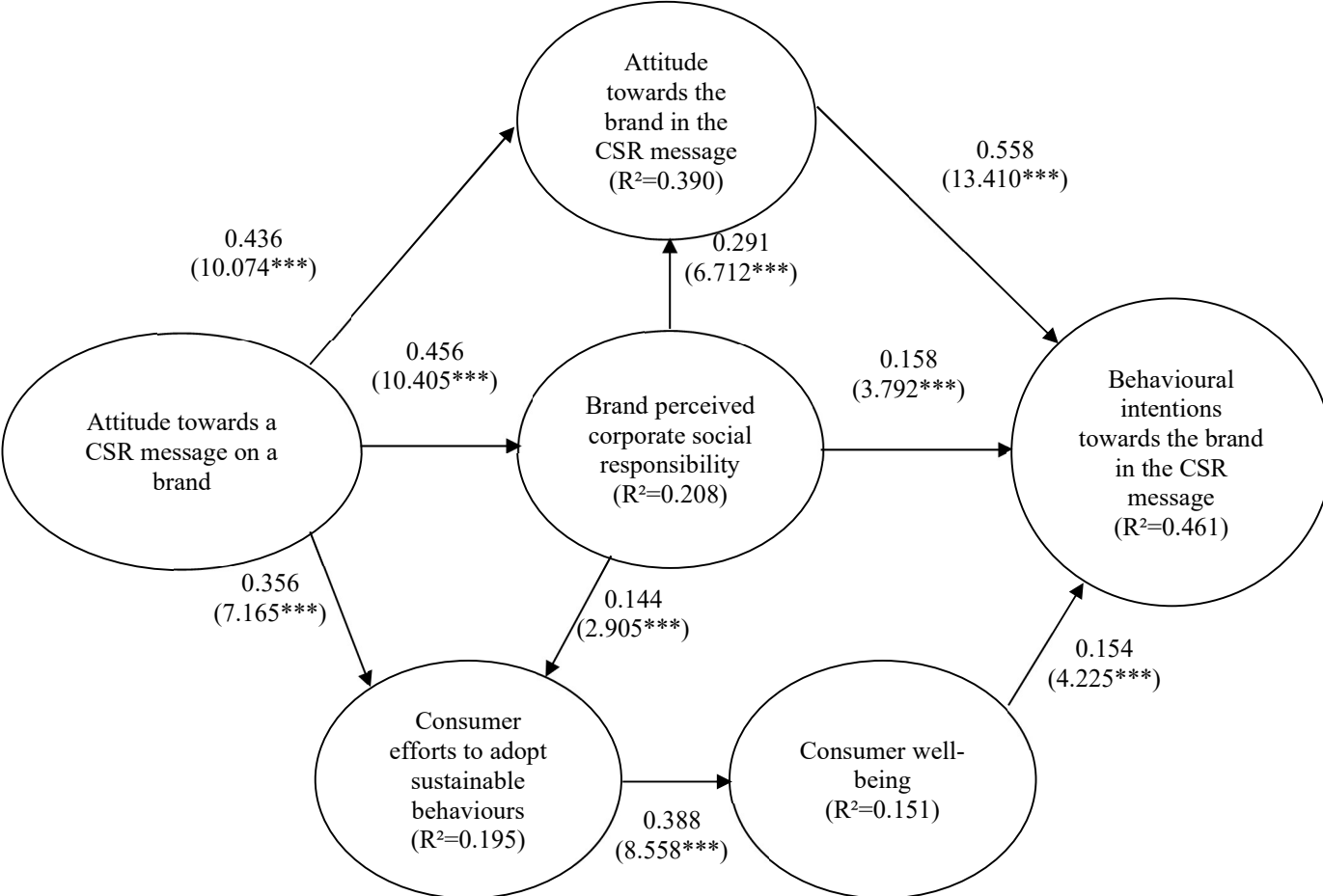
- responses. *Corporate Social Responsibility and Environmental Management*, 23(4), 228-242.
- Türkel, S., Uzunoğlu, E., Kaplan, M.D., & Vural, B.A. (2016). A strategic approach to CSR communication: Examining the impact of brand familiarity on consumer responses. *Corporate Social Responsibility and Environmental Management*, 23(4), 228-242.
- Varnali, K. (2014). SMS advertising: How message relevance is linked to the attitude toward the brand?. *Journal of Marketing Communications*, 20(5), 339-351.
- Velte, P. (2022), Meta-analyses on Corporate Social Responsibility (CSR): A literature review, *Management Review Quarterly*, 72, 627-675.
- Vitell, S.J. (2015). A case for consumer social responsibility (CnSR): Including a selected review of consumer ethics/social responsibility research. *Journal of Business Ethics*, 130, 767-774.
- Webb, D.J., Mohr, L.A., & Harris, K.E. (2008). A re-examination of socially responsible consumption and its measurement. *Journal of Business Research*, 61(2), 91-98.
- White, K., Habib, R., & Hardisty, D.J. (2019). How to SHIFT consumer behaviors to be more sustainable: A literature review and guiding framework. *Journal of Marketing*, 83(3), 22-49.
- Wood, D.J. (1991). Corporate social performance revisited. *Academy of Management Review*, 16(4), 691-718.
- Xiao, J.J., & Li, H. (2011). Sustainable consumption and life satisfaction. *Social Indicators Research*, 104, 323-329.
- Yin, C. Du, F., & Chen, Y. (2020). Types of green practices, hotel price image and consumers' attitudes in China: the mediating role of consumer skepticism. *Journal of Hospital Management*, 29(3), 329-357.
- Young, W., Hwang, K., McDonald, S., & Oates, C. J. (2010). Sustainable consumption: Green consumer behaviour when purchasing products. *Sustainable Development*, 18(1), 20-31.
- Zeithaml, V.A., Berry, L.L., & Parasuraman, A. (1996). The behavioral consequences of service quality. *Journal of Marketing*, 60(2), 31-46.
- Zhang, N. (2022), How does CSR of food company affect customer loyalty in the context of Covid-19: A moderated mediation model, *International Journal of Corporate Social Responsibility*, 7(1), 1.

Zhao, Y., Qin, Y., Zhao, X., Wang, X., & Shi, L. (2020). Perception of corporate hypocrisy in China: The roles of corporate social responsibility implementation and communication. *Frontiers in Psychology*, 11, 1-11.

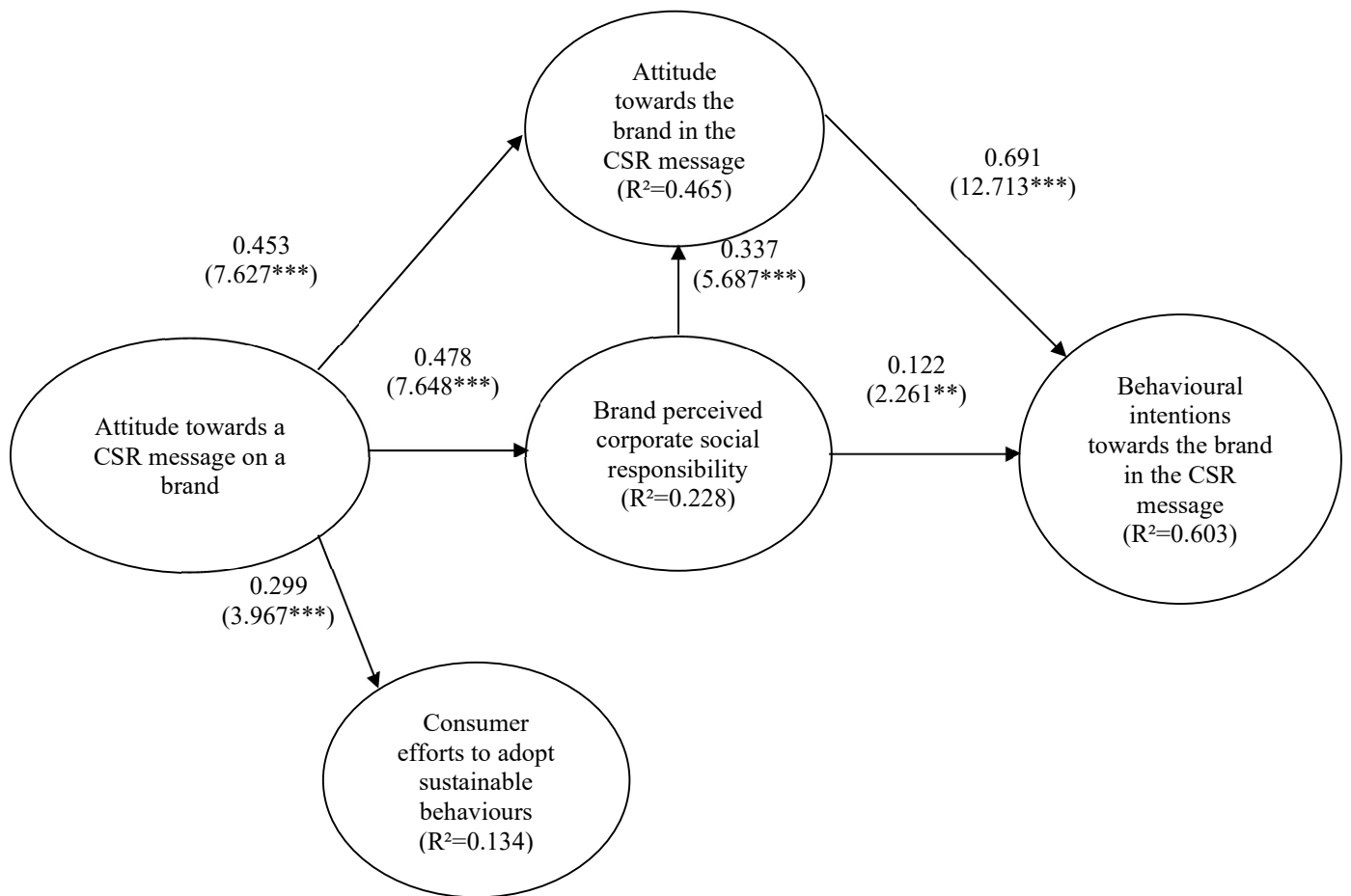
**Figure 1: Research model proposed**



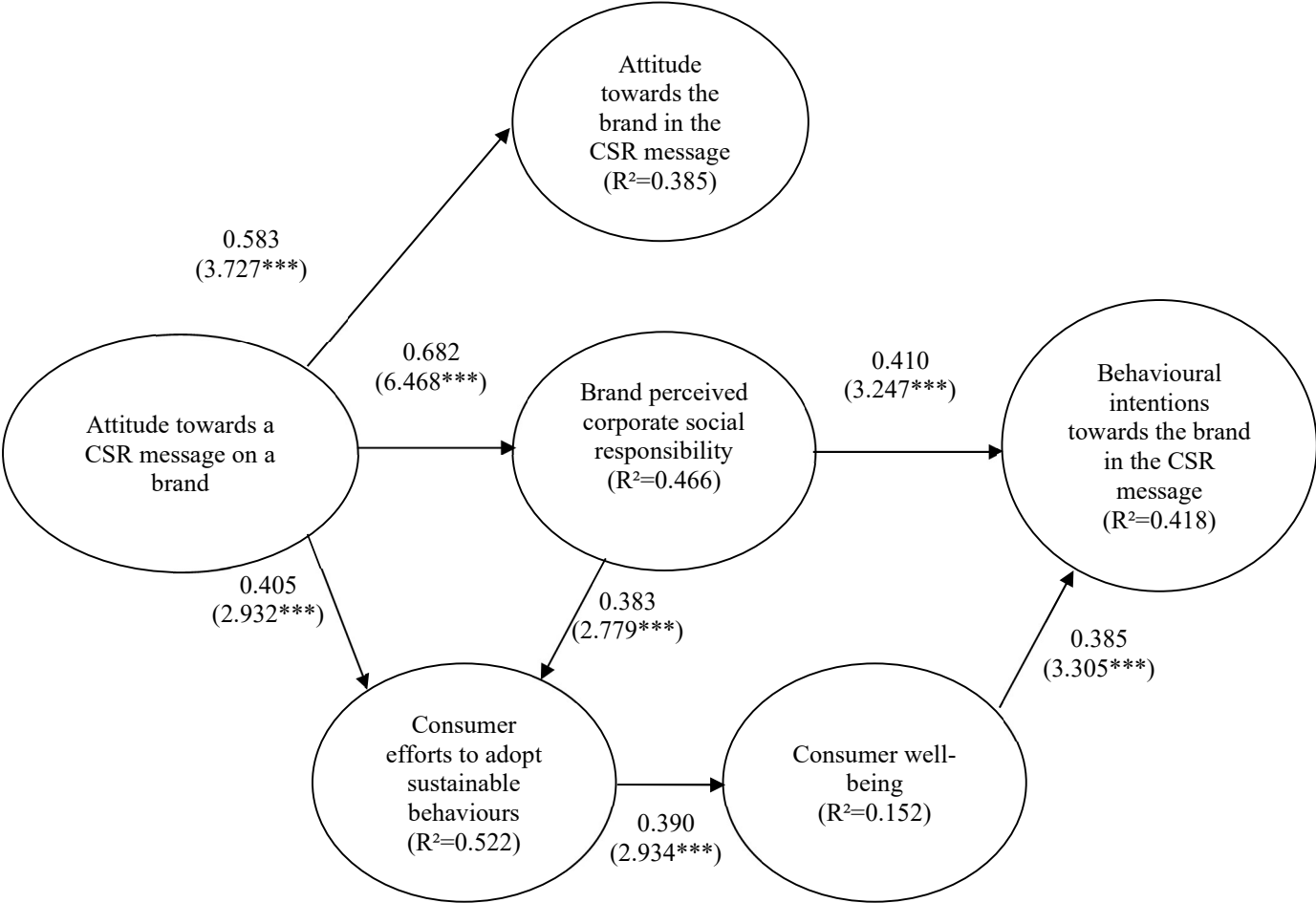
**Figure 2: Results – Total sample (n=414)**



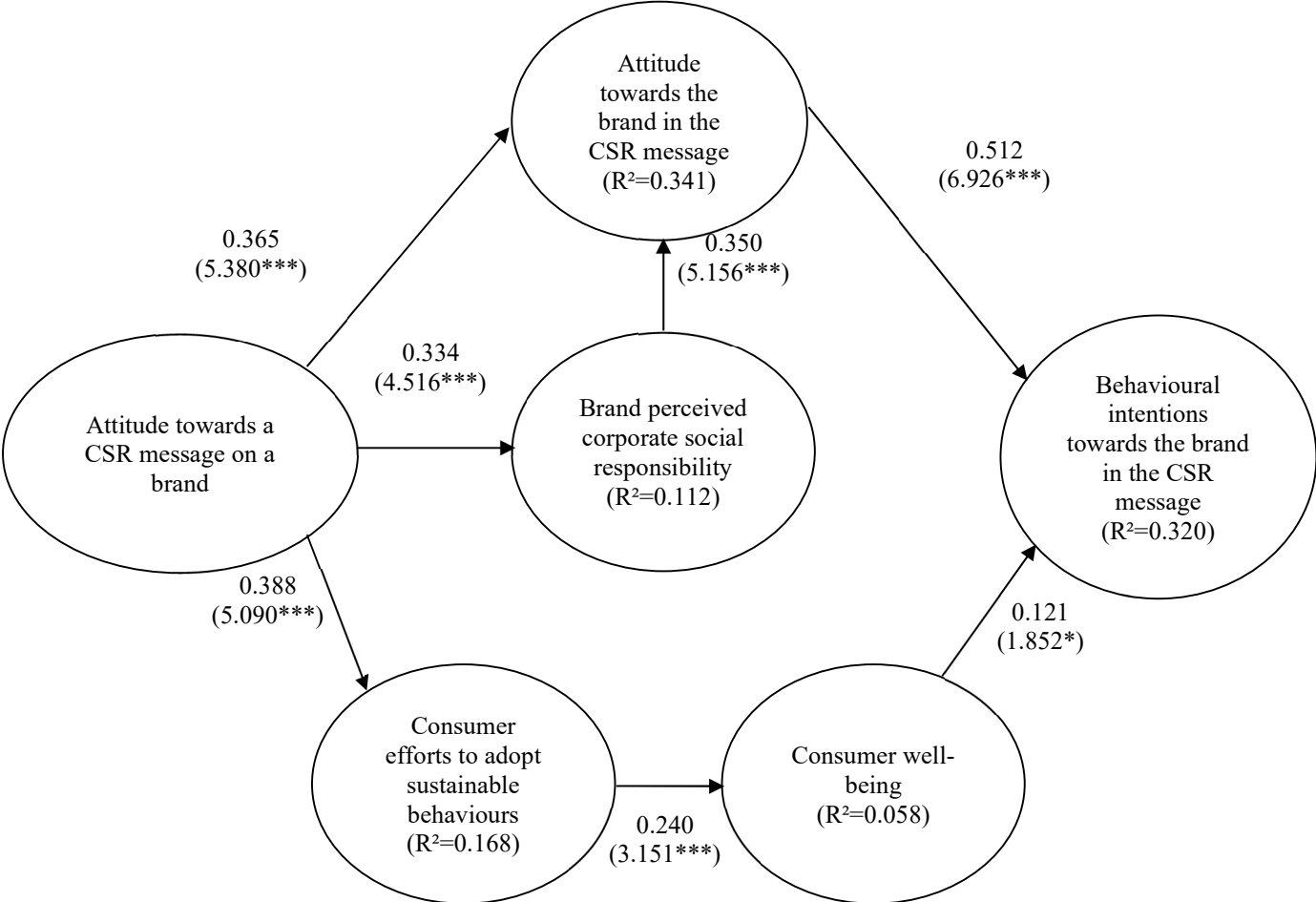
**Figure 3: Results – Group 1 (n=200)**



**Figure 4: Results – Group 2 (n=50)**



**Figure 5: Results – Group 3 (n=164)**



**Table 1: Results of confirmatory factor analyses**

Constructs	Items	Total sample (n=414)		Group 1 (n=200)		Group 2 (n=50)		Group 3 (n=164)	
		Loadings	<i>t</i>	Loadings	<i>t</i>	Loadings	<i>t</i>	Loadings	<i>t</i>
AM	My opinion about this ad is that ...	0.897	36.643***	0.920	34.592***	0.939	10.453***	0.869	21.118***
	I like this ad	0.902	39.107***	0.899	35.678***	0.860	9.527***	0.924	23.293***
	I think it's a good ad	0.676	26.676***	0.767	32.167***	0.684	7.794***	0.650	17.846***
CSR	I could talk to people around me about this ad	0.635	18.205***	0.609	10.368***	0.774	13.145***	0.589	9.392***
	Through this ad, I think that the water brand wants to ...	0.717	23.005***	0.671	17.960***	0.831	16.701***	0.691	8.847***
	reduce its consumption of natural resources	0.716	23.793***	0.674	13.417***	0.822	16.935***	0.752	14.698***
	make its production process more environment friendly	0.761	26.470***	0.809	21.224***	0.816	16.418***	0.675	12.979***
	make its products as environment friendly as possible	0.818	27.576***	0.796	22.883***	0.866	10.606***	0.833	17.672***
	respect consumers' rights (e.g., regarding information guarantees)	0.759	25.028***	0.723	13.780***	0.901	12.957***	0.777	20.653***
SB	take care of the planet and by extension of its inhabitants	0.852	45.730***	0.849	29.430***	0.760	7.550***	0.830	24.236***
	give consumers correct information on what its products are made of	0.838	38.167***	0.838	18.798***	0.836	16.625***	0.771	25.413***
	After seeing this ad, I could ...	0.886	50.638***	0.880	28.136***	0.807	11.308***	0.896	24.521***
	recycle more of my plastics	0.861	49.493***	0.855	28.453***	0.816	13.304***	0.828	32.570***
	recycle more of my boxes	0.873	53.910***	0.862	36.652***	0.828	10.994***	0.863	21.889***
	recycle more of my paper	0.857	61.082***	0.873	37.501***	0.876	18.092***	0.742	26.511***
	purchase reusable products more often	0.878	62.800***	0.863	44.652***	0.919	17.490***	0.887	42.279***
AB	purchase sustainable products more often	0.883	60.534***	0.896	38.430***	0.774	16.048***	0.897	37.422***
	purchase recyclable products more often	0.889	58.089***	0.865	43.324***	0.886	18.819***	0.924	30.376***
	Based on this ad, I think the water brand is ...	0.871	64.313***	0.883	37.906***	0.868	18.324***	0.852	56.128***
	a good brand	0.841	59.276***	0.908	69.451***	0.658	7.696***	0.728	24.115***
BI	a pleasant brand	0.960	64.276***	0.967	62.959***	0.932	17.402***	0.957	28.290***
	a brand I like	0.947	69.796***	0.966	65.375***	0.977	17.704***	0.918	29.897***
	a brand towards which I have a favourable attitude								



	Overall, I would say that ...								
<b>WB</b>	protecting the environment contributes to my happiness	0.876	84.173***	0.784	35.482***	0.751	14.327***	0.744	8.691***
	recycling and protecting the environment improve my well-being	0.920	56.247***	0.878	32.295***	0.809	15.225***	0.857	12.695***
	recycling and protecting the environment contribute to my overall satisfaction with life	0.911	53.871***	0.828	26.555***	0.941	12.345***	0.701	8.372***

Notes: \*\*\* coefficient significant. Student's *t* test values higher than |2.575| indicate parameters significant at the 1%/ level.

AM: Attitude towards a CSR Message on a brand

CSR: Brand perceived Corporate Social Responsibility

SB: Consumer efforts to adopt Sustainable Behaviours

AB: Attitude towards the Brand in the CSR message

BI: Behavioural Intentions towards the brand in the CSR message

WB: Consumer Well-Being

**Table 2: Test of discriminant validity**

<b>Total sample (n=414)</b>	<b>CR</b>	<b>AVE</b>	<b>1.</b>	<b>2.</b>	<b>3.</b>	<b>4.</b>	<b>5.</b>	<b>6.</b>
<b>1. AM</b>	0.869	0.692						
<b>2. CSR</b>	0.876	0.542	0.561					
<b>3. SB</b>	0.945	0.742	0.499	0.336				
<b>4. AB</b>	0.932	0.775	0.679	0.559	0.302			
<b>5. BI</b>	0.941	0.842	0.696	0.505	0.444	0.711		
<b>6. WB</b>	0.930	0.815	0.191	0.106	0.427	0.052	0.219	
<b>Group 1 (n=200)</b>	<b>CR</b>	<b>AVE</b>	<b>1.</b>	<b>2.</b>	<b>3.</b>	<b>4.</b>	<b>5.</b>	<b>6.</b>
<b>1. AM</b>	0.898	0.748						
<b>2. CSR</b>	0.863	0.514	0.548					
<b>3. SB</b>	0.944	0.739	0.390	0.256				
<b>4. AB</b>	0.930	0.769	0.699	0.627	0.238			
<b>5. BI</b>	0.963	0.898	0.692	0.564	0.258	0.830		
<b>6. WB</b>	0.869	0.690	0.121	0.150	0.025	0.161	0.206	
<b>Group 2 (n=50)</b>	<b>CR</b>	<b>AVE</b>	<b>1.</b>	<b>2.</b>	<b>3.</b>	<b>4.</b>	<b>5.</b>	<b>6.</b>
<b>1. AM</b>	0.871	0.696						
<b>2. CSR</b>	0.933	0.699	0.845					
<b>3. SB</b>	0.925	0.675	0.817	0.698				
<b>4. AB</b>	0.921	0.746	0.738	0.403	0.284			
<b>5. BI</b>	0.899	0.752	0.761	0.598	0.730	0.258		
<b>6. WB</b>	0.875	0.701	0.384	0.072	0.424	0.130	0.462	
<b>Group 3 (n=164)</b>	<b>CR</b>	<b>AVE</b>	<b>1.</b>	<b>2.</b>	<b>3.</b>	<b>4.</b>	<b>5.</b>	<b>6.</b>
<b>1. AM</b>	0.861	0.678						
<b>2. CSR</b>	0.867	0.524	0.432					
<b>3. SB</b>	0.926	0.678	0.493	0.188				
<b>4. AB</b>	0.939	0.793	0.607	0.545	0.376			
<b>5. BI</b>	0.905	0.763	0.639	0.365	0.556	0.627		
<b>6. WB</b>	0.813	0.593	0.171	0.100	0.327	0.044	0.213	

Notes:

CR: composite reliability

AVE: average variance extracted

AM: Attitude towards a CSR Message on a brand

CSR: Brand perceived Corporate Social Responsibility

SB: Consumer efforts to adopt Sustainable Behaviours

AB: Attitude towards the Brand in the CSR message

BI: Behavioural Intentions towards the brand in the CSR message

WB: Consumer Well-Being

**Table 3: Descriptive statistics**

The mean scores have been recalculated between 0 and 100	Total sample (n=414)	Group 1 (n=200)	Group 2 (n=50)	Group 3 (n=164)	ANOVAs		Comparison of means tests for independent samples					
							(1) vs (2)		(1) vs (3)		(2) vs (3)	
					F	p-value	t	p-value	t	p-value	t	p-value
<b>AM</b>	64.63	56.22	<b>66.44</b>	<b>64.97</b>	8.078	0.000	-3.804	0.000	0.871	0.384	-3.656	0.000
<b>CSR</b>	74.41	<b>75.36</b>	<b>74.59</b>	70.00	3.221	0.041	0.573	0.567	2.009	0.049	1.715	0.091
<b>SB</b>	75.46	58.89	74.80	<b>80.14</b>	38.064	0.000	-6.999	0.000	-8.024	0.000	-3.314	0.001
<b>AB</b>	72.95	<b>72.92</b>	67.00	<b>74.80</b>	4.973	0.007	2.372	0.018	-1.151	0.251	-3.357	0.001
<b>BI</b>	61.03	<b>64.28</b>	49.11	60.70	11.607	0.000	5.631	0.000	1.688	0.092	-4.049	0.000
<b>WB</b>	80.43	54.00	74.19	<b>92.17</b>	332.291	0.000	-14.297	0.000	20.193	0.000	-10.380	0.000

Notes:

AM: Attitude towards a CSR Message on a brand

CSR: Brand perceived Corporate Social Responsibility

SB: Consumer efforts to adopt Sustainable Behaviours

AB: Attitude towards the Brand in the CSR message

BI: Behavioural Intentions towards the brand in the CSR message

WB: Consumer Well-Being

**Table 4: Results of the structural equations model**

Hypothesized links	Total sample (n=414)			Group 1 (n=200) (1)			Group 2 (n=50) (2)			Group 3 (n=164) (3)			Results (p-value) of tests of differences between the two PC		
	PC	<i>t</i>	R <sup>2</sup>	PC	<i>t</i>	R <sup>2</sup>	PC	<i>t</i>	R <sup>2</sup>	PC	<i>t</i>	R <sup>2</sup>	(1) vs (2)	(1) vs (3)	(2) vs (3)
AM → CSR	0.456	10.405***	0.208	0.478	7.648***	0.228	<b>0.682</b>	6.468***	0.466	0.334	4.516***	0.112	0.082	0.134	0.006
AM → SB	0.356	7.165***	0.195	0.299	3.967***	0.134	0.405	2.932***	0.522	0.388	5.090***	0.168	0.483	0.373	0.918
CSR → SB	0.144	2.905***		0.112	n.s.		<b>0.383</b>	2.779***		0.055	n.s.		0.098	0.623	0.060
SB → WB	0.388	8.558***	0.151	0.049	n.s.	0.002	<b>0.390</b>	2.934***	0.152	<b>0.240</b>	3.151***	0.058	0.038	0.080	0.379
AM → AB	0.436	10.074***	0.390	0.453	7.627***	0.465	0.583	3.727***	0.385	0.365	5.380***	0.341	0.347	0.289	0.096
CSR → AB	0.291	6.712***		<b>0.337</b>	5.687***		0.052	n.s.		<b>0.350</b>	5.156***		0.045	0.900	0.024
CSR → BI	0.158	3.792***		0.122	2.261**		<b>0.410</b>	3.247***		0.060	n.s.		0.042	0.535	0.012
AB → BI	0.558	13.410***	0.461	<b>0.691</b>	12.713***	0.603	0.071	n.s.	0.418	0.512	6.926***	0.320	0.002	0.026	0.002
WB → BI	0.154	4.225***		0.058	n.s.		<b>0.385</b>	3.305***		0.121	1.852*		0.030	0.491	0.052

Notes:

PC: path coefficients; \*\*\*/\*\*/\* coefficient significant. Student's *t* test values higher than |2.575/1.96/1.645| indicate parameters significant at the 1%/5%/10% level; n.s.: non-significant coefficient.

AM: Attitude towards a CSR Message on a brand

CSR: Brand perceived Corporate Social Responsibility

SB: Consumer efforts to adopt Sustainable Behaviours

AB: Attitude towards the Brand in the CSR message

BI: Behavioural Intentions towards the brand in the CSR message

WB: Consumer Well-Being

**Table 5: Variables used to describe the three consumer subgroups**

References	Variables	Items	Loadings	<i>t</i>	CR	AVE
Parguel and Benoit-Moreau (2007)	Consumer scepticism towards advertising	Overall, I would say that... I often doubt the truthfulness of advertising messages	0.826	47.398***	0.915	0.730
		... I find it hard to believe advertising promises	0.901	43.558***		
		... I am not convinced by the merits of a product stated in advertisements	0.896	49.872***		
		... I think that advertisements usually lie	0.791	49.847***		
Edwards et al. (2010)	Consumer familiarity with the water brand	Overall, I would say that...the water brand is a brand that I am quite familiar with	0.816	57.994***	0.893	0.736
		... I consider myself rather well informed about the water brand	0.860	50.666***		
		... The water brand is a brand I know quite well	0.895	47.777***		
Swaen and Chumpitaz (2008)	Perceived altruistic motivations of companies that invest in CSR	Overall, I think companies are getting involved in social and environmental activities... because they want to give something back in return for what society gives them	0.841	26.525***	0.794	0.565
		because they understand that they are part of society	0.744	20.734***		
		out of pure altruism	0.660	16.559***		
Durif et al. (2011)	Consumer regular adoption of sustainable behaviours	In the last 12 months, ... I have made an effort to buy products that are less harmful to the environment	0.818	21.766***	0.891	0.507
		... I chose to buy local	0.692	19.830***		
		... when I had the choice, I bought products/services from companies that help people in need	0.688	20.798***		
		... I avoided buying products made from endangered animals	0.731	21.778***		
		... I stopped buying products/services that I didn't really need	0.692	21.822***		
		... I recycled	0.661	17.494***		
		... I have used modes of transportation other than the car (walking, bus, bicycle, subway)	0.706	24.214***		
... I composted	0.696	20.936***				

Notes:

\*\*\* coefficient significant. Student's *t* test values higher than |2.575| indicate parameters significant at the 1%/ level.

CR: composite reliability

AVE: average variance extracted

**Table 6: Description of three consumer subgroups**

The mean scores have been recalculated between 0 and 100	Group 1: Familiar with the water brand, and sceptical of advertising (1) (48.4%)	Group 2: Least familiar with the water brand (2) (12%)	Group 3: Most responsible, and sceptical of companies' CSR policies (3) (39.6%)	ANOVAs		Comparison of means tests for independent samples					
				F	p-value	(1) vs (2)		(1) vs (3)		(2) vs (3)	
						<i>t</i>	p-value	<i>t</i>	p-value	<i>t</i>	p-value
Consumer scepticism towards advertising	<b>73.71</b>	68.67	66.46	10.337	0.000	2.021	0.044	4.526	0.000	0.904	0.367
Consumer familiarity with the water brand	<b>62.78</b>	53.33	58.94	5.551	0.004	3.253	0.001	1.906	0.057	-1.831	0.069
Perceived altruistic motivations of companies that invest in CSR	59.94	59.69	<b>46.22</b>	20.455	0.000	0.171	0.864	6.319	0.000	-6.398	0.000
Consumer regular adoption of sustainable behaviours	71.70	62.42	<b>81.85</b>	81.428	0.000	11.429	0.000	9.176	0.000	-5.066	0.000

**Table 7: Sociodemographic characteristics of three consumer subgroups**

		<b>Group 1 (n=200)</b>	<b>Group 2 (n=50)</b>	<b>Group 3 (n=164)</b>
<b>Sex</b>	Female	83.0%	56.0%	72.0%
	Male	17.0%	44.0%	28.0%
<b>Age</b>	18-24	32.0%	28.0%	24.4%
	25-34	18.0%	44.0%	24.4%
	35-49	27.0%	8.0%	24.4%
	50-64	23.0%	20.0%	26.8%
<b>Marital status</b>	Single	59.0%	44.0%	50.0%
	Common-law or married	37.0%	52.0%	50.0%
	Widowed	4.0%	4.0%	0.0%
<b>Employment category</b>	White-collar workers	41.0%	40.0%	37.8%
	Blue-collar workers	28.0%	36.0%	28.0%
	Unemployed	31.0%	24.0%	34.1%

**Table 8: Recapitulation of results obtained**

<b>Hypotheses and hypothesized</b>	<b>Total sample (n=414)</b>	<b>Group 1: Familiar with the water brand, and sceptical of advertising (48.4%)</b>	<b>Group 2: Least familiar with the water brand (12%)</b>	<b>Group 3: Most responsible, and sceptical of companies' CSR policies (39.6%)</b>
H1: AM → CSR	Supported	Supported	Supported	Supported
H2: AM → AB	Supported	Supported	Supported	Supported
H3: AB → BI	Supported	Supported	Rejected	Supported
H4: CSR → AB	Supported	Supported	Rejected	Supported
H5: CSR → BI	Supported	Supported	Supported	Rejected
H6: CSR → SB	Supported	Rejected	Supported	Rejected
H7: AM → SB	Supported	Supported	Supported	Supported
H8: SB → WB	Supported	Rejected	Supported	Supported
H9: WB → BI	Supported	Rejected	Supported	Supported

Notes:

AM: Attitude towards a CSR Message on a brand

CSR: Brand perceived Corporate Social Responsibility

SB: Consumer efforts to adopt Sustainable Behaviours

AB: Attitude towards the Brand in the CSR message

BI: Behavioural Intentions towards the brand in the CSR message

WB: Consumer Well-Being