



HAL
open science

Microstructural characteristics and corrosion resistance of atmospheric pressure chemical vapor deposited SiO₂ films from TEOS and O₂

Simon Ponton, Franck Dhainaut, Hugues Vergnes, Brigitte Caussat, Diane Samélor, Daniel Sadowski, Constantin Vahlas

► To cite this version:

Simon Ponton, Franck Dhainaut, Hugues Vergnes, Brigitte Caussat, Diane Samélor, et al.. Microstructural characteristics and corrosion resistance of atmospheric pressure chemical vapor deposited SiO₂ films from TEOS and O₂. CIMTEC 2018, Jun 2018, Perugia (Italy), Italy. hal-04382802

HAL Id: hal-04382802

<https://hal.science/hal-04382802>

Submitted on 11 Jan 2024

HAL is a multi-disciplinary open access archive for the deposit and dissemination of scientific research documents, whether they are published or not. The documents may come from teaching and research institutions in France or abroad, or from public or private research centers.

L'archive ouverte pluridisciplinaire **HAL**, est destinée au dépôt et à la diffusion de documents scientifiques de niveau recherche, publiés ou non, émanant des établissements d'enseignement et de recherche français ou étrangers, des laboratoires publics ou privés.










Open Archive Toulouse Archive Ouverte

OATAO is an open access repository that collects the work of Toulouse researchers and makes it freely available over the web where possible

This is an author's version published in: <http://oatao.univ-toulouse.fr/21803>

To cite this version:

Ponton, Simon  and Dhainaut, Franck  and Vergnes, Hugues  and Caussat, Brigitte  and Samélor, Diane 
and Sadowski, Daniel  and Vahlas, Constantin 
Microstructural characteristics and corrosion resistance of atmospheric pressure chemical vapor deposited SiO₂ films from TEOS and O₂. (2018) In: CIMTEC 2018, 4 June 2018 - 8 June 2018 (Perugia, Italy).

Any correspondence concerning this service should be sent to the repository administrator: tech-oatao@listes-diff.inp-toulouse.fr

Microstructural characteristics and corrosion resistance of atmospheric pressure chemical vapor deposited SiO₂ films from TEOS and O₂.

S. Ponton* and F. Dhainaut, CIRIMAT and LGC, Toulouse, France ; H. Vergnes and B. Causat, LGC, Toulouse, France ; D. Samélor, D. Sadowski and C. Vahlas, CIRIMAT, Toulouse, France

Abstract

Chemical vapor deposited SiO₂ films from tetraethyl orthosilicate (TEOS) is a key enabling material in numerous applications. Among the several pathways for the CVD of SiO₂ films from TEOS, the poorly investigated medium temperature process involving oxygen ensures a compromise between the high thermal load of the surface reaction of the TEOS pyrolysis process, and the strong activation of gas phase reactions in the ozone assisted decomposition of TEOS. It is a promising route towards conformal coverage of complex-in-shape structures, growth rate control, and appropriate physical & chemical properties of the coating.

SiO_x films are obtained from TEOS+O₂ in a horizontal CVD reactor operating at atmospheric pressure between 350 and 500°C. FTIR operating under normal and 55° incidence angle is used for the investigation of the structure, namely density, strain, oxygen content and stoichiometry of the films, by probing vibrational modes in the 900-1300 cm⁻¹ region with well-resolved TO-LO phonon splitting. Complementary density values obtained by ellipsometry allow estimating the porosity of the films. Their corrosion resistance is investigated by the P-Etch test through thickness loss and is correlated with their composition, porosity and density.