



HAL
open science

Anisotropy of the anomalous Hall effect in thin films of the altermagnet candidate Mn_5Si_3

Miina Leiviskä, Javier Rial, Antonín Badura, Rafael Lopes Seeger, Ismaïla Kounta, Sebastian Beckert, Dominik Kriegner, Isabelle Joumard, Eva Schmoranzzerová, Jairo Sinova, et al.

► **To cite this version:**

Miina Leiviskä, Javier Rial, Antonín Badura, Rafael Lopes Seeger, Ismaïla Kounta, et al.. Anisotropy of the anomalous Hall effect in thin films of the altermagnet candidate Mn_5Si_3 . *Physical Review B*, 2024, 109, pp.224430. 10.1103/PhysRevB.109.224430 . hal-04376117v2

HAL Id: hal-04376117

<https://hal.science/hal-04376117v2>

Submitted on 28 Jun 2024

HAL is a multi-disciplinary open access archive for the deposit and dissemination of scientific research documents, whether they are published or not. The documents may come from teaching and research institutions in France or abroad, or from public or private research centers.

L'archive ouverte pluridisciplinaire **HAL**, est destinée au dépôt et à la diffusion de documents scientifiques de niveau recherche, publiés ou non, émanant des établissements d'enseignement et de recherche français ou étrangers, des laboratoires publics ou privés.



Distributed under a Creative Commons Attribution 4.0 International License

Anisotropy of the anomalous Hall effect in thin films of the altermagnet candidate Mn_5Si_3

Miina Leiviskä^{1,*}, Javier Rial¹, Antonín Bad'ura^{2,3}, Rafael Lopes Seeger¹, Ismaïla Kounta⁴, Sebastian Beckert⁵, Dominik Kriegner^{5,3}, Isabelle Joumard¹, Eva Schmoranzarová², Jairo Sinova⁶, Olena Gomonyay⁶, Andy Thomas^{5,7}, Sebastian T. B. Goennenwein⁸, Helena Reichlová^{3,5}

Libor Šmejkal⁶, Lisa Michez⁴, Tomáš Jungwirth³ and Vincent Baltz^{1,†}

¹*Univ. Grenoble Alpes, CNRS, CEA, Grenoble INP, IRIG-SPINTEC, F-38000 Grenoble, France*

²*Department of Chemical Physics and Optics, Faculty of Mathematics and Physics, Charles University, Ke Karlovu 5, 121 16 Prague 2, Czech Republic*

³*Institute of Physics, Czech Academy of Sciences, Cukrovarnická 10, 162 00 Praha 6, Czech Republic*

⁴*Aix Marseille Univ., CNRS, CINAM, AMU-TECH, Marseille, France*

⁵*Institute of Solid State and Materials Physics, and Würzburg-Dresden Cluster of Excellence ct.qmat, TU Dresden, 01062 Dresden, Germany*

⁶*Institute for Physics, Johannes Gutenberg University Mainz, 55128 Mainz, Germany*

⁷*Leibniz Institute of Solid State and Materials Science (IFW Dresden),*

Helmholtzstraße 20, 01069 Dresden, Germany

⁸*Department of Physics, University of Konstanz, 78457 Konstanz, Germany*



(Received 11 February 2024; revised 31 May 2024; accepted 5 June 2024; published 27 June 2024)

Altermagnets are compensated magnets belonging to spin symmetry groups that allow alternating spin polarizations both in the coordinate space of the crystal and in the momentum space of the electronic structure. In these materials the anisotropic local crystal environment of the different sublattices lowers the symmetry of the system so that the opposite-spin sublattices are connected only by rotations. This results in an unconventional spin-polarized band structure in the momentum space. This low symmetry of the crystal structure is expected to be reflected in the anisotropy of the anomalous Hall effect. In this work, we study the anisotropy of the anomalous Hall effect in epitaxial thin films of Mn_5Si_3 , an altermagnetic candidate material. We first demonstrate a change in the relative Néel vector orientation when rotating the external field orientation through systematic changes in both the anomalous Hall effect and the anisotropic longitudinal magnetoresistance. We then show that the anomalous Hall effect in this material is anisotropic with the Néel vector orientation relative to the crystal structure and that this anisotropy requires high crystal quality and unlikely stems from the magnetocrystalline anisotropy. Our results thus provide further systematic support to the case for considering epitaxial thin films of Mn_5Si_3 as an altermagnetic candidate material.

DOI: [10.1103/PhysRevB.109.224430](https://doi.org/10.1103/PhysRevB.109.224430)

I. INTRODUCTION

The physical properties of magnetic materials are governed by the intrinsic symmetries of their crystal and spin structures, which are represented by symmetry groups. A good example in the realm of magnetotransport properties is the anomalous Hall effect (AHE) [1], where a longitudinal electric field \mathbf{E} generates a transversal Hall current \mathbf{j}_H that is perpendicular to the Hall vector ($\mathbf{h} = (\sigma_{zy}, \sigma_{xz}, \sigma_{yx})^T$, where σ_{ij} are the off-diagonal terms of the conductivity matrix), i.e., $\mathbf{j}_H = \mathbf{h} \times \mathbf{E}$. As \mathbf{h} is an axial vector and odd upon time-reversal (\mathcal{T}), nonvanishing AHE is only observed in systems where the symmetries allow for such a vector. In ferromagnetic materials the net magnetization is also a \mathcal{T} -odd axial vector and thus \mathbf{h} is allowed [1], while, in magnetic materials with compensated order, \mathbf{h} is allowed upon sufficient lowering of the crystal symmetries [2–7]. In antiferromagnetic materials [8,9] where

the opposite-spin sublattices are connected by translation or inversion, \mathbf{h} is forbidden by symmetry, while in altermagnetic materials [10–12] this connecting symmetry is rotation, which can allow for \mathbf{h} although spin orientation along specific crystal axes can still forbid \mathbf{h} by symmetry [13–20]. We note that, to observe AHE, a weak nonzero spin-orbit coupling is always required to transmit lattice information to the conduction electrons even though the origins of the high signal amplitude are the intrinsic symmetries and thus nonrelativistic. The lowered symmetry in altermagnets stems from the two sublattices being inequivalent in terms of the local crystal environment. Altermagnets are characterized by alternating spin-splitting of the energy bands [10–12,21–26] and they show various core spintronic properties such as the AHE presented above, the Nernst effect (thermal counterpart of the AHE) [27–29], spin-polarized current generation [30–34], as well as giant and tunnel magnetoresistances [35–37] in heterostructures.

In polycrystalline soft ferromagnets, \mathbf{h} is allowed by symmetry for any magnetization orientation and therefore the AHE is proportional to the component of the magnetization

*Contact author: miina.leiviska@gmail.com

†Contact author: vincent.baltz@cea.fr

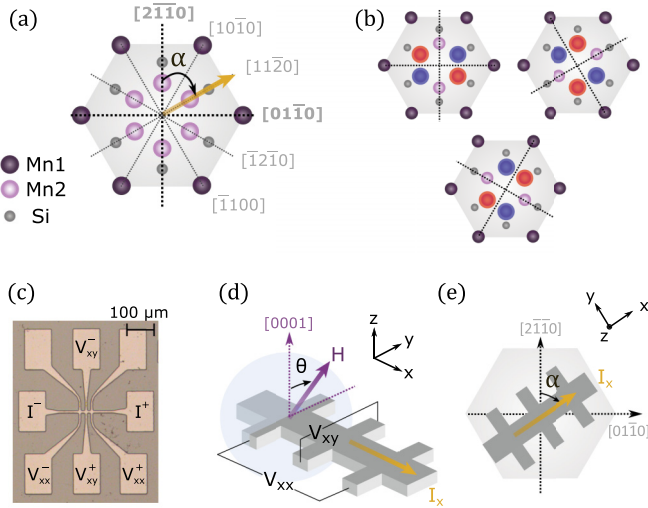


FIG. 1. (a) The hexagonal unit cell of epitaxial thin films of Mn_5Si_3 . (b) The three options of distributing the two magnetically ordered opposite-spin sublattices of Mn2 atoms (highlighted in red and blue). These three possible quadrupole domains yield six possible magnetic domains when accounting for the reversal of the Néel vector. (c) Optical image of a typical Hall bar device. (d) Illustration of a Hall bar with the angle θ defining the external field H orientation relative to the film normal z , which coincides with the $[0001]$ crystal axis of Mn_5Si_3 . (e) Top view of a Hall bar showing the angle α , which refers to the orientation of the current channel I_x relative to the crystal axis $[2\bar{1}\bar{1}0]$. Varying α is achieved through the fabrication of a set of Hall bars oriented along several crystal directions.

that is parallel to \mathbf{h} , i.e., to $M_s \cos \theta$, where M_s is the saturation magnetization and θ is the angle between the external field and the film normal, assuming that the field is strong enough to saturate the magnetization. Exceptions to this behavior can arise in crystalline ferromagnets [38,39] or ferromagnets with strong magnetocrystalline anisotropy, which causes a lag between the external field and the magnetization. In altermagnets, specific Néel vector (\mathbf{L}) orientations can either allow or exclude the Hall vector $\mathbf{h}(\mathbf{L})$ by symmetry [7,13,15] so that anisotropic AHE beyond $M_s \cos \theta$ can arise.

Anisotropic AHE beyond $M_s \cos \theta$ in compensated magnets constitutes a hallmark of altermagnetism, as has been recently demonstrated in RuO_2 [13] (intrinsic d -wave altermagnet, i.e., the electronic structure displays four lobes with alternating spin-polarization) and MnTe showing spontaneous AHE [15] (intrinsic g -wave, which acquires a d -wave character in the presence of spin-orbit coupling). Both RuO_2 and MnTe owe their altermagnetism to the presence of nonmagnetic atoms that render the local crystal environments of the sublattices anisotropic [12]. The saturation of \mathbf{L} in RuO_2 and MnTe requires high fields of 68 [13,14] and 4 T [15], respectively, so for further studies on the anisotropy of AHE in altermagnets a new material candidate where \mathbf{L} saturation is realized at smaller fields would be ideal.

Recently, high crystal quality thin films of Mn_5Si_3 have emerged as such a candidate [17–19,28,29], as the collinear compensated phase of Mn_5Si_3 with a hexagonal unit cell and four magnetic Mn atoms on the Mn2 sites in a checkerboard arrangement of the sublattices [shown in Fig. 1(a)] fulfills the

symmetry criteria for altermagnetism [17]. The altermagnetic phase has been supported by the experimental observations of both anomalous Hall [17,19] and Nernst effects [28,29]. Note that in the bulk phase of Mn_5Si_3 the hexagonal unit cell is not preserved during the magnetic ordering and the opposite-spin sublattices become connected by translation, making bulk Mn_5Si_3 antiferromagnetic [40–43]. However, when grown as epitaxial thin films [18] the substrate stabilizes the hexagonal unit cell of Mn_5Si_3 over the entire temperature range [17], fulfilling the symmetry requirements for making epitaxial Mn_5Si_3 a potential candidate for the altermagnetic phase with a d -wave symmetry. In good accordance with the theoretical predictions and the structural properties, epitaxial Mn_5Si_3 exhibits a sizable spontaneous AHE despite a vanishingly small net magnetization [17]. We note that vanishing net magnetization and nonvanishing AHE are also observed in noncollinear antiferromagnets with broken time reversal symmetry, such as Mn_3Sn and Mn_3Ge [44]. However, previous studies [17–19,28,29] through theoretical and experimental arguments show that noncollinear order in epitaxial Mn_5Si_3 films is unlikely.

In this work we investigate the anisotropy of AHE in epitaxial Mn_5Si_3 in terms of the external field orientation relative to the crystal structure. We show that a systematic rotation of the field in different crystal planes inflicts systematic changes on the magnetotransport properties, indicating that we are able to control the relative \mathbf{L} orientation with experimentally reasonable external field strengths of the order of 2 T. Moreover, we show that changing the relative \mathbf{L} orientation yields anisotropic behavior of the AHE, beyond $\cos \theta$, that requires a high crystal quality of the epitaxial films and is unlikely related to the magnetocrystalline anisotropy, which further demonstrates that the properties of epitaxial Mn_5Si_3 closely match those expected for altermagnetic materials. This is in line with previous findings in Mn_5Si_3 that predict collinear compensated hexagonal phase and demonstrate strong spontaneous anomalous Hall [17,19] and Nernst [28,29] effects with a clear influence of crystallinity [18] and Mn content [29].

II. METHODS

The epitaxial thin films of Mn_5Si_3 are grown on Si(111) substrates (thickness $\sim 250 \mu\text{m}$, $\rho > 10 \text{ k}\Omega \text{ cm}$) by molecular beam epitaxy using optimized growth parameters for realizing films with high crystalline quality and maximum Mn_5Si_3 content [18]. A few-nm-thick MnSi phase acts as a thin seed layer aiding the nucleation of Mn_5Si_3 on Si(111) [18]. Unless otherwise specified, the films used in this work contain 96% Mn_5Si_3 and 4% MnSi and they have a thickness of $\sim 17 \text{ nm}$. The high crystallinity and the crystal orientation of the films have been verified using transmission electron microscopy (TEM) in our previous works [17,18]. The epitaxial relationship between the Si substrate, MnSi seed layer, and Mn_5Si_3 film is $\text{Si}(111)[\bar{1}\bar{1}0] \parallel \text{MnSi}(111)[\bar{2}11] \parallel \text{Mn}_5\text{Si}_3(0001)[01\bar{1}0]$. The films were patterned into microscopic Hall bars shown in Fig. 1(c) using optical UV lithography and subsequent ion beam etching. The orientations of the Hall bar current channels relative to the crystal axis $[2\bar{1}\bar{1}0]$ are defined by the angle α as illustrated in

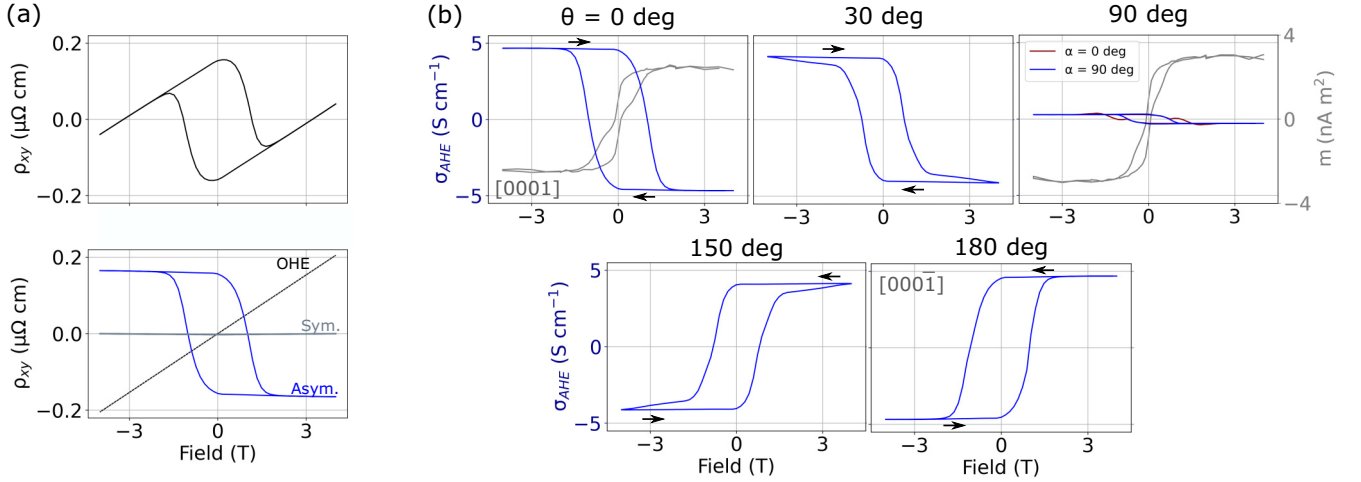


FIG. 2. (a) Disentangling the different contributions (symmetric in field $\rho_{xy,\text{sym}}$, antisymmetric in field $\rho_{xy,\text{asym}}$, and ordinary Hall effect ρ_{OHE}) to the field-dependence of transverse resistivity ρ_{xy} . The signal of interest here is $\rho_{xy,\text{asym}}$, relating to the anomalous Hall effect (AHE) resistivity ρ_{AHE} . (b) The hysteresis loops of the corresponding AHE conductivity $\sigma_{\text{AHE}} = \rho_{\text{AHE}}/\rho_{xx}^2$ at selected external field orientations θ at 110 K. The sweep direction is indicated by the small arrows. The σ_{AHE} is at maximum at $\theta = 0$ deg (field out of plane) and decreases when the field rotates away from it, almost vanishing at $\theta = 90$ deg (field in plane). This is in contrast with the magnetic moment m and corresponding weak magnetization M , which is isotropic for $\theta = 0$ and 90 deg. For $\theta = 90$ deg, the saturation fields are similar and below 2 T for both $\alpha = 0$ and 90 deg, pointing to similar magnetocrystalline anisotropy. Note that we have removed the linear diamagnetic background in the hysteresis loops of m .

Fig. 1(e). We measure simultaneously the longitudinal (V_{xx}) and transversal (V_{xy}) voltages [denoted in Figs. 1(c) and 1(d)] as a function of the external field strength and orientation to obtain the corresponding field and angular dependences of the longitudinal (ρ_{xx}) and transversal (ρ_{xy}) resistivities. We apply the external field always in the (yz) plane, i.e., the plane perpendicular to the current channel. Its exact orientation relative to the $[0001]$ crystal axis (film normal) is given by the angle θ , as illustrated in Fig. 1(d). Note that we will demonstrate later on in the text that the important parameter causing the anisotropic AHE is the crystal plane in which the external field rotates rather than the exact crystal orientation of the current channel; we alter the Hall bar orientation simply to ensure that the external field and the current channel are always perpendicular to each other unless otherwise stated. The current density is $3 \times 10^5 \text{ A cm}^{-2}$ throughout this work. For all the measurements presented in this work, the temperature was kept at 110 K, which is between the two critical temperatures of our films [17,18]. At this temperature the films exhibit characteristic features of an altermagnetic phase, i.e., a sizable spontaneous AHE despite a vanishingly small net magnetization [17].

III. RESULTS AND DISCUSSIONS

First, we study how the AHE resistivity (ρ_{AHE}) evolves when the external field orientation, parametrized by θ , is changed. We consider a Hall bar where the external field rotates in the $(0\bar{1}10)$ plane ($\alpha = 90$ deg). We first measured the hysteresis loops of ρ_{xy} for selected θ , from which a linear ρ_{OHE} background (slope $\sim 0.045 \mu\Omega \text{ cm T}^{-1}$), originating from the ordinary Hall effect, has been removed and only the antisymmetric-in-field part of the signal is used: $\rho_{\text{AHE}} = \rho_{xy,\text{asym}} = [\rho_{xy}(H) - \rho_{xy}(-H)]/2$. The

symmetric part $\rho_{xy,\text{sym}} = [\rho_{xy}(H) + \rho_{xy}(-H)]/2$, is negligible in our sample at the specific measurement temperature supporting the collinear spin configuration [20]. The different contributions to ρ_{xy} are summarized in Fig. 2(a). For the remaining of the paper, we will convert ρ_{AHE} to AHE conductivity $\sigma_{\text{AHE}} = \rho_{\text{AHE}}/\rho_{xx}^2$, which is used to characterize the intrinsic effects (ρ_{xx} at 110 K is $\sim 154 \mu\Omega \text{ cm}$).

The hysteresis loops of σ_{AHE} for various θ are shown in Fig. 2(b). We observe that the σ_{AHE} at saturation ($\sigma_{\text{AHE,max}}$) is maximum when the field is close to the out-of-plane $[0001]$ axis ($\theta = 0$ deg) and vanishes when the field is close to the in-plane $[2\bar{1}\bar{1}0]$ axis ($\theta = 90$ deg). As expected from the previous AHE study on the epitaxial Mn_5Si_3 [17], 180 degree rotation of this field changes the polarity of σ_{AHE} . The evolution of σ_{AHE} for the field orientations between $[0001]$ and $[000\bar{1}]$ is better visible in Fig. 3, where we directly show σ_{AHE} as a function of θ for a 4 T external field. Between $[0001]$ and $[000\bar{1}]$ σ_{AHE} shows steplike behavior: when the field is oriented close to either $[0001]$ or $[2\bar{1}\bar{1}0]$ (in-plane) crystal axes the slope is considerably more flat than in between these directions. We note that the backward sweep does not trace the forward sweep because the saturation is not reached at 4 T at all field orientations as seen in Fig. 2(b).

To unravel the possible origin of this anisotropic behavior of the AHE, we will first study the option of weak magnetization giving a contribution. Magnetic characterization was carried out using a superconducting quantum interference device (SQUID) magnetometer (Quantum Design MPMS XL 5.0). Before measurement the sample was cleaned with acetone, alcohol, and deionized water, and them mounted (in two different orientations) on a sample holder made of two quartz capillaries with two dots of glue. Analogously to the AHE experiments, we measured the sample magnetization M

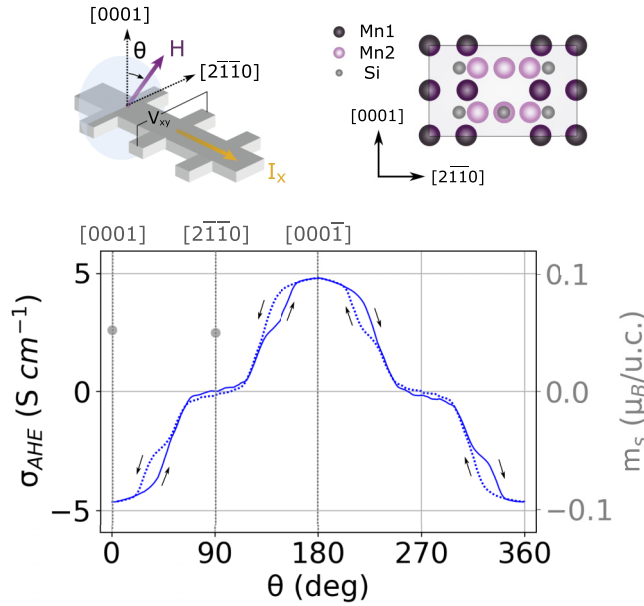


FIG. 3. The AHE conductivity σ_{AHE} as a function of the orientation θ of a 4 T external field, at 110 K (full line), for a current applied along the $[0\bar{1}\bar{1}0]$ direction ($\alpha = 90$ deg). The forward sweep is indicated by the full line and the backward sweep by the dotted line. The AHE signal does not correlate with the θ dependence of the weak saturation magnetization M_s of the hysteretic component (circles), which is isotropic at $\theta = 0$ and 90 deg. Inset: measurement geometry recalled and crystal structure of the $(0\bar{1}\bar{1}0)$ plane in which the external field H is rotated.

along the external field for two field orientations $\theta = 0$ and 90 deg as shown in Figs. 2(b) and 3. After removing a linear diamagnetic background, we observe that the magnetization loops contain two components: a nonhysteretic part that relates to the substrate and the sample holder, and a hysteretic part that we attribute to the Mn_5Si_3 film as the magnitude of its coercivity agrees with that of the AHE signal. This hysteretic component suggests a slight spontaneous canting of the magnetic sublattice moments and can play a role in the reversal mechanism of the Néel vector. We convert the moment m of the hysteretic component to magnetization using $M[\mu_B/\text{u.c.}] = mV_{\text{u.c.}}/(V_{\text{film}}\mu_B)$, where the volume of the unit cell is $V_{\text{u.c.}} = a^2c \sin(60^\circ)$, where $a = 6.93$ Å and $c = 4.77$ Å for our films at 110 K [17]. The volume of the magnetic film is $V_{\text{film}} \sim 17$ nm \times 5 mm \times 4 mm. We observe that the magnetization of the hysteretic component is ~ 0.05 $\mu_B/\text{u.c.}$, and this value for $\theta = 0$ and 90 deg is similar. While still being vanishingly small this value slightly exceeds the previously reported values [17,19], which likely stems from the slight variations in the magnetic properties between the different thin films. We note that the nonzero AHE despite the vanishing net magnetization could also arise from noncollinear AFM ordering in our films [4,5] but as previously shown this arrangement is unlikely in our material at the considered temperature [17]. Alternatively, the behavior shown in Fig. 2(b) would also be expected for a ferromagnet as $M_z \sim 0$ at $\theta = 90$ deg, while the wide plateau in Fig. 3 could be a consequence of the magnetocrystalline anisotropy. We will now discuss further experiments to show that the anisotropic AHE is more likely

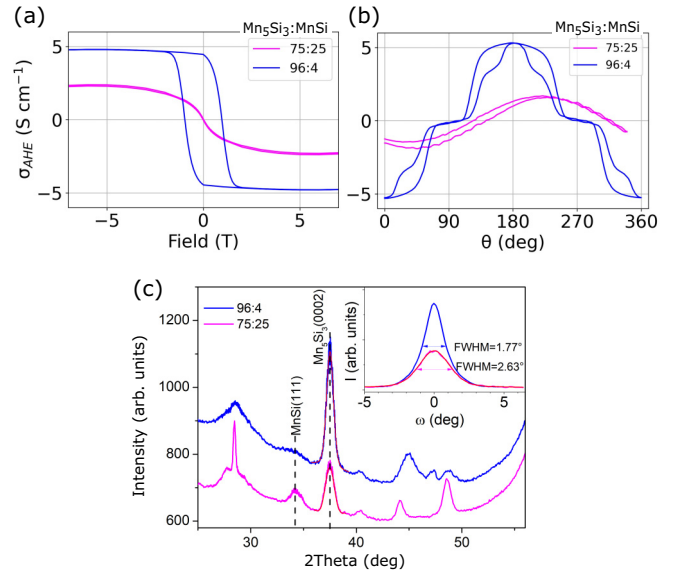


FIG. 4. (a) The field strength and (b) θ -orientation dependence (at 2 T) of σ_{AHE} at 110 K for epitaxial films with 96:4 and 75:25 $\text{Mn}_5\text{Si}_3:\text{MnSi}$ ratios. The former is an altermagnetic candidate and shows sizable AHE with large coercivity and unconventional steplike θ dependence. The latter is expected not altermagnetic [18] and it shows smaller AHE with vanishing coercivity and conventional isotropic θ dependence. (c) X-ray diffraction (XRD) profiles generated from the integrated intensities for equal radial distance of the 2D-XRD patterns of films with two different $\text{Mn}_5\text{Si}_3:\text{MnSi}$ ratios. Inset: rocking curves measured on the Mn_5Si_3 -(0002) reflections.

to originate from the presumed [17–19,28,29] altermagnetic phase of our films.

First, we have measured the AHE in Mn_5Si_3 films with a larger proportion of MnSi (Fig. 4), namely 75% Mn_5Si_3 and 25% MnSi, but with a similar thickness of ~ 16 nm and longitudinal resistivity ρ_{xx} of ~ 190 $\mu\Omega$ cm at 110 K (for bare MnSi film, ρ_{xx} is ~ 220 $\mu\Omega$ cm at 110 K). Increasing the MnSi content has been shown to deteriorate the crystallinity of the Mn_5Si_3 film, leading to a more textured film [18]. In the extreme polycrystalline case, altermagnetism can be prohibited as the strain necessary for stabilizing the hexagonal unit cell can relax at the grain boundaries, or if the hexagonal unit cell is retained in the individual grains their different crystal orientations would result in overall canceling out of the altermagnetic effects. In Fig. 4(c) we show that the 75:25 sample is more mosaic than the 96:4 judging from its wider broadening of the full width at half maximum (FWHM) of the rocking curves around the Mn_5Si_3 -(0002) reflections (shown in the inset of Fig. 4). This increase in mosaicity seems to be sufficient to result in the magnetotransport properties of this film to be different from those of the 96:4 ($\text{Mn}_5\text{Si}_3:\text{MnSi}$) films with higher crystal quality: the field dependence of σ_{AHE} of the 75:25 control sample has a reduced amplitude and a vanishing coercivity, while the θ dependence of the σ_{AHE} shows roughly a $\cos\theta$ behavior, pointing to a ferromagnetic character. These results are in stark contrast with the behavior of the 96:4 sample and demonstrate that the AHE with anisotropic θ dependence and nonzero coercivity requires a high crystal quality of the Mn_5Si_3 epitaxial films, which

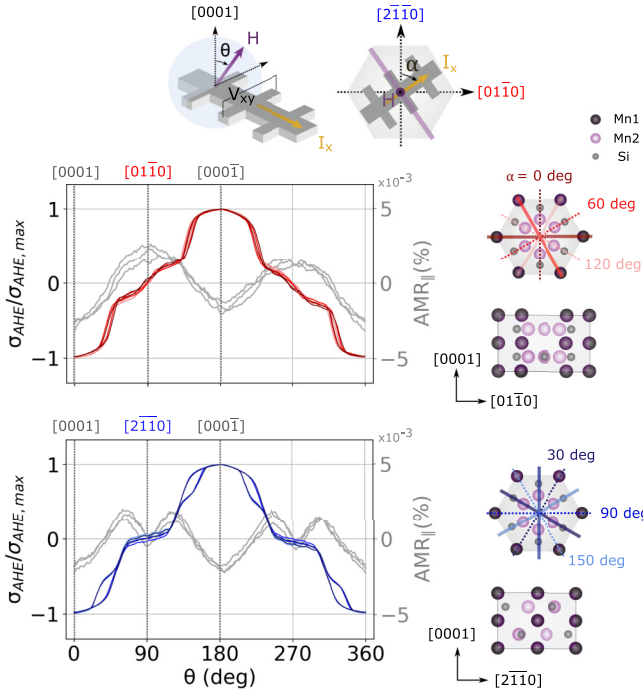


FIG. 5. The normalized AHE conductivity $\sigma_{\text{AHE}}/\sigma_{\text{AHE,max}}$ and the longitudinal anisotropic magnetoresistance (AMR_{\parallel}) when the external field is rotated in different crystal planes. In both cases, two distinct behaviors can be observed depending on whether the crystal plane is equivalent to $(0\bar{1}10)$ or $(2\bar{1}\bar{1}0)$. Here, the field strength is 4 T and the temperature is 110 K. The insets recall the geometry used and the planes in which the field is rotated.

is consistent with the presumed [17–19,28,29] altermagnetic phase being at the origin of the AHE as it requires the system to have a specific symmetry. Moreover, this shows that the spurious MnSi phase with $T_c \sim 40$ K is also unlikely origin of the AHE signal as the σ_{AHE} should in that case be stronger for the 75:25 sample.

Next, to further study the anisotropy of AHE, we vary systematically the crystal plane in which the external field and in effect the Néel vector \mathbf{L} (confirmed later using the anisotropic magnetoresistance measurements) is rotated, and again observe how the σ_{AHE} is affected. This was realized by patterning multiple Hall bars with their current channels oriented along different crystal axes. We recall that these orientations are denoted by α , which is the angle between the current channel and the crystal axis $[2\bar{1}\bar{1}0]$ as was shown in Fig. 1(e). For each Hall bar we rotate the field in a plane perpendicular to the current channel and thus effectively change the crystal plane in which the field rotates. We have chosen to focus on only the high symmetry crystal axes selecting α 's that reflect the hexagonal crystal structure of our material and can be divided into two sets: for $\alpha = 0, 60, 120$ deg the current channel is along $[2\bar{1}\bar{1}0]$ or equivalent so the field rotates in the crystal plane $(2\bar{1}\bar{1}0)$ or equivalent; for $\alpha = 30, 90, 150$ deg the current channel is along $[0\bar{1}10]$ or equivalent and the field rotates in the crystal plane $(0\bar{1}10)$ or equivalent. In Fig. 5 we show the θ dependence of the σ_{AHE} (with 4 T field) for the two sets of α 's. For each set, σ_{AHE} is maximum when the field is close to $[0001]$ axis but significant differences

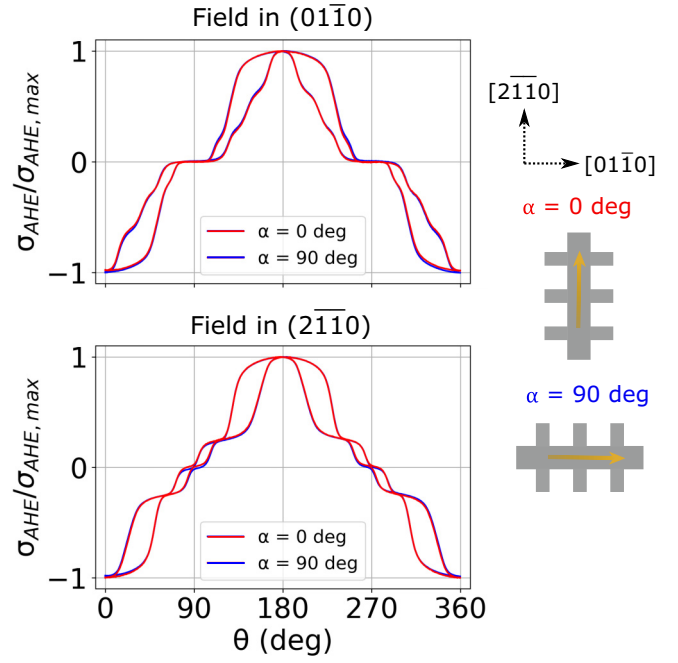


FIG. 6. Two perpendicular Hall bars measured simultaneously at 110 K with 2 T field. The anisotropic θ dependence of σ_{AHE} relates to the crystal plane in which the field rotates instead of the crystal axis along which the current channel orients.

arise when the field orients towards the sample plane: for $\alpha = 30, 90, 150$ deg, when the field orients in the $[2\bar{1}\bar{1}0]$ direction or equivalent, we observe a wide plateau around $\theta = 90$ deg, familiar from Fig. 3, while for $\alpha = 0, 60, 120$ deg when the field orients in the $[0\bar{1}10]$ direction or equivalent we observe a steeper linear slope instead. Intermediate angles, like $\alpha = 15, 45, \dots$ deg show intermediate behavior and provide no further information. We have verified that the anisotropy persists also at 2 and 7 T fields (Fig. 7). Moreover, the hexagonal symmetry of the AHE signals for the different α suggests that the three possibilities for the quadrupole domains, whose Néel vector may have a parallel component (Fig. 1), are likely present in equal populations: if each Mn2 site is on average magnetic, the α dependence of σ_{AHE} should reflect the hexagonal symmetry of the crystal structure. If one of these quadrupole domains dominated, lower symmetry for the α dependence of σ_{AHE} would be expected. The net AHE signal does not cancel out, which implies that the six magnetic domains corresponding to the three quadrupole domains and their reversed Néel vector counterparts are not equally populated. We attempted to modify the population of the quadrupole domains through field cooling in order to observe a corresponding break in the hexagonal symmetry of AHE signals. We field cooled the sample from 300 to 110 K along two different in-plane directions: $[2\bar{1}\bar{1}0]$ and $[0\bar{1}10]$ at 1.9 T field, after which we measured the angular θ dependence at 110 K with a 1.9 T field, for $\alpha = 0$ and 90 deg. We observed the same results as the zero-field-cooled case considered in the paper (Figs. 5–7), suggesting that the field cooling has no influence on the angular dependence of the AHE or the hexagonal anisotropy between the different crystal planes in which the field rotates. From this, we infer that the quadrupole

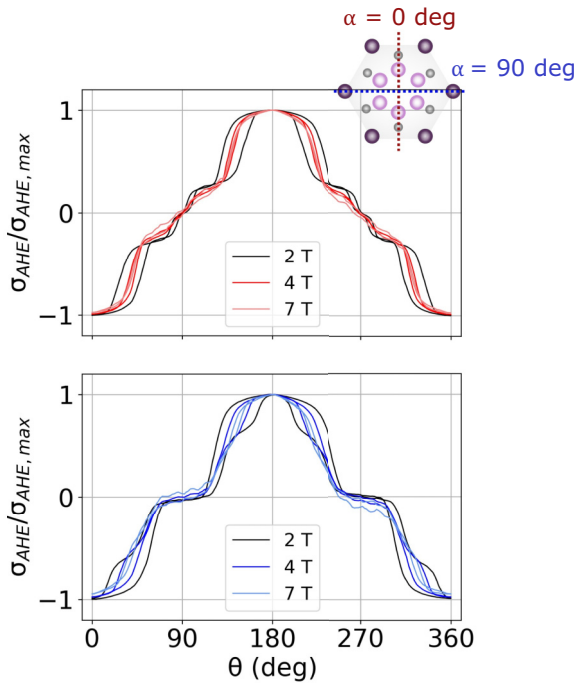


FIG. 7. The normalized AHE conductivity $\sigma_{\text{AHE}}/\sigma_{\text{AHE,max}}$ for two perpendicular Hall bars measured at different field strengths. The inset shows the crystal plane in which the field is rotating while the current channels are along crystal axes perpendicular to these planes. The anisotropy between the two Hall bars persists at 7 T, suggesting magnetocrystalline anisotropy as an unlikely origin of the anisotropic behavior.

domains could not be manipulated with field cooling. In fact, while the magnetic field will influence the Néel order, the response of the nonordered Mn atoms (Fig. 1) to the field is likely non-trivial and thus altering the population of the different quadrupole domains is also nontrivial. We also note that the presumed quadrupole domains in Mn_5Si_3 due to some Mn atoms not being ordered [Fig. 1(b)] differ from other multipole domains, such as the cluster octupole domains in the Mn_3Ge and Mn_3Sn noncollinear antiferromagnets [44,45], where all Mn atoms are magnetic and which can be manipulated with an external field.

We have verified that the key factor responsible for the change of behavior between the different α 's is the crystal plane in which the field rotates rather than the crystal axis along which the current channel is oriented, as observed in Fig. 6. We note that for Fig. 6 we have used a different sample of the same material, which explains some of the differences in the θ dependence of the σ_{AHE} compared to the other figures. However, the overall behavior is the same, which confirms the reproducibility of the results discussed here. In summary, the results in Figs. 5 and 6 allow us to conclude that the anisotropic behavior of the AHE depends on the \mathbf{L} orientation relative to the hexagonal crystal symmetry of the Mn_5Si_3 epitaxial films. We also consider magnetocrystalline anisotropy as the origin of the anisotropic AHE unlikely: if we interpret the results shown in Figs. 3 and 5 considering that the different crystal planes have strongly different magnetocrystalline energy landscapes, then for $\alpha = 30, 90,$ and 150 deg it is more

energetically favorable for \mathbf{L} to remain aligned along a crystal axis yielding $\sigma_{\text{AHE}} = 0$ at $\theta = 90$ deg compared to $\alpha = 0, 60,$ and 120 deg. However, the hysteresis loops measured at $\theta = 90$ deg for both $\alpha = 0$ and 90 deg [Fig. 2(b)] superimpose at 4 T, indicating that it is unlikely that at this field \mathbf{L} is lagging behind the external field around $\theta = 90$ deg for $\alpha = 30, 90,$ and 150 deg more than for $\alpha = 0, 60,$ and 120 deg. Moreover, as shown in Fig. 7 we observe the anisotropy in the α dependence of σ_{AHE} persisting up to 7 T, which is well above the saturation field of σ_{AHE} at any θ , as shown in Fig. 2(b). Along with our demonstration that the anisotropic AHE is crystal quality dependent and depends on the \mathbf{L} orientation relative to the hexagonal crystal symmetry, these observations provide further support to the main AHE contribution in our Mn_5Si_3 films being from altermagnetism. These results constitute the main conclusion of our work and they systematically support the previous calculations and experiments on the same system [17].

Finally, we confirm the ability to manipulate \mathbf{L} with the external field by measuring the anisotropic magnetoresistance (AMR), which is known to depend on the \mathbf{L} orientation. As shown in Fig. 5, we have measured the α and θ dependence of the longitudinal AMR (AMR_{\parallel}), which relates to ρ_{xx} as $\text{AMR}_{\parallel}(\theta) = [\rho_{xx}(\theta) - \langle \rho_{xx} \rangle] / \langle \rho_{xx} \rangle$, where $\langle \rho_{xx} \rangle$ indicates ρ_{xx} averaged over all angles. AMR is an even function of the field and known to have two components: a noncrystalline one scaling with the angle between the order parameter and the current direction, and a crystalline one relating to the order parameter orientation relative to the crystal axes [46]. We show the θ dependence for $\alpha = 0, 60, 120$ deg and $\alpha = 30, 90, 150$ deg Hall bars in Fig. 5 at conditions identical to the AHE measurements. Again we observe different behaviors for the two sets of α , as expected from the crystalline AMR depending on the crystal plane in which the order parameter rotates: for $\alpha = 0, 60, 120$ deg the dependence follows a $\cos 2\theta$ behavior while for $\alpha = 30, 90, 150$ deg higher order even cosines appear in the signal.

Although the exact Néel vector orientation and rotation under the action of the external magnetic field cannot be deduced from the results presented, we wish to open a discussion on the interpretation of the anisotropic AHE in the light of the symmetries of the epitaxial Mn_5Si_3 . This material is considered to be a candidate for the altermagnetic phase [17–19,28,29]. First, it should be noted that in our measurement geometry (Fig. 1) the changes in σ_{AHE} correspond to changes in the component of \mathbf{h} along the [0001] direction (out of plane). In altermagnets, the presence and orientation of \mathbf{h} depend on the \mathbf{L} -vector orientation because the latter influences the symmetries of the system. While accurate calculation of the entire θ dependence of $\mathbf{h}(\mathbf{L})$ is inhibited by the unknown relevant micromagnetic parameters, the value of σ_{AHE} for some specific orientations can be inferred from symmetry considerations. More specifically, considering the expected spin structure of the epitaxial Mn_5Si_3 shown in Fig. 1(a), we can use symmetry analysis to obtain information on the \mathbf{L} -vector orientations that give zero σ_{AHE} in the xy direction: if the \mathbf{L} -vector is along the [0001] crystal axis, \mathbf{h} is forbidden in any direction due to $C_{2x}, C_{2y},$ and C_{4z} symmetries, while if the \mathbf{L} vector is along any high-symmetry in-plane axis [highlighted in Fig. 1(a)], only \mathbf{h} in plane is allowed due to the

C_{2y} , \mathcal{T} and C_{2x} symmetries. This illustrates the influence of the \mathbf{L} orientation on the σ_{AHE} through symmetry, and thus the fact that the symmetries of the planes corresponding to $\alpha = 0, 60,$ and 120 deg and $\alpha = 30, 90,$ and 150 deg are different (Fig. 5) can give a plausible explanation to the anisotropy of σ_{AHE} in these planes.

IV. CONCLUSION

In conclusion, the implications of our measurements on the external field orientation dependence of σ_{AHE} in epitaxial Mn_5Si_3 films are twofold. First, the systematic changes in σ_{AHE} supported by the systematic changes in AMR_{\parallel} upon the field rotation underlines our ability to manipulate the \mathbf{L} orientation with an external field of the order of 2 T and above. This is an important premise for further experimentally feasible spin transport studies in altermagnets where control over the \mathbf{L} orientation is critical. Second, our key result is that the σ_{AHE} in epitaxial Mn_5Si_3 films shows anisotropic behavior as a function of the external field-induced orientation of \mathbf{L} relative to the underlying crystal structure, and

this anisotropic behavior depends on the crystal quality and is unlikely to relate to the magnetocrystalline anisotropy. This observation of the anisotropic σ_{AHE} adds to the growing array of properties of epitaxial Mn_5Si_3 : theoretical prediction of the collinear compensated hexagonal phase required and experimental demonstrations of vanishing net magnetization, strong spontaneous anomalous Hall [17,19] and Nernst [28,29] effects, and their dependence on the crystallinity [18] and Mn-content [29]. These properties together advocate the altermagnetic phase in this material.

ACKNOWLEDGMENTS

This work was supported by the French National Research Agency (ANR) and the Deutsche Forschungsgemeinschaft (DFG) (Project MATHEEIAS, Grant No. ANR-20-CE92-0049-01/DFG-445976410). H.R., E.S., S.T.B.G., and A.T. are supported by the DFG-GACR Grant No. 490730630. J.R. acknowledges MINECO for the Margaritas Salas program. D.K. acknowledges the academy of sciences of the Czech Republic for the Lumina Quaeruntur program.

-
- [1] N. Nagaosa, J. Sinova, S. Onoda, A. H. MacDonald, and N. P. Ong, Anomalous Hall effect, *Rev. Mod. Phys.* **82**, 1539 (2010).
- [2] J. Kübler and C. Felser, Non-collinear antiferromagnets and the anomalous Hall effect, *Europhys. Lett.* **108**, 67001 (2014).
- [3] H. Chen, Q. Niu, and A. H. MacDonald, Anomalous Hall effect arising from noncollinear antiferromagnetism, *Phys. Rev. Lett.* **112**, 017205 (2014).
- [4] S. Nakatsuji, N. Kiyohara, and T. Higo, Large anomalous Hall effect in a non-collinear antiferromagnet at room temperature, *Nature (London)* **527**, 212 (2015).
- [5] A. K. Nayak, J. E. Fischer, Y. Sun, B. Yan, J. Karel, A. C. Komarek, C. Shekhar, N. Kumar, W. Schnelle, J. Kübler, C. Felser, and S. S. P. Parkin, Large anomalous Hall effect driven by a nonvanishing Berry curvature in the noncolinear antiferromagnet M_3Ge , *Sci. Adv.* **2**, e1501870 (2016).
- [6] L. Šmejkal, R. González-Hernández, T. Jungwirth, and J. Sinova, Crystal time-reversal symmetry breaking and spontaneous Hall effect in collinear antiferromagnets, *Sci. Adv.* **6**, eaaz8809 (2020).
- [7] L. Šmejkal, A. H. MacDonald, J. Sinova, S. Nakatsuji, and T. Jungwirth, Anomalous Hall antiferromagnets, *Nat. Rev. Mater.* **7**, 482 (2022).
- [8] T. Jungwirth, X. Marti, P. Wadley, and J. Wunderlich, Antiferromagnetic spintronics, *Nat. Nanotechnol.* **11**, 231 (2016).
- [9] V. Baltz, A. Manchon, M. Tsoi, T. Moriyama, T. Ono, and Y. Tserkovnyak, Antiferromagnetic spintronics, *Rev. Mod. Phys.* **90**, 015005 (2018).
- [10] S. Hayami, Y. Yanagi, and H. Kusunose, Momentum-dependent spin splitting by collinear antiferromagnetic ordering, *J. Phys. Soc. Jpn.* **88**, 123702 (2019).
- [11] L.-D. Yuan, Z. Wang, J.-W. Luo, E. I. Rashba, and A. Zunger, Giant momentum-dependent spin splitting in centrosymmetric low- z antiferromagnets, *Phys. Rev. B* **102**, 014422 (2020).
- [12] L. Šmejkal, J. Sinova, and T. Jungwirth, Beyond conventional ferromagnetism and antiferromagnetism: A phase with nonrelativistic spin and crystal rotation symmetry, *Phys. Rev. X* **12**, 031042 (2022).
- [13] Z. Feng, X. Zhou, L. Šmejkal, L. Wu, Z. Zhu, H. Guo, R. González-Hernández, X. Wang, H. Yan, P. Qin, X. Zhang, H. Wu, H. Chen, Z. Meng, L. Liu, Z. Xia, J. Sinova, T. Jungwirth, and Z. Liu, An anomalous Hall effect in altermagnetic ruthenium dioxide, *Nat. Electron.* **5**, 735 (2022).
- [14] T. Tschirner, P. Keßler, R. D. Gonzalez Betancourt, T. Kotte, D. Kriegner, B. Büchner, J. Dufouleur, M. Kamp, V. Jovic, L. Šmejkal, J. Sinova, R. Claessen, T. Jungwirth, S. Moser, H. Reichlova, and L. Veyrat, Saturation of the anomalous Hall effect at high magnetic fields in altermagnetic RuO_2 , *APL Mater.* **11**, 101103 (2023).
- [15] R. D. Gonzalez Betancourt, J. Zubáč, R. Gonzalez-Hernandez, K. Geishendorf, Z. Šobáň, G. Springholz, K. Olejník, L. Šmejkal, J. Sinova, T. Jungwirth, S. T. B. Goennenwein, A. Thomas, H. Reichlová, J. Železný, and D. Kriegner, Spontaneous anomalous Hall effect arising from an unconventional compensated magnetic phase in a semiconductor, *Phys. Rev. Lett.* **130**, 036702 (2023).
- [16] K. P. Kluczyk, K. Gas, M. J. Grzybowski, P. Skupiński, M. A. Borysiewicz, T. Fas, J. Suffczyński, J. Z. Domagala, K. Grasza, A. Mycielski, M. Baj, K. H. Ahn, K. Výborný, M. Sawicki, and M. Gryglas-Borysiewicz, Coexistence of anomalous Hall effect and weak net magnetization in collinear antiferromagnet MnTe , *arXiv:2310.09134*.
- [17] H. Reichlová, R. L. Seeger, R. González-Hernández, I. Kounta, R. Schlitz, D. Kriegner, P. Ritzinger, M. Lammel, M. Leiviskä, V. Petříček, P. Doležal, E. Schmoranzarová, A. Baďura, A. Thomas, V. Baltz, L. Michez, J. Sinova, S. T. B. Goennenwein, T. Jungwirth, and L. Šmejkal, Observation of a spontaneous

- anomalous Hall response in the Mn_5Si_3 d-wave altermagnet candidate, *Nat. Commun.* **15**, 4961 (2024).
- [18] I. Kounta, H. Reichlova, D. Kriegner, R. Lopes Seeger, A. Badura, M. Leiviska, A. Boussadi, V. Heresanu, S. Bertaina, M. Petit, E. Schmoranzero, L. Smejkal, J. Sinova, T. Jungwirth, V. Baltz, S. T. B. Goennenwein, and L. Míchez, Competitive actions of MnSi in the epitaxial growth of Mn_5Si_3 thin films on $\text{Si}(111)$, *Phys. Rev. Mater.* **7**, 024416 (2023).
- [19] L. Han, X. Fu, R. Peng, X. Cheng, J. Dai, L. Liu, Y. Li, Y. Zhang, W. Zhu, H. Bai, Y. Zhou, S. Liang, C. Chen, Q. Wang, X. Chen, L. Yang, Y. Zhang, C. Song, J. Liu, and F. Pan, Electrical 180° switching of Néel vector in spin-splitting antiferromagnet, *Sci. Adv.* **10**, eadn0479 (2024).
- [20] A. Badura, D. Kriegner, E. Schmoranzero, K. Výborný, M. Leiviskä, R. L. Seeger, V. Baltz, D. Scheffler, S. Beckert, I. Kounta, L. Míchez, L. Šmejkal, J. Sinova, S. T. B. Goennenwein, J. Železný, and H. Reichlová, Even-in-magnetic-field part of transverse resistivity as a probe of magnetic order, [arXiv:2311.14498](https://arxiv.org/abs/2311.14498).
- [21] I. I. Mazin, K. Koepernik, M. D. Johannes, R. González-Hernández, and L. Šmejkal, Prediction of unconventional magnetism in doped FeSb_2 , *Proc. Natl. Acad. Sci. USA* **118**, e2108924118 (2021).
- [22] O. Fedchenko, J. Minar, A. Akashdeep, S. W. D'Souza, D. Vasilyev, O. Tkach, L. Odenbreit, Q. L. Nguyen, D. Kutnyakhov, N. Wind, L. Wenthous, M. Scholz, K. Rosnagel, M. Hoesch, M. Aeschlimann, B. Stadtmueller, M. Klauui, G. Schoenhense, G. Jakob, T. Jungwirth *et al.*, Observation of time-reversal symmetry breaking in the band structure of altermagnetic RuO_2 , *Sci. Adv.* **10**, eadj4883 (2024).
- [23] S. Lee, S. Lee, S. Jung, J. Jung, D. Kim, Y. Lee, B. Seok, J. Kim, B. G. Park, L. Šmejkal, C.-J. Kang, and C. Kim, Broken kramers degeneracy in altermagnetic MnTe , *Phys. Rev. Lett.* **132**, 036702 (2024).
- [24] T. Osumi, S. Souma, T. Aoyama, K. Yamauchi, A. Honma, K. Nakayama, T. Takahashi, K. Ohgushi, and T. Sato, Observation of a giant band splitting in altermagnetic MnTe , *Phys. Rev. B* **109**, 115102 (2024).
- [25] S. Reimers, L. Odenbreit, L. Smejkal, V. N. Strocov, P. Constantinou, A. B. Hellenes, R. J. Ubierno, W. H. Campos, V. K. Bharadwaj, A. Chakraborty, T. Denneulin, W. Shi, R. E. Dunin-Borkowski, S. Das, M. Kläui, J. Sinova, and M. Jourdan, Direct observation of altermagnetic band splitting in CrSb thin films, *Nat. Commun.* **15**, 2116 (2024).
- [26] R. M. Sattigeri, G. Cuono, and C. Autieri, Altermagnetic surface states: towards the observation and utilization of altermagnetism in thin films, interfaces and topological materials, *Nanoscale* **15**, 16998 (2023).
- [27] X. Zhou, W. Feng, R.-W. Zhang, L. Šmejkal, J. Sinova, Y. Mokrousov, and Y. Yao, Crystal thermal transport in altermagnetic RuO_2 , *Phys. Rev. Lett.* **132**, 056701 (2024).
- [28] A. Badura, W. H. Campos, V. K. Bharadwaj, I. Kounta, L. Míchez, M. Petit, J. Rial, M. Leiviskä, V. Baltz, F. Krizek, D. Kriegner, J. Zemen, S. Telkamp, S. Sailler, M. Lammel, R. J. Ubierno, A. B. Hellenes, R. González-Hernández, J. Sinova, T. Jungwirth *et al.*, Observation of the anomalous Nernst effect in altermagnetic candidate Mn_5Si_3 , [arXiv:2403.12929](https://arxiv.org/abs/2403.12929).
- [29] L. Han, X. Fu, W. He, Y. Zhu, J. Dai, W. Yang, W. Zhu, H. Bai, C. Chen, C. Wan, X. Han, C. Song, J. Liu, and F. Pan, Observation of non-volatile anomalous Nernst effect in altermagnet with collinear Néel vector, [arXiv:2403.13427](https://arxiv.org/abs/2403.13427).
- [30] M. Naka, S. Hayami, H. Kusunose, Y. Yanagi, Y. Motome, and H. Seo, Spin current generation in organic antiferromagnets, *Nat. Commun.* **10**, 4305 (2019).
- [31] H.-Y. Ma, M. Hu, N. Li, J. Liu, W. Yao, J.-F. Jia, and J. Liu, Multifunctional antiferromagnetic materials with giant piezomagnetism and noncollinear spin current, *Nat. Commun.* **12**, 4305 (2021).
- [32] A. Bose, N. J. Schreiber, R. Jain, D.-F. Shao, H. P. Nair, J. Sun, X. S. Zhang, D. A. Muller, E. Y. Tsymlal, D. G. Schlom, and D. C. Ralph, Tilted spin current generated by the collinear antiferromagnet ruthenium dioxide, *Nat. Electron.* **5**, 267 (2022).
- [33] H. Bai, L. Han, X. Y. Feng, Y. J. Zhou, R. X. Su, Q. Wang, L. Y. Liao, W. X. Zhu, X. Z. Chen, F. Pan, X. L. Fan, and C. Song, Observation of spin splitting torque in a collinear antiferromagnet RuO_2 , *Phys. Rev. Lett.* **128**, 197202 (2022).
- [34] S. Karube, T. Tanaka, D. Sugawara, N. Kadoguchi, M. Kohda, and J. Nitta, Observation of spin-splitter torque in collinear antiferromagnetic RuO_2 , *Phys. Rev. Lett.* **129**, 137201 (2022).
- [35] B. Chi, L. Jiang, Y. Zhu, G. Yu, C. Wan, J. Zhang, and X. Han, Crystal-facet-oriented altermagnets for detecting ferromagnetic and antiferromagnetic states by giant tunneling magnetoresistance, *Phys. Rev. Appl.* **21**, 034038 (2024).
- [36] L. Šmejkal, A. B. Hellenes, R. González-Hernández, J. Sinova, and T. Jungwirth, Giant and Tunneling magnetoresistance in unconventional collinear antiferromagnets with nonrelativistic spin-momentum coupling, *Phys. Rev. X* **12**, 011028 (2022).
- [37] S. Xu, Z. Zhang, F. Mahfouzi, Y. Huang, H. Cheng, B. Dai, W. Cai, K. Shi, D. Zhu, Z. Guo, C. Cao, Y. Liu, A. Fert, N. Kioussis, K. L. Wang, Y. Zhang, and W. Zhao, Spin-flop magnetoresistance in a collinear antiferromagnetic tunnel junction, [arXiv:2311.02458](https://arxiv.org/abs/2311.02458).
- [38] W. Limmer, M. Glunk, J. Daeubler, T. Hummel, W. Schoch, R. Sauer, C. Bihler, H. Huebl, M. S. Brandt, and S. T. B. Goennenwein, Angle-dependent magnetotransport in cubic and tetragonal ferromagnets: Application to (001)- and (113) α -oriented (Ga, Mn)As, *Phys. Rev. B* **74**, 205205 (2006).
- [39] E. Roman, Y. Mokrousov, and I. Souza, Orientation dependence of the intrinsic anomalous Hall effect in hcp cobalt, *Phys. Rev. Lett.* **103**, 097203 (2009).
- [40] G. H. Lander, P. J. Brown, and J. B. Forsyth, The antiferromagnetic structure of Mn_5Si_3 , *Proc. Phys. Soc.* **91**, 332 (1967).
- [41] A. Z. Menshikov, A. P. Vokhmyanin, and Y. A. Dorofeev, Magnetic structure and phase transformations in Mn_5Si_3 , *Phys. Status Solidi B* **158**, 319 (1990).
- [42] P. J. Brown, J. B. Forsyth, V. Nunez, and F. Tasset, The low-temperature antiferromagnetic structure of Mn_5Si_3 revised in the light of neutron polarimetry, *J. Phys.: Condens. Matter* **4**, 10025 (1992).
- [43] P. J. Brown and J. B. Forsyth, Antiferromagnetism in Mn_5Si_3 : the magnetic structure of the AF2 phase at 70 K, *J. Phys.: Condens. Matter* **7**, 7619 (1995).
- [44] T. Chen, T. Tomita, S. Minami, M. Fu, T. Koretsune, M. Kitatani, I. Muhammad, D. Nishio-Hamane, R. Ishii, F. Ishii, R. Arita, and S. Nakatsuji, Anomalous transport due to weyl fermions in the chiral antiferromagnets Mn_3X , $\text{X}=\text{Sn,Ge}$, *Nat. Commun.* **12**, 572 (2021).

- [45] S. Sugimoto, Y. Nakatani, Y. Yamane, M. Ikhlas, K. Kondou, M. Kimata, T. Tomita, S. Nakatsuji, and Y. Otani, Electrical nucleation, displacement, and detection of antiferromagnetic domain walls in the chiral antiferromagnet Mn_3Sn , [Commun. Phys.](#) **3**, 111 (2020).
- [46] A. W. Rushforth, K. Výborný, C. S. King, K. W. Edmonds, R. P. Campion, C. T. Foxon, J. Wunderlich, A. C. Irvine, P. Vašek, V. Novák, K. Olejník, J. Sinova, T. Jungwirth, and B. L. Gallagher, Anisotropic magnetoresistance components in $(\text{Ga},\text{Mn})\text{As}$, [Phys. Rev. Lett.](#) **99**, 147207 (2007).