



**HAL**  
open science

# Solving the Hubble Tension by Extracting Current CMB Temperature from the Union2 Supernova Database

Espen Gaarder Haug, Eugene Tatum

► **To cite this version:**

Espen Gaarder Haug, Eugene Tatum. Solving the Hubble Tension by Extracting Current CMB Temperature from the Union2 Supernova Database. 2024. hal-04368837v3

**HAL Id: hal-04368837**

**<https://hal.science/hal-04368837v3>**

Preprint submitted on 16 Feb 2024

**HAL** is a multi-disciplinary open access archive for the deposit and dissemination of scientific research documents, whether they are published or not. The documents may come from teaching and research institutions in France or abroad, or from public or private research centers.

L'archive ouverte pluridisciplinaire **HAL**, est destinée au dépôt et à la diffusion de documents scientifiques de niveau recherche, publiés ou non, émanant des établissements d'enseignement et de recherche français ou étrangers, des laboratoires publics ou privés.



Distributed under a Creative Commons Attribution - NonCommercial - NoDerivatives 4.0 International License

# Solving the Hubble Tension by Extracting Current CMB Temperature from the Union2 Supernova Database

Espen Gaarder Haug\* and Eugene Terry Tatum\*\*

\*Norwegian University of Life Sciences,

Christian Magnus Falsensvei 18, Aas, Norway

Ås, Norway; espenhaug@mac.com

<https://orcid.org/0000-0001-5712-6091>

\*\*Independent Researcher, Bowling Green, Kentucky, USA

<https://orcid.org/0000-0002-1544-7505>

February 16, 2024

## Abstract

We will demonstrate that the formula proposed by Tatum et al. for the Cosmic Microwave Background (CMB) temperature:  $T_0 = \frac{hc}{4\pi k_b \sqrt{R_H} 2lp}$  in relation to observed (and theoretical) redshift fits the well-known formula  $T_t = T_0(1+z)^\beta$ , but only when we have  $\beta = 0$  or  $\beta = \frac{1}{2}$ . If one chooses  $\beta = 0$ , it seems to imply that one must also accept the redshift scaling of:  $z = \frac{\sqrt{R_H}}{\sqrt{R_t}} - 1 = \frac{T_t}{T_0} - 1$ . On the other hand, if one chooses  $\beta = \frac{1}{2}$ , then it allows for the scaling of  $z = \frac{R_H}{R_t} - 1 = \frac{T_t^2}{T_0^2} - 1$ . Only careful further empirical and theoretical studies can likely clarify whether it is best to set  $\beta = 0$  or  $\beta = \frac{1}{2}$ , especially as one should investigate this for different  $R_H = ct$  models, particularly those related to growing black hole models. Additionally, it is important to consider the compatibility of these models with the  $\Lambda$ -CDM model.

We demonstrate how a rigorous mathematical approach can be used to extract a current CMB temperature of  $2.72763 \pm_{0.074}^{0.072} K$  from the 580 type Ia supernova data points in the Union2 database. Using redshift formula  $z = \frac{\sqrt{R_H}}{\sqrt{R_t}} - 1$  incorporated into our new “CMB redshift prediction formula,” we find that the above current CMB temperature value is a remarkably good match for this particular data set. In addition, we can alternatively start out with the measured current CMB temperature and extract the Hubble constant from all 580 supernovae. We then get an estimated Hubble constant of about  $H_0 = 66.8713 \text{ km/s/Mpc}$  when using the CMB temperature from the recent Dhal et. al study [1] in combination with redshifts from all 580 supernovae. Furthermore, we get an estimated Hubble constant value of  $H_0 = 66.8945$  when starting out with the CMB temperature measured by Fixen et al. (2009) [2]. In summary, our simple redshift model essentially perfectly matches all 580 type Ia supernova redshifts while extracting  $H_0$  or  $T_0$  values. The Hubble constant we extract by this method fits very well with the Hubble constant extracted from the CMB temperature by other studies. We believe that our new approach likely solves the Hubble tension problem.

**Keywords:** Hubble tension, Hubble constant, Cosmological red-shift,  $z$ , CMB temperature.

# 1 The CMB temperature prediction formula

Tatum et al. [3] presented the following formula for the Cosmic Microwave Background (CMB) temperature in 2015:

$$T_{CMB,0} = \frac{\hbar c^3}{k_b 8\pi G \sqrt{M_H m_p}} = \frac{\hbar c}{k_b 4\pi \sqrt{R_H 2l_p}} \approx 2.72_{-0.069}^{+0.082}, \text{ K} \quad (1)$$

We can calculate this CMB temperature when using the current Hubble constant value given by Kelly et. al [4] of  $66.6_{-3.3}^{+4.1} \text{ km/s/Mpc}$ . Symbols  $m_p$  and  $l_p$  are respectively the Planck mass and the Planck length [5, 6],  $k_b$  is the Boltzmann constant,  $\hbar$  is the reduced Planck constant and  $G$  is Newton's gravitational constant.  $M_H$  and  $R_H$  represent the current Hubble mass and current Hubble radius, respectively. The current value  $R_H = \frac{c}{H_t}$  one can get by using the current CMB-determined Hubble constant  $H_0$ , and the current mass inside the Hubble sphere of the model we will describe as the Friedmann critical mass  $M_H = \frac{c^2 R_H}{2G}$ ; see [3] for more in-depth discussion. This formula is quite similar to the Hawking [7, 8] temperature formula:  $T_{Hw} = \frac{\hbar c^3}{k_b 8\pi G M}$ , except that one replaces  $M$  with  $\sqrt{M_H m_p}$ . Despite its likely great potential significance, this formula has received little attention from the wider astrophysics community. The likely reasons are that it has not been published in one of the more prestigious established journals, and secondly, until recently, there have been no papers providing strong mathematical or other proofs of its foundation.

However, recently, Haug and Wojnow [9, 10] have shown that formula (1) can be derived from the Stefan-Boltzmann [11, 12] law. Furthermore, Haug and Tatum [13] have derived the same formula from a geometric-mathematical approach, demonstrating its consistency with a geometric mean temperature between the lowest and highest possible current temperatures in the Hubble sphere. All of these approaches seem to create a consistent and interesting framework, particularly in line with growing black hole models such as the FSC Schwarzschild metric model, but likely also other growing black hole models that can be built around other metrics, such as the Kerr [14], Kerr-Newman [15, 16] or the recent Haug-Spavieri [17] metric.

An actively discussed class of cosmological models, in comparison to the  $\Lambda$ -CDM model, is the so-called  $R_H = ct$  models. See, for example, [18–24]. The FSC model, originating with the referenced Tatum et al. 2015 paper, falls within the category of growing black hole  $R_H = ct$  models, which is a subclass of  $R_H = ct$  models. Thus, there is also thermodynamics related to the current and past CMB temperature in this cosmological model. A generalized version of formula (1) can be:

$$T_t = T_{CMB}(t) = \frac{\hbar c}{k_b 4\pi \sqrt{R_t 2l_p}} \quad (2)$$

where  $R_t$  is the black hole radius at any stage in the growing black hole universe. In this model the universe starts out with a Planck mass Schwarzschild radius of  $R_s = \frac{2Gm_p}{c^2} = 2l_p$  and then expands one Planck length in radius per Planck time. Thus, one can also say that it increases by one-half a Planck mass per Planck time.

## 2 Cosmological red-shift from CMB temperatures

In general, for many cosmological models, we have:

$$z = \frac{R(t_0)}{R(t)} - 1 \quad (3)$$

where  $R(t)$  is the scale factor dependent on the cosmological model, and  $t_0$  is the reference time, which is now. In the  $\Lambda$ -CDM model, light is red-shifted based on the idea of the

expansion of space and cosmic time. The redshifted wavelength can be treated as stretching as space-time expands. In  $R_H = ct$  models, there is expansion of space and space-time corresponding to a constant horizon speed of light  $c$ . In such models, one can possibly also mathematically treat the redshift as a relativistic Doppler redshift in a pre-existing space, as outlined in reference [3]. In the FSC Tatum et al. model, we have  $R_0 = R(t_0) = \frac{c}{H_0} = R_H$ , which is simply the Hubble radius  $R_H = \frac{c}{H_0}$  at present. The Hubble radius is the distance light has traveled since the beginning of the black hole universe, which in the FSC model started as a Planck mass black hole and today is the Hubble sphere with mass equal to the mass in the critical Friedmann [25] universe  $M_H = M_c = \frac{c^2 R_H}{2G}$ .

This means that, in  $R_H = ct$  cosmological models, and particularly growing black hole models, we can have:

$$1 + z = \frac{a_{\text{now}}}{a_{\text{then}}} = \frac{R_H}{R_t} = \frac{\left(\frac{hc}{k_b 4\pi \sqrt{R_t 2l_p}}\right)^2}{\left(\frac{hc}{k_b 4\pi \sqrt{R_H 2l_p}}\right)^2} = \frac{T_t^2}{T_0^2} \quad (4)$$

where  $R_H = \frac{c}{H_0}$  and  $R_t = \frac{c}{H_t}$ . Alternatively, we could write this as:

$$z = \frac{\lambda_{\text{observed}} - \lambda_{\text{emitted}}}{\lambda_{\text{emitted}}} = \frac{R_H - R_t}{R_t} = \frac{R_H}{R_t} - 1 = \frac{\left(\frac{hc}{k_b 4\pi \sqrt{R_t 2l_p}}\right)^2}{\left(\frac{hc}{k_b 4\pi \sqrt{R_H 2l_p}}\right)^2} - 1 = \frac{T_t^2}{T_0^2} - 1 \quad (5)$$

Solving for  $T_t$  gives:

$$T_t = T_0(1 + z)^{\frac{1}{2}} = T_0(1 + z)^{\frac{1}{2}} \quad (6)$$

In the current paper we provide some detail about its derivation and additional discussion. Tatum and Seshavatharam have been aware that the formula  $T_t = T_0(1 + z)$  is also likely valid, and have used it in a recent paper [26]. But then this has some potential implications, as discussed in the section below.

It is also worth looking at the  $R_t$  distance as a function of  $z$  and  $H_0$  in the following way:

$$\begin{aligned} z &= \frac{R_H}{R_t} - 1 \\ R_t &= \frac{c}{H_0(1 + z)} \end{aligned} \quad (7)$$

So, the distance to the observed redshift is then

$$\begin{aligned} R_H - R_t &= R_H - \frac{c}{H_0(1 + z)} \\ R_H - R_t &= \frac{c}{H_0} - \frac{c}{H_0(1 + z)} \\ R_H - R_t &= \frac{c}{H_0} \left(1 - \frac{1}{(1 + z)}\right) \end{aligned} \quad (8)$$

and solved for  $H_0$  we have:

$$H_0 = \frac{c}{d} \left(1 - \frac{1}{(1 + z)}\right) \quad (9)$$

where  $d = R_H - R_t$  is the estimated distance to the object emitting the photons.

When  $z \ll 1$  we can use the first term of the Taylor series expansion which is:

$$R_H - R_t \approx \frac{cz}{H_0} \quad (10)$$

and naturally

$$z \approx \frac{dH_0}{c} \quad (11)$$

where  $d = R_H - R_t$  is the distance to the object emitting the photon, that is identical to the standard  $\Lambda$ -CDM cosmological redshift prediction formula typically used for low  $z$  values .

### 3 Comparison of $T_t = T_0\sqrt{1+z}$ versus $T_t = T_0(1+z)$

The  $\Lambda$ -CDM model has, for many years, been using the following redshift formula:

$$T_t = T_0(1+z) \quad (12)$$

As there has been considerable uncertainty as to whether this really is the best model of CMB temperature versus cosmological red shift  $z$ , Lima et al. [27] in 2000 suggested the following generalization of the formula:

$$T_t = T_0(1+z)^{1-\beta} \quad (13)$$

where  $\beta$  is an unknown constant that, if set to zero, yields the standard formula  $T_t = T_0(1+z)$ ; however, it has also been suggested that  $\beta$  can be other than zero. Chluba [28] has suggested that: “decay of vacuum energy leads to ‘adiabatic’ photon production (or destruction), such that the CMB temperature scales like  $T_t = T_0(1+z)^{1-\beta}$ .”

Research based on observations suggests that  $\beta$  should be close to zero. For example, see [29]. However, this is still uncertain, as measuring CMB temperatures at high redshifts ( $z$ ) is subject to significant uncertainties. Additionally, measuring cosmological redshift can be challenging because there are no direct observations of the emitted photons; we can only observe the received photons. This means that cosmological redshift is always seen through the lens of a mathematical model, and it is never entirely free of assumptions. On the other hand, measuring phenomena such as Doppler redshift or gravitational redshift on Earth provides much better control because we can directly compare the wavelengths of the emitted and received photons with minimal reliance on model assumptions. We mention this because one can then easily imagine how much more difficult it must be to know the exact cosmological redshift, as one can never have a direct observation of the emitted photon wavelength. Based on knowledge of ‘standardized’ objects as well as decades of impressive research in cosmology, one can make an educated guess; nevertheless, there could still remain some uncertainties.

If we set  $\beta = 0$  then we can “only”<sup>1</sup> make  $T_t = T_0(1+z)$  compatible with CMB equations (1) and (2) in the following manner:

$$z = \frac{\lambda_{observed} - \lambda_{emitted}}{\lambda_{emitted}} = \frac{\sqrt{R_H} - \sqrt{R_t}}{\sqrt{R_t}} = \sqrt{\frac{R_H}{R_t}} - 1 = \frac{\left(\frac{\hbar c}{k_b 4\pi \sqrt{R_t} 2l_p}\right)}{\left(\frac{\hbar c}{k_b 4\pi \sqrt{R_H} 2l_p}\right)} - 1 = \frac{T_t}{T_0} - 1 \quad (14)$$

---

<sup>1</sup>There could naturally be additional methods not discovered here, for example based on new cosmology or other metrics.

In that case  $T_t = T_0(1+z)$  would give the same result as in the previous sections, except we now also must have  $z = \frac{\sqrt{R_H}}{\sqrt{R_t}} - 1$  which is an alternative possibility that should be carefully investigated, as this potentially could have an impact on how one interprets the need for space expansion in accordance with the  $\Lambda$ -CDM and  $R_H = ct$  models.

Riechers et al. [29] have reported the Cosmic Microwave Background (CMB) temperature from the cosmic epoch at  $z = 6.34$ , resulting in a temperature range of  $16.4 - 30.2K$  within one standard deviation uncertainty. In other words, even the one standard deviation, which represents only about 68% probability for the CMB temperature to be inside that range, is very wide. The two standard deviation CMB temperature range is much broader. Therefore, we can conclude that the formula  $T_t = T_0(1+z)$  is not sufficiently well-tested, given the very large uncertainty. The formula  $T_t = T_0\sqrt{1+z}$  predicts a CMB temperature of  $T_t = 2.725K\sqrt{1+6.34} \approx 7.4K$  which is well inside the 95% confidence interval of the above report (using two standard deviations); however, as we have also shown, the FSC framework at present also appears to be consistent with  $T_t = T_0(1+z)$ . Only further investigation can help us to decide on the optimal choice, even if observations appear to currently favor  $\beta = 0$ .

It is also worth looking at the  $R_t$  distance as a function of  $z$  and  $H_0$  in the following way:

$$\begin{aligned}
 z &= \sqrt{\frac{R_H}{R_t}} - 1 \\
 (z+1)^2 &= \frac{R_H}{R_t} \\
 R_H &= (1+z)^2 R_t \\
 R_t &= \frac{R_H}{(1+z)^2} \\
 R_t &= \frac{c}{H_0(1+z)^2}
 \end{aligned} \tag{15}$$

So, the distance to the observed redshift is then

$$\begin{aligned}
 R_H - R_t &= R_H - \frac{c}{H_0(1+z)^2} \\
 R_H - R_t &= \frac{c}{H_0} - \frac{c}{H_0(1+z)^2} \\
 R_H - R_t &= \frac{c}{H_0} \left( 1 - \frac{1}{(1+z)^2} \right)
 \end{aligned} \tag{16}$$

and naturally:

$$H_0 = \frac{c \left( 1 - \frac{1}{(1+z)^2} \right)}{D} \tag{17}$$

where  $D = R_H - R_t$ , which is the distance between us and the object emitting the observed photons. When  $z \ll 1$  we can use the first term of the first order Taylor series expansion and we get

$$D = R_H - R_t \approx \frac{2cz}{H_0} \tag{18}$$

that naturally gives:

$$z \approx \frac{DH_0}{2c} \tag{19}$$

and naturally

$$H_0 \approx \frac{2zc}{D} \quad (20)$$

This is indeed different from the standard redshift formulation. However, in this case, the distance  $D$  will also differ from the distance predicted by the standard formula. Therefore, only careful further investigation can determine whether it is superior to the standard formula  $z \approx \frac{dH_0}{c}$  or not. First of all, it is important to be aware that we have:

$$H_0 \approx \frac{2zc}{D} = \frac{zc}{d}, \quad z \approx \frac{DH_0}{2c} = \frac{dH_0}{c} \quad (21)$$

These two formulas give identical predictions for  $H_0$  and  $z$  when dealing with short distances and low  $z$ . The '2' in the numerator is offset exactly by the fact that  $D = 2d$  in the denominator. This holds true when the distance is short ( $z \ll 1$ ). Thus, when used to extract the Hubble constant from, for example, nearby supernovae, the estimated  $H_0$  or estimated  $z$  are identical. It is the distances that differ in the two approaches. However, when dealing with supernovae or other objects far from us, the estimated Hubble constant values will be different, as we then need to use the exact formulas, rather than convenient approximations. This implies that in the standard  $\Lambda$ -CDM model, the value of the Hubble constant based on redshifts far away is likely overestimated.

For redshift and Hubble constant analysis at short distances, we can say that the  $\Lambda$ -CDM model likely has two errors that cancel each other out: it has the wrong distance and also the wrong formula, which offsets the error in the wrong distance. Therefore, its predictions for redshift  $z$  and  $H_0$  at short distances will be correct and the same as in our model. However, at much larger distances, their model will not be fully accurate, which we believe has led to the Hubble tension problem. This issue is addressed with our new way of looking at redshifts, as will become clear from the remainder of our paper, particularly in the sections where we aim to resolve the Hubble tension, namely sections 4 and 5.

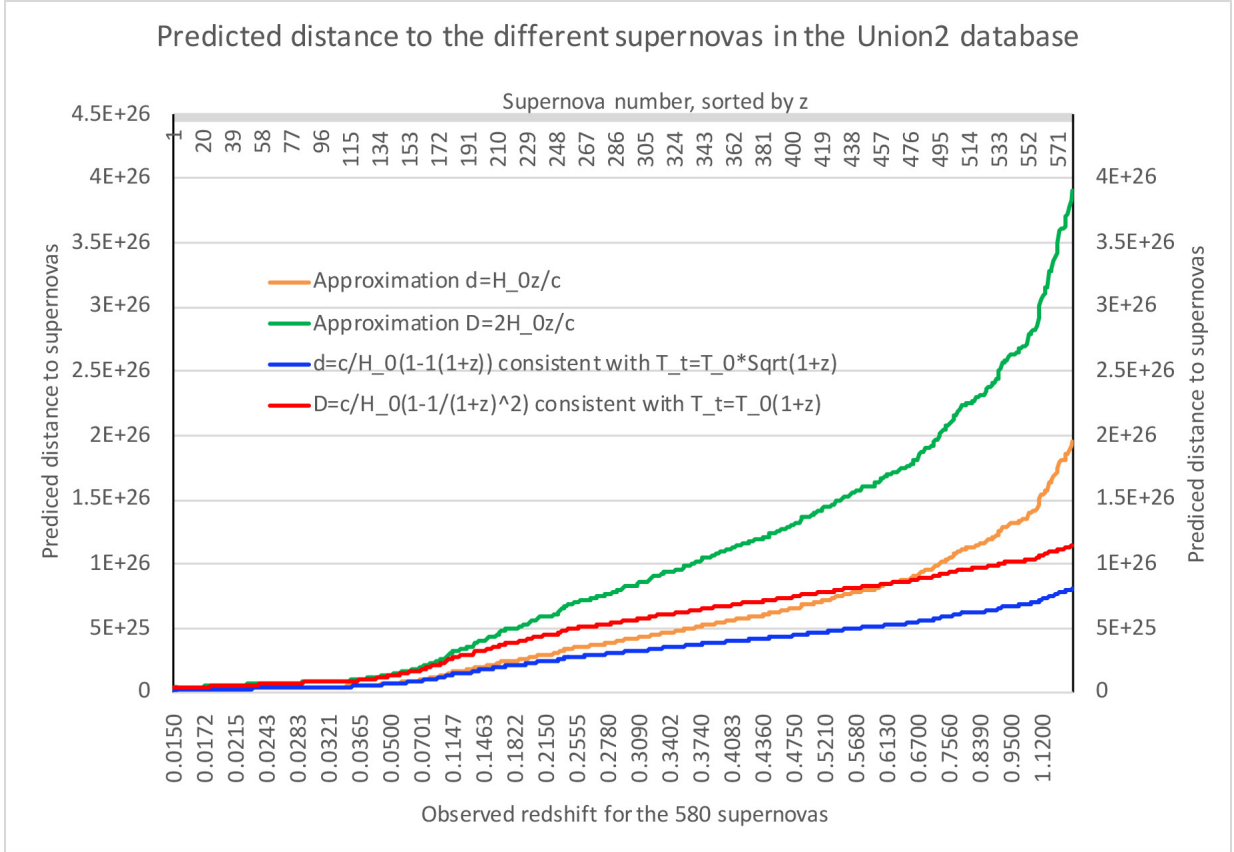
If this latter redshift formula is correct, then distances to astronomical objects based on redshift are likely off by as much as a factor of 2. This could explain why the  $\Lambda$ -CDM model must have an expansion of space faster than  $R_h = ct$  models. Once again, we believe that our new approach and explanation likely resolves the Hubble tension problem.

If one is not deeply entrenched in the topic, it may be easy to assume that our redshift equation (18) must be incorrect, given the highly precise measurements of distances to various astronomical objects through independent methods, such as parallax. However, parallax is not applicable to supernovae. Type Ia supernovae represent some of our most reliable standardized candles. Therefore, the most accurate method of determining their distance is likely through cosmological redshift, albeit this approach is naturally model-dependent. While our math, which suggests that the distance to the more remote supernovae is approximately twice that predicted by the  $\Lambda$ -CDM model, may initially seem unfeasible, based on our current limited knowledge, it should not be immediately discounted. We would welcome any compelling arguments against our findings, in particular after studying the rest of our paper.

Figure 1 shows the predicted distances for 580 supernovas from the Union2 database. We have sorted the supernova database based on redshift, so supernova 1 has the lowest redshift and supernova 580 has the highest. Then we have predicted the distances based on the two approximation formulas. The two approximation formulas are based on the first term of the Taylor series expansion and are, in reality, only good approximations when  $z \ll 1$ . This is why these approximations strongly overestimate the distance for high- $z$  supernovae. The two exact solutions, based on the assumptions given in this paper, yield different values. The one consistent with  $T_t = T_0(1+z)$  predicts that the more remote supernovae are about twice as far away from us as the  $\Lambda$ -CDM model predicts. The one consistent with  $T_t = T_0(1+z)^{1/2}$



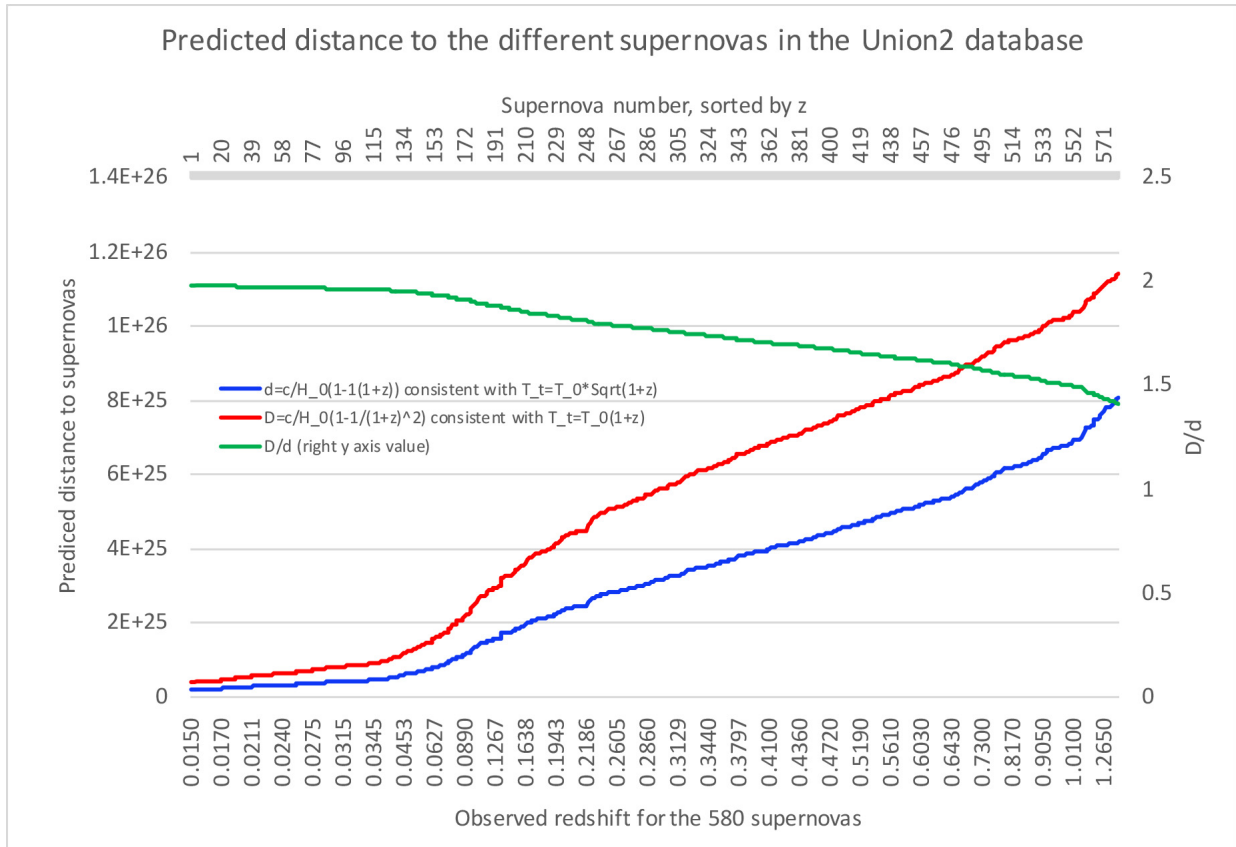
gives the same distance predictions as the standard model, at least for  $z \ll 1$ , but then the relationship between the current CMB temperature and that in past cosmic epochs is different from that in the  $\Lambda$ -CDM model. We need the current value of  $H_0$  to make the distance approximations, which we take from the very recent study of Sneppen et. al [30],  $H_0 = 67 \pm 3.6 \text{ km/s/Mpc}$ .



**Figure 1:** This figure shows the predicted supernova distances for different redshift models. Two of the models employ first series Taylor approximations and only give reasonably accurate solutions when  $z \ll 1$ .

In Figure 2 we have removed the approximation models and we now focus on those models which are relatively more accurate at higher redshifts. This makes more obvious the difference between the model consistent with  $T_t = T_0(1+z)^{1/2}$  and the model consistent with  $T_t = T_0(1+z)$ . Be aware that the  $\Lambda$ -CDM model predicts the same distances as the blue line, at least for low  $z$  values. The red line prediction is what likely is correct, however, as it is consistent with  $T_t = T_0(1+z)$ , which we will show that observations seem to favor. This will become more clear in the next section. The green line represents  $D/d$ . We can see that, for low  $z$  quasars, the standard model is off by a factor of almost 2, which also appears to be true for the higher observed  $z$  supernovae in the Union2 database. There is more explanation to follow.





**Figure 2:** This figure also shows the predicted supernova distances for the red and blue models in somewhat greater detail, and in comparison to the  $D/d$  ratio.

## 4 Extracting the current CMB temperature from 580 type Ia supernovae

Here we use the observed redshifts from 580 supernova data points in the Union2 database to determine the current CMB temperature ( $z = 0$ ). The methodology employed is as follows: from the cosmological redshifts, we first predict the CMB temperatures for each observed  $z$  value, by using the standard and well-known relation  $T_t = T_0(1 + z)$ . Since our goal is to find  $T_0$  a priori, we start with a wild guess. For instance, we might start with  $T_0 = 4K$ , or even  $T_0 = 10K$ , which is naturally far off from the currently observed CMB temperature of approximately  $2.72K$ . We start with a wild guess because we will later use optimization to determine if there exists a  $T_0$  that leads to an estimation error near zero, using the redshift prediction formula  $z = \sqrt{\frac{R_h}{R_t}} - 1$ . This can be achieved using optimization algorithms such as the Newton-Raphson method or the bisection method.

Next, we calculate the radius of the Hubble sphere going back in time for each  $z$  value. This is done by assuming a FSC-like  $R_h = ct$  cosmology and solving Eq. (2) for  $R_t$ . This gives:

$$R_t = \left( \frac{\hbar c}{T_t k_b 4\pi} \right)^2 \frac{1}{2l_p} \quad (22)$$

and since we also have  $T_t = T_0(1 + z)$  we can replace  $T_t$  with this and get:

$$R_t = \left( \frac{\hbar c}{T_0(1+z)k_b 4\pi} \right)^2 \frac{1}{2l_p} \quad (23)$$

Because we are assuming that we do not know  $T_0$ , we will not rely upon measured CMB temperatures. However we can now input this expression for  $R_t$  into our red-shift formula (Eq. 14) and we get:

$$z_{pre} = \sqrt{\frac{R_h}{R_t}} - 1 = \sqrt{\frac{R_h}{\left( \frac{\hbar c}{T_0(1+z_{obs})k_b 4\pi} \right)^2 \frac{1}{2l_p}}} - 1 \quad (24)$$

We can now minimize the errors between  $z_{pred}$  and  $z_{obs}$  by adjusting the unknown  $T_0$  value. This can be accomplished through pure trial-and-error, or more efficiently by using “intelligent” trial-and-error systems such as the Newton-Raphson method or the bisection method. The results from these approaches are the same, except that, by naive trial-and-error, one will waste more time finding the optimal CMB temperature. To do this, we also need  $R_h = \frac{c}{H_0}$ , which is the current Hubble radius, and therefore, we also need the current value of  $H_0$ , which we take from the very recent study of Sneppen et. al [30],  $H_0 = 67 \pm 3.6 \text{ km/s/Mpc}$ . Thus,  $H_0$  affects the value; it is actually this relatively new theoretical relationship between  $H_0$  and CMB, first implied by Tatum et al. [3] in 2015 and later proved to be derivable from the Stefan-Boltzmann law [9, 10], that makes this method possible. We also need the Planck length in our formula, so we have used the NIST CODATA (2018) value of  $l_p = 1.616255 \times 10^{-35} \text{ m}$  (with standard uncertainty of  $0.000018 \times 10^{-35} \text{ m}$ ).

Figure 3 best illustrates the trial-and-error procedure. Assume that we initially have guessed a CMB temperature of  $4K$ . This is the green line in the figure, that we see is far above the observed redshift represented by the blue line. However, at least it looks like it correlates well. Still, the  $4K$  prediction is way off. Given that the redshift predictions are proportional to the current CMB temperature, we must guess a lower CMB temperature. Assume that we now guess  $T_0 = 1.5K$ ; we then get the predictions presented by the purple line. It becomes obvious that our  $1.5K$  prediction is now too low compared to the observed redshifts. We now know that the CMB temperature needed in order to minimize the prediction errors must be between  $4K$  and  $1.5K$ . We, therefore, now guess  $3K$ , and the redshift predictions we get from this are much closer to observed, but still too high.

We can continue ‘manually’ like this, or we can resort to efficient search algorithms that are used for similar statistical problems in many scientific fields. Among the most commonly used algorithms are the Newton-Raphson method or the bisection method. One can also use the goal seek function in Excel, which is likely based on the bisection method. These trial-and-error methods are simply a form of calibration method. The question is whether there exists a single CMB temperature, denoted as  $T_0$ , for the current epoch of the cosmos that can make our “CMB redshift prediction formula” match the observed redshifts with precision.

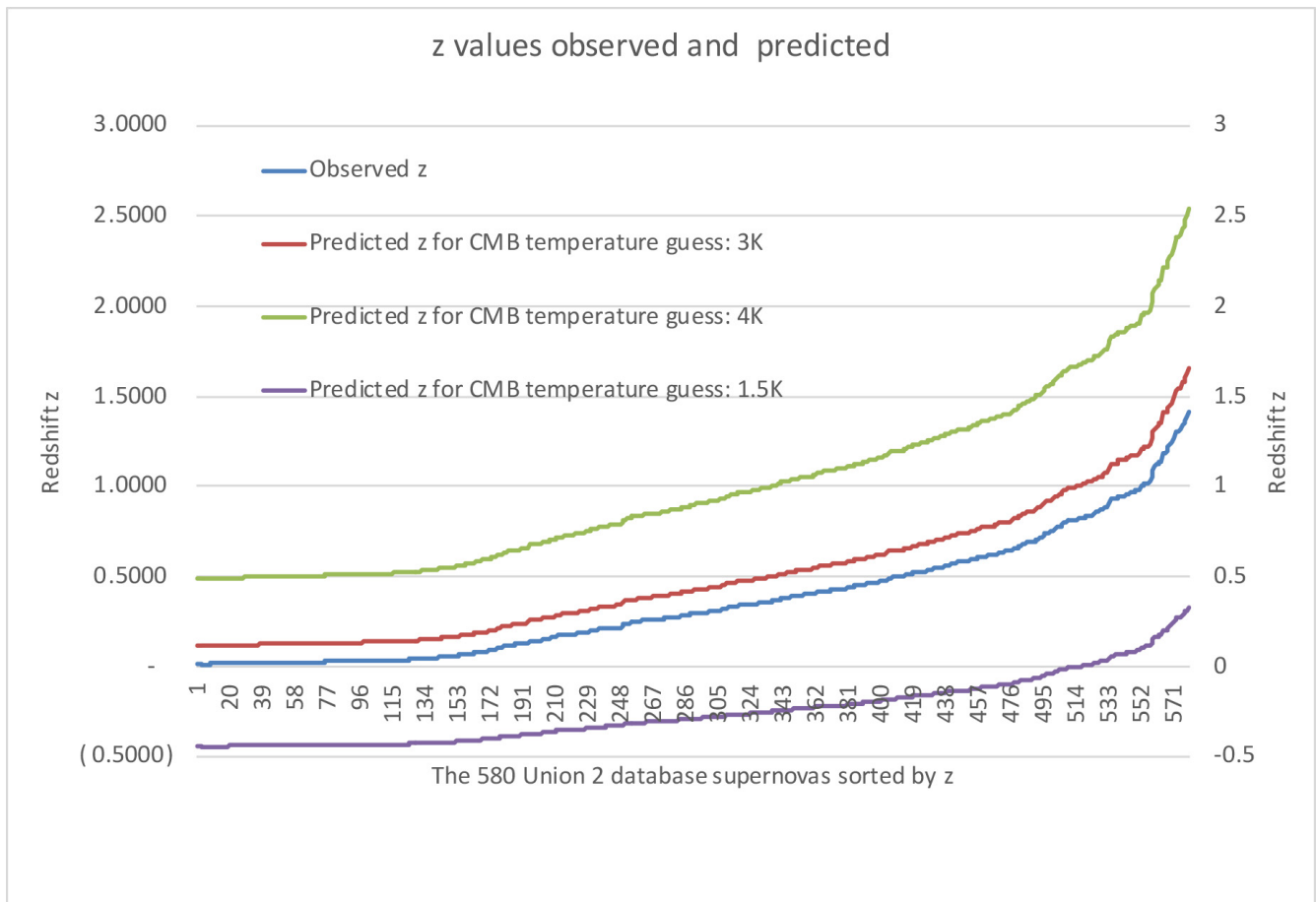
Effectively, we are calibrating our new cosmological redshift prediction equation relative to the observed 580 supernova redshifts by finding what value of  $T_0$  minimizes our prediction error. Only one parameter is adjusted (optimized), namely the “unknown” current CMB temperature, so that the errors indicated by the sum of  $\sum_i^n (z_{pred,i} - z_{obs,i})$  are minimized. This approach results in a predicted current CMB temperature  $T_0 \approx 2.72763155978204 \text{ K}$  from the 580 supernova observations in the Union2 database. We are not claiming that the current CMB temperature is exactly this (although it could be); rather, this is what it appears to be, based on the observed supernova redshifts in combination with the  $H_0 = 67 \text{ km/s/Mpc}$ .

When we also take into account the uncertainty in the value of  $H_0$  ( $67 \pm 3.6 \text{ km/s/Mpc}$ ), as reported in the study of Sneppen et. al, we get a one standard deviation (STD) confidence

interval of 2.6533 K to 2.7800 K for the current CMB temperature.

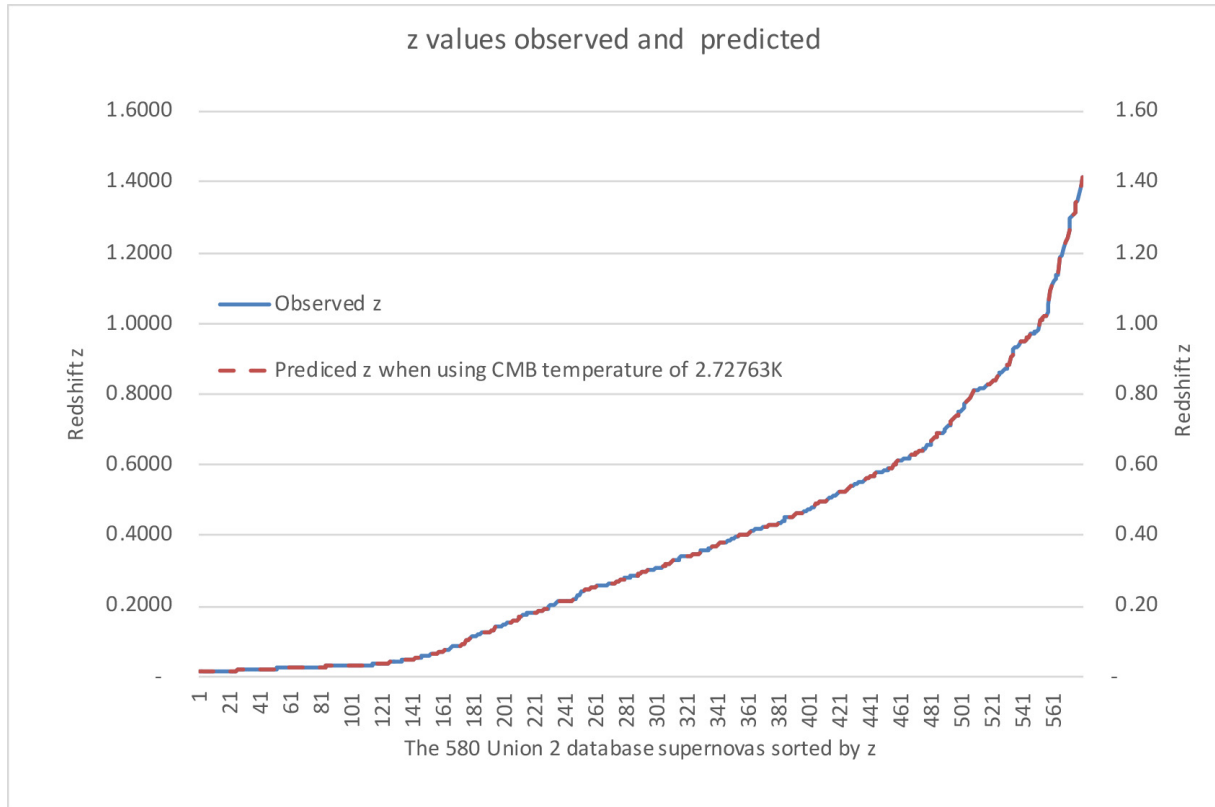
As different Hubble constant measurement studies and methods yield considerable uncertainty in  $H_0$ , this uncertainty could be even larger. Moreover, there is the unexplained Hubble tension problem; see for example [31–34]. Nevertheless, using our new radically-different theoretical approach, we can closely approximate the recent CMB temperature observations [1, 2, 35, 36].

By using a current CMB temperature  $T_0 \approx 2.72763 \pm_{0.074}^{0.072} K$ , the predictions from Eq. (24) are now perfectly aligned with the observational blue line in Figure 1. In other words, the redshift formula we have presented is now capable of matching observed cosmological redshifts. See Figure 4.



**Figure 3:** This figure shows observed redshift values from 580 type Ia supernovae, sorted by redshift. In addition, it shows the predicted redshifts for various qualified guesses on the current CMB temperature. We note that the predictions and observations are highly correlated, but they do not match. The predicted redshifts are too high when using CMB temperatures 4K and 3K and too low when using 1.5K. However, by using efficient trial-and-error algorithms, we can quickly find the current CMB temperature that gives the best fit, as shown in the next figure. See Figure 4.

It is interesting that, by incorporating only the current CMB temperature, our redshift prediction function can match observations. It is important to note that we are using the same epochal  $T_0$  for all supernovae, rather than different  $T_0$  values for different supernovae. This basically demonstrates that our framework is consistent and robust. Our findings are fully consistent with the empirically-tested relation  $T_t = T_0(1 + z)$  and also with  $R_h = ct$



**Figure 4:** This figure shows observed redshift values from 580 type Ia supernovae, sorted by redshift, and assuming a current CMB temperature of 2.72763. We find that there is a match between observed and predicted redshifts for this particular current CMB temperature.

cosmology. It is our recommendation that the astrophysics community pay attention to this and investigate to what degree it is or is not consistent with the  $\Lambda$ -CDM model. Could it be that the  $\Lambda$ -CDM model needs further adjustments? Or could it be that  $R_h = ct$  models are actually more realistic in some respects? Only further research can settle these questions. In either case, researchers should be made aware of the recent progress in our theoretical understanding of CMB temperature and its relationship to cosmological redshift and the Hubble constant.

## 5 Why we think that we may have solved the Hubble tension problem

In the section above, where we found the CMB temperature that optimally fits with the observed supernova redshifts, we had to know the Planck-derived Hubble constant value. Alternatively, one can use the observed CMB temperature to optimally fit a Hubble constant value for the same 580 supernova redshifts. The CMB temperature has been extremely accurately measured in recent years, for example, by [1, 2, 35, 36].

First we will use the most recent measurement by Dhal et. al of  $T_0 \approx 2.725007K \pm 0.0043K$ . We then start out by assuming that we know very little about the Hubble constant. All we know is that many different studies have arrived at different values. So we start with a qualified, but wild, guess that it must be in a range from 50 to 80  $km/s/Mpc$ . We then ask

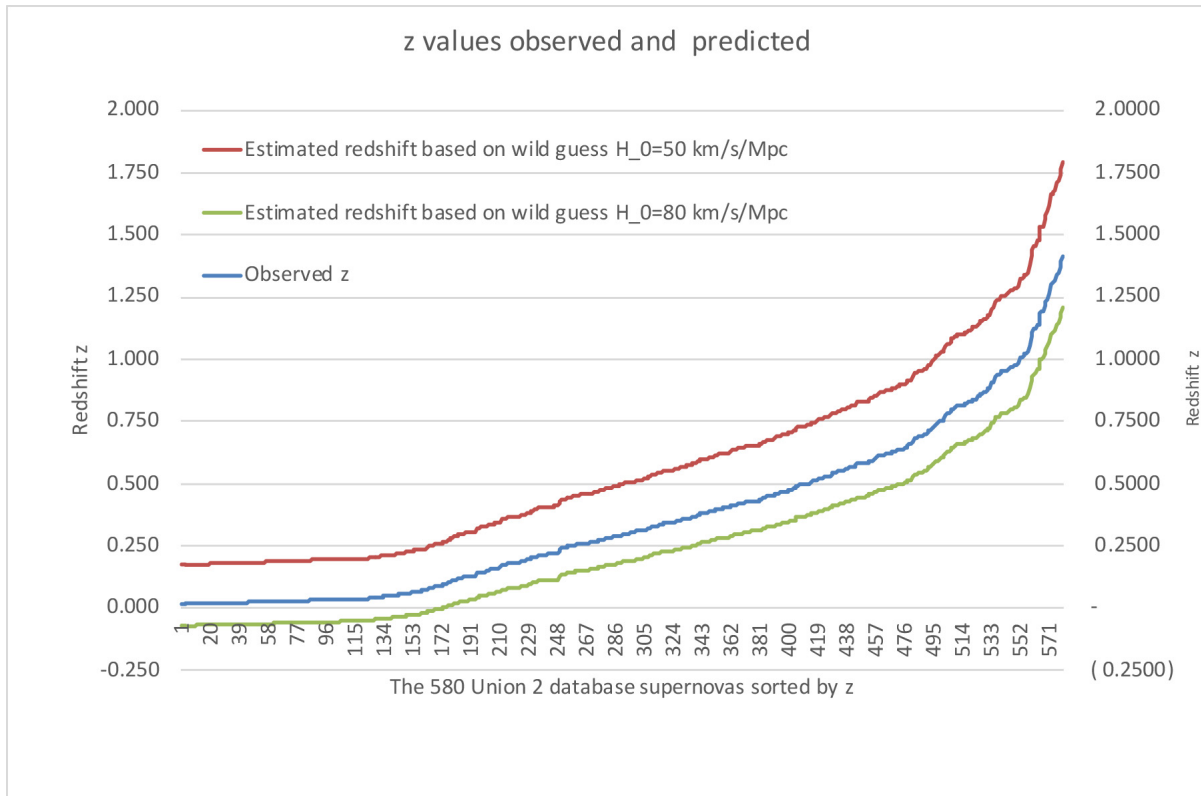
if there is a single Hubble constant ( $H_0$ ) value that, when used in our new CMB redshift prediction formula, matches all of the observed supernova redshifts. So, we start with a guess of  $H_0 = 50 \text{ km/s/Mpc}$  and use the same formula as in the previous section:

$$z_{pre} = \sqrt{\frac{R_h}{R_t}} - 1 = \sqrt{\frac{R_h}{\left(\frac{\hbar c}{T_0(1+z_{obs})k_b 4\pi}\right)^2 \frac{1}{2l_p}}} - 1 \quad (25)$$

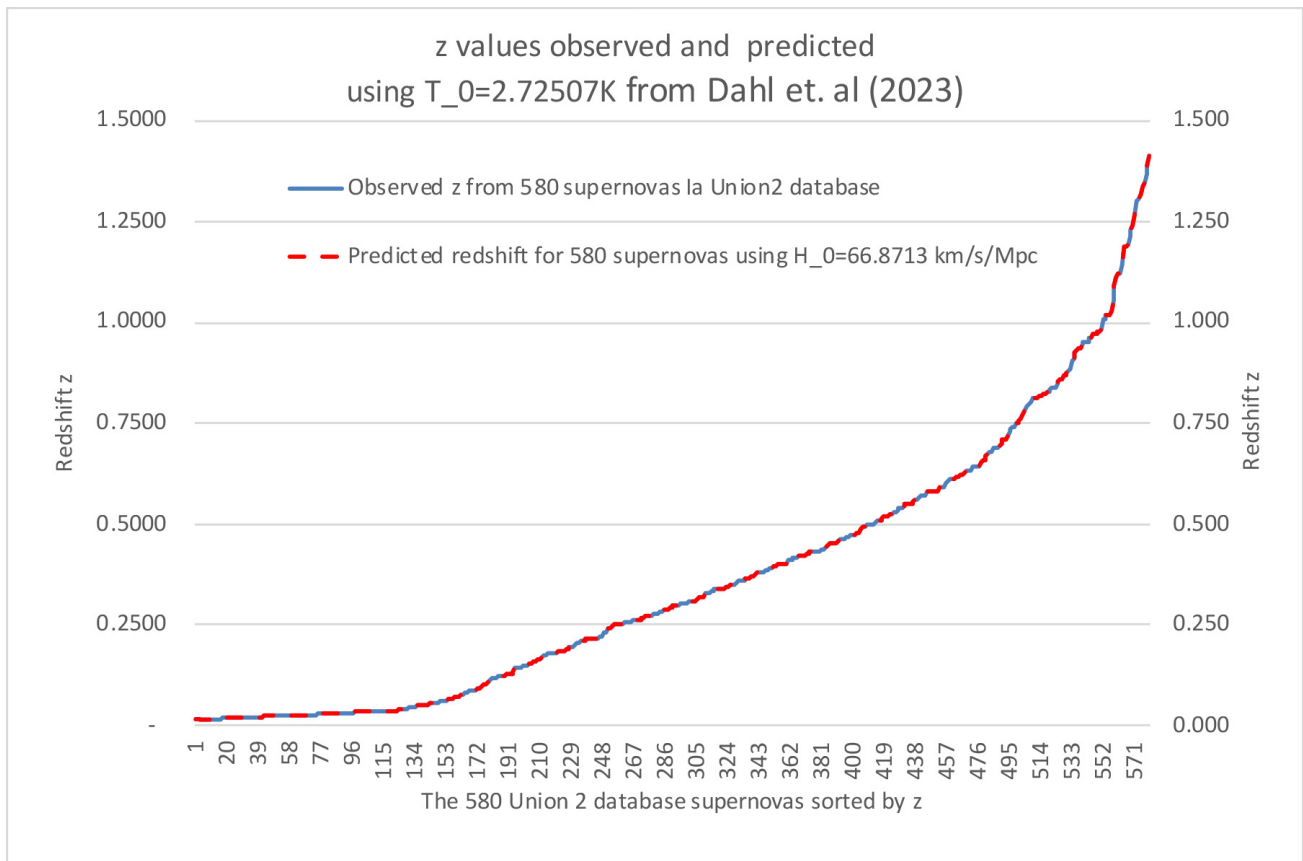
The only difference in our approach (compared to in the previous section) is that we now substitute the measured CMB temperature by Dhal et. al for  $T_0$ . In the previous example, we assumed that we knew  $H_0$  and tried to find  $T_0$ . We can now use  $R_h = \frac{c}{H_0}$  to solve for  $H_0$ . The result is shown in Figure 5 as the red line. Once again, the actual observed redshifts for all 580 supernovae in the Union2 database are represented as the blue line. As we can see, the red line indicates that this was an underestimated Hubble constant value, as our redshift prediction formula is inversely related to  $H_0$ . Accordingly, we next guess a much higher Hubble constant value, for example  $H_0 = 80 \text{ km/s/Mpc}$ , which gives redshift predictions correlating to the green line. Now the redshift predictions are too low. By simple trial-and-error, or by "intelligent" trial-and-error methods, such as the Newton-Raphson method or the bisection method, we can find the  $H_0$  that minimizes the errors between predicted and observed redshifts. Figure 6 shows the end-result. We obtain  $H_0 = 66.8713 \text{ km/s/Mpc}$  (and a 1STD range of 66.859 to 66.882  $\text{km/s/Mpc}$ ) extracted from all of the supernovae when linked to the Dahl et. al current CMB temperature. A similar approach is used for the Fixen et al (2009) CMB temperature of 2.72548K. See Figure 7.

Here, it is important to be aware that we are able to achieve essentially a perfect fit with all of the Union2 data base supernovae using either a single Hubble constant value or a single CMB temperature. This appears to us to solve the Hubble tension problem in favor of the Planck Collaboration Hubble constant determination. The Hubble constant value cannot be measured directly; it is the redshift that is measured in the type Ia supernova studies. The Hubble constant is estimated, and therefore relies on a model-based definition of redshift. In this paper, we use a new redshift model rooted in our new understanding of the inter-relationships between the current CMB temperature, the current Hubble constant, and cosmological redshifts; see [3, 9, 37]. This approach is clearly consistent with  $R_h = ct$  cosmological models. Whether it can also be made compatible with the  $\Lambda$ -CDM model is too early to say. If so, we believe that the  $\Lambda$ -CDM model, at minimum, would need some adjustments. Alternatively, it may be that  $R_h = ct$  models are actually more realistic.

Our results are also fully in line with the recent findings of Tatum et al [38] that one can accurately find  $H_0$  from the current CMB temperature, something that the  $\Lambda$ -CDM model cannot do at present, as far as we know. Here, we have taken an additional step forward and linked these two cosmological parameters to cosmological redshift. These inter-relationships are consistent with core principles in  $R_h = ct$  cosmology in general and FSC in particular.

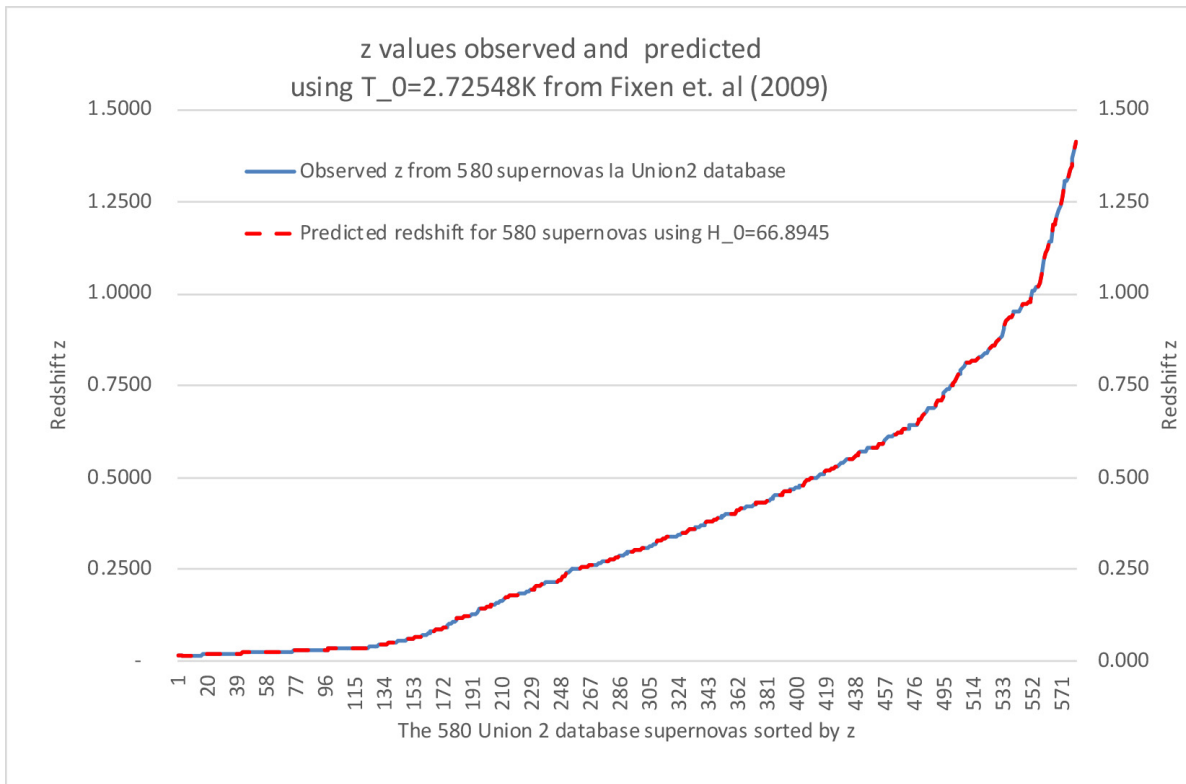


**Figure 5:** This figure shows observed redshift values from 580 type Ia supernovae, sorted by redshift, and based on the measured CMB temperature by Dhal et. al (2023) of  $2.72507K$ . The blue line represents observed redshifts, the red line represents predictions based on a wild guess of  $H_0 = 50 \text{ km/s/Mpc}$ , and the green line represents redshift predictions based on a wild guess of  $H_0 = 80 \text{ km/s/Mpc}$ .



**Figure 6:** This figure shows observed redshift values from 580 type Ia supernovae, sorted by redshift, and based on the measured CMB temperature by Dhal et. al (2023) of  $2.72507K$ . The blue line represents observed redshifts, and the red line represents predictions based on  $H_0 = 66.8713 \text{ km/s/Mpc}$ , which we extracted from the data using our trial-and-error approach.





**Figure 7:** This figure shows observed redshift values from 580 type Ia supernovae, sorted by redshift, and based on the measured CMB temperature by Fixen et al (2009) of  $2.72548K$ . The blue line represents observed redshifts, and the red line represents predictions based on  $H_0 = 66.8945 \text{ km/s/Mpc}$ , which we extracted from the data using our trial-and-error approach. Remarkably, this  $H_0$  value was predicted in 2015 by Tatum et al. [3].

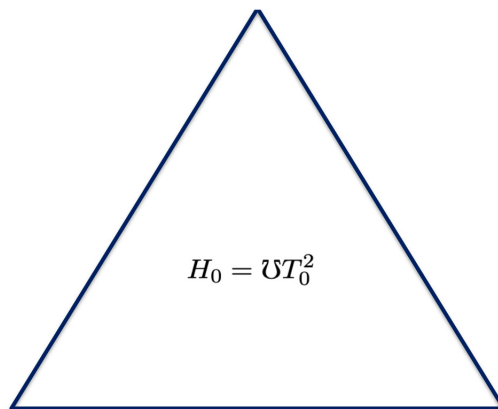
## 6 Has solving the Hubble tension provided us with new universal laws of cosmology?

Figures 4, 6 and 7 almost seem too good to be true. There may be a tendency to react in such a way, but the math appears to indicate otherwise. One even wonders if there are ‘new universal laws of cosmology’ revealed by such an approach, because there appear to be exact direct relationships between the Hubble constant, cosmological redshift and the CMB temperature, without the need for concepts such as dark energy or space expanding faster than light.

Naturally, it is not for us to say whether we have discovered ‘new universal laws.’ But we do wonder about this. Clearly, we have not simply found broad statistical correlations between these parameters, but rather very precise mathematical inter-relationships between them. If one knows any two of these cosmological parameters with high precision, one can automatically solve for the other with high precision. To take but one example, if one knows the CMB temperature and the Hubble constant, one can precisely estimate the cosmological redshift for a given cosmological distance. There is no wiggle room. We find that a convenient way to illustrate this is in the figure below.

New Universal Law(s) of Cosmology ?

$$T_t = \frac{\hbar c}{k_b 4\pi \sqrt{R_t} 2l_p} = T_0(1+z)$$



$$H_0 = \frac{c \left(1 - \frac{1}{(1+z)^2}\right)}{R_h - R_t} \quad z_{pre} = \sqrt{\frac{R_h}{R_t}} - 1 = \sqrt{\frac{R_h}{\left(\frac{\hbar c}{T_0(1+z_{obs})k_b 4\pi}\right)^2 \frac{1}{2l_p}}} - 1$$

The formula in the middle of the triangle demonstrates that the Hubble constant and the CMB temperature are simply connected by a composite constant that we have called *upsilon* (the Latin symbol for *upsilon*<sup>2</sup>):  $\Upsilon = \frac{k_b^2 32\pi^2 G^{1/2}}{c^3/2\hbar^{3/2}}$ . The equations above and their direct relations with each other can explain much of the cosmos; they all seem to be consistent with a new way to quantize general relativity theory [37, 38] and therefore fully consistent with Einstein’s general relativity theory, see [9]. When we ponder these inter-relationships, we are left asking if the Lambda-CDM model can accommodate them, or whether they are appropriate for a new paradigm represented by  $R_H = ct$  models in general, and the FSC model in particular. We leave this question for others to ponder as well.

<sup>2</sup>In the first paper about this formula, we used the Greek symbol for *upsilon*:  $\Upsilon$

## 7 Conclusion

In the context of growing black hole cosmology models, such as  $R_H = ct$ , we now have a robust theoretical framework for predicting the Cosmic Microwave Background (CMB) temperature, using a known Hubble constant value [10], or vice versa [3]. This can be done both for present and past cosmic epochs (presumably), as well as in relation to cosmological redshifts. This framework initially emerged from the FSC cosmological model proposed by Tatum et al. However, it is worth exploring whether it can also be applied to other black hole  $R_H = ct$  models. The theory appears to be compatible with the relationship  $T_t = T_0(1+z)^\beta$ , but only when  $\beta = 0$  or  $\beta = \frac{1}{2}$ . Although it appears that we are gaining a new perspective on understanding and investigating cosmological redshift, further theoretical and observational studies are needed in order to reach a final consensus. There is still much to be discovered.

In this paper, we have demonstrated, from the observed redshifts of 580 type Ia supernovae (the Union2 database), how one can predict a CMB temperature of  $2.72763 \pm_{0.074}^{0.072} K$ . Furthermore, we predict that future type Ia supernovae will show a similar excellent fit with a current CMB temperature of  $2.72763K$ . Given its derivation, our CMB redshift prediction formula is, of course, also fully consistent with the  $T_t = T_0(1+z)^\beta$  formula, so long as  $\beta$  is zero.

We have also demonstrated how to achieve a perfect match between particular Hubble constant values and observed supernova redshifts, simply by incorporating the observed CMB temperatures from two well-known CMB studies. We refined our predictions by minimizing errors in our redshift prediction formula relative to the observed redshifts from the same 580 type Ia supernovae. Utilizing the CMB temperature from Dhal et. al (2023) of  $T_0 = 2.725007K$ , we derive a Hubble constant value from the full supernova database of  $H_0 = 66.8713 km/s/Mpc$ . Similarly, utilizing the CMB temperature from Fixen et al. (2009) of  $T_0 = 2.72548K$ , we obtain a Hubble constant value from the full supernova database of  $H_0 = 66.8945 km/s/Mpc$ . Remarkably, our redshift formula can accurately predict the redshift of every supernova in the Union2 supernova database after calibration for distance. While this process resembles curve-fitting, the only free parameters are either the Hubble constant or the CMB temperature, with one being derived from measurement and the other automatically determined as a result. These results are consistent with the predictive power mentioned in references [37] [38]. Accordingly, we believe that our new approach has possibly resolved the Hubble tension problem in favor of the Planck-based CMB-derived Hubble constant value. Nevertheless, our work should undergo careful scrutiny by others before drawing any firm conclusions.

## References

- [1] S. Dhal, S. Singh, K. Konar, and R. K. Paul. Calculation of cosmic microwave background radiation parameters using coBE/firas dataset. *Experimental Astronomy (2023)*, 612:86, 2023. URL <https://doi.org/10.1007/s10686-023-09904-w>.
- [2] D. J. Fixsen. The temperature of the cosmic microwave background. *The Astrophysical Journal*, 707:916, 2009. URL <https://doi.org/10.1088/0004-637X/707/2/916>.
- [3] E. T. Tatum, U. V. S. Seshavatharam, and S. Lakshminarayana. The basics of flat space cosmology. *International Journal of Astronomy and Astrophysics*, 5:16, 2015. URL <http://dx.doi.org/10.4236/ijaa.2015.52015>.
- [4] P. L. Kelly and et. al. Constraints on the Hubble constant from supernova Refsdal's reappearance. *Science*, 380:6649, 2023. URL <https://doi.org/10.1126/science.abh1322>.

- [5] M. Planck. *Naturerliche Masseinheiten*. Der Königlich Preussischen Akademie Der Wissenschaften: Berlin, Germany, 1899. URL <https://www.biodiversitylibrary.org/item/93034#page/7/mode/1up>.
- [6] M. Planck. *Vorlesungen über die Theorie der Wärmestrahlung*. Leipzig: J.A. Barth, p. 163, see also the English translation “The Theory of Radiation” (1959) Dover, 1906.
- [7] S. Hawking. Black hole explosions. *Nature*, 248, 1974. URL <https://doi.org/10.1038/248030a0>.
- [8] S. Hawking. Black holes and thermodynamics. *Physical Review D*, 13(2):191, 1976. URL <https://doi.org/10.1103/PhysRevD.13.191>.
- [9] E. G. Haug. CMB, Hawking, Planck, and Hubble scale relations consistent with recent quantization of general relativity theory. *International Journal of Theoretical Physics, Nature-Springer, accepted and forthcoming*, 2024.
- [10] E. G. Haug and S. Wojnow. How to predict the temperature of the CMB directly using the Hubble parameter and the Planck scale using the Stefan-Boltzman law. *Research Square, Pre-print, under consideration by journal*, 2023. URL <https://doi.org/10.21203/rs.3.rs-3576675/v1>.
- [11] Stefan J. Über die beziehung zwischen der wärmestrahlung und der temperatur. *Sitzungsberichte der Mathematisch-Naturwissenschaftlichen Classe der Kaiserlichen Akademie der Wissenschaften in Wien*, 79:391, 1879.
- [12] L. Boltzmann. Ableitung des Stefanschen gesetzes, betreffend die abhängigkeit der wärmestrahlung von der temperatur aus der electromagnetischen lichttheori. *Annalen der Physik und Chemie*, 22:291, 1879.
- [13] E. G. Haug and E. T. Tatum. The Hawking Hubble temperature as a minimum temperature, the Planck temperature as a maximum temperature and the CMB temperature as their geometric mean temperature. *Hal archive*, 2023. URL <https://hal.science/hal-04308132>.
- [14] R. P. Kerr. Gravitational field of a spinning mass as an example of algebraically special metrics. *Physical Review Letters*, 11:237, 1963. URL <https://doi.org/10.1103/PhysRevLett.11.237>.
- [15] E. T. Newman and A. I. Janis. Note on the Kerr spinning-particle metric. *Journal of Mathematical Physics*, 6:915, 1965. URL <https://doi.org/10.1063/1.1704350>.
- [16] E. Newman, E. Couch, K. Chinnapared, A.; Exton, A. Prakash, and R. Torrence. Metric of a rotating, charged mass. *Journal of Mathematical Physics*, 6:918, 1965. URL <https://doi.org/10.1063/1.1704351>.
- [17] E. G. Haug and G. Spavieri. Mass-charge metric in curved spacetime. *International Journal of Theoretical Physics*, 62:248, 2023. URL <https://doi.org/10.1007/s10773-023-05503-9>.
- [18] M. V. John.  $r_h = ct$  and the eternal coasting cosmological model. *Monthly Notices of the Royal Astronomical Society*, 484, 2019. URL <https://doi.org/10.1093/mnras1/sly243>.

- [19] M. V. John and K. B. Joseph. Generalized chen-wu type cosmological model. *Physical Review D*, 61:087304, 2000. URL <https://doi.org/10.1103/PhysRevD.61.087304>.
- [20] M. V. John and J. V. Narlikar. Comparison of cosmological models using bayesian theory. *Physical Review D*, 65:043506, 2002. URL <https://doi.org/10.1103/PhysRevD.65.043506>.
- [21] F. Melia. The  $r_h = ct$  universe without inflation. *Astronomy & Astrophysics*, 553, 2013. URL <https://doi.org/10.1051/0004-6361/201220447>.
- [22] F. Melia. The linear growth of structure in the  $r_h = ct$  universe. *Monthly Notices of the Royal Astronomical Society*, 464:1966, 2017. URL <https://doi.org/10.1093/mnras/stw2493>.
- [23] F. Melia and Shevchuk A. S. H. The  $r_h = ct$  universe. *Monthly Notices of the Royal Astronomical Society*, 419:2579, 2012. URL <https://doi.org/10.1111/j.1365-2966.2011.19906.x>.
- [24] E. T. Tatum and U. V. S. Seshavatharam. How a realistic linear  $r_h = ct$  model of cosmology could present the illusion of late cosmic acceleration. *Journal of Modern Physics*, 9:1397, 2018.
- [25] A. Friedmann. Über die krümg des raumes. *Zeitschrift für Physik*, 10:377, 1922. URL <https://doi.org/10.1007/BF01332580>.
- [26] E. T. Tatum and U. V. S. Seshavatharam. How the flat space cosmology model correlates the recombination CMB temperature of 3000K with a redshift of 1100. *Journal of Modern Physics*, 15:174, 2024. URL <https://doi.org/10.4236/jmp.2024.152008>.
- [27] J. A. S. Lima, A. I. Silva, and S. M. Viegas. Is the radiation temperature±redshift relation of the standard cosmology in accordance with the data? *Monthly Notices of the Royal Astronomical Society*, 312:747, 2000. URL <https://doi.org/10.1046/j.1365-8711.2000.03172.x>.
- [28] J. Chluba. Tests of the CMB temperature–redshift relation, CMB spectral distortions and why adiabatic photon production is hard. *Monthly Notices of the Royal Astronomical Society*, 443:1881, 2014.
- [29] D.A. Riechers, A. Weiss, and Walter F. et al. . Microwave background temperature at a redshift of 6.34 from  $H_2O$  absorption. *Nature*, 602:58, 2022. URL <https://doi.org/10.1038/s41586-021-04294-5>.
- [30] A. Sneppen, D. Watson, D. Poznanski, O. Just, A. Bauswein, and R. Wojtak. Measuring the hubble constant with kilonovae using the expanding photosphere method. *Astronomy and Astrophysics*, 678, 2023. URL <https://doi.org/10.1051/0004-6361/202346306>.
- [31] A.G. Reiss et. al. Observational evidence from supernovae for an accelerating universe and a cosmological constant. *The Astronomical Journal*, 116(2):1009, 1998. URL <https://doi.org/10.1086/300499>.
- [32] Capozziello et al. Addressing the cosmological  $H_0$  tension by the Heisenberg uncertainty. *Foundations of Physics*, 38:184001, 2020. URL <https://doi.org/10.1007/s10701-020-00356-2>.

- [33] E. Valentino et. al. In the realm of the Hubble tension – a review of solutions. *Classical and Quantum Gravity*, 38:153001, 2021. URL <https://doi.org/10.1088/1361-6382/ac086d>.
- [34] C. Krishnan, R. Mohayaee, E. O. Colgáin, M. M. Sheikh-Jabbari, and L. Yin. Does Hubble tension signal a breakdown in FLRW cosmology? *Classical and Quantum Gravity*, 38:184001, 2021. URL <https://doi.org/10.1088/1361-6382/ac1a81>.
- [35] D. J. Fixsen et. al. The temperature of the cosmic microwave background at 10 GHz. *The Astrophysical Journal*, 612:86, 2004. URL <https://doi.org/10.1086/421993>.
- [36] P. Noterdaeme, P. Petitjean, R. Srianand, C. Ledoux, and S. López. The evolution of the cosmic microwave background temperature. *Astronomy and Astrophysics*, 526, 2011. URL <https://doi.org/10.1051/0004-6361/201016140>.
- [37] E. T. Tatum. Upsilon constants and their usefulness in Planck scale quantum cosmology. *Journal of Modern Physics*, 15:167, 2024. URL <https://doi.org/10.4236/jmp.2024.152007>.
- [38] E. T. Tatum, E. G. Haug, and S. Wojnow. High precision hubble constant determinations based upon a new theoretical relationship between cmb temperature and  $h_0$ . *Hal archive*, 2023. URL <https://hal.science/hal-04268732>.

## Declarations

### Conflict of interest

The authors declare no conflict of interest.

## Data availability statements

The supernova Union-2 database that we have used can be found here:  
[https://supernova.lbl.gov/Union/figures/SCPUnion2.1\\_mu\\_vs\\_z.txt](https://supernova.lbl.gov/Union/figures/SCPUnion2.1_mu_vs_z.txt).