



HAL
open science

Spin-orbit torque for field-free switching in C_{3v} crystals

Diego García Ovalle, Armando Pezo, Aurélien Manchon

► **To cite this version:**

Diego García Ovalle, Armando Pezo, Aurélien Manchon. Spin-orbit torque for field-free switching in C_{3v} crystals. *Physical Review B*, 2023, 107 (9), pp.094422. 10.1103/PhysRevB.107.094422 . hal-04364033

HAL Id: hal-04364033

<https://hal.science/hal-04364033>

Submitted on 26 Dec 2023

HAL is a multi-disciplinary open access archive for the deposit and dissemination of scientific research documents, whether they are published or not. The documents may come from teaching and research institutions in France or abroad, or from public or private research centers.

L'archive ouverte pluridisciplinaire **HAL**, est destinée au dépôt et à la diffusion de documents scientifiques de niveau recherche, publiés ou non, émanant des établissements d'enseignement et de recherche français ou étrangers, des laboratoires publics ou privés.

Spin-orbit torque for field-free switching in C_{3v} crystals

Diego García Ovalle^{1,*}, Armando Pezo^{1,†} and Aurélien Manchon^{1,‡}

¹*Aix-Marseille Université, CNRS, CINaM, Marseille, France*

(Dated: March 4, 2023)

Spin-orbit torques in noncentrosymmetric polycrystalline magnetic heterostructures are usually described in terms of field-like and damping-like torques. However, materials with a lower symmetry point group can exhibit torques whose behavior substantially deviates from the conventional ones. In particular, based on symmetry arguments it was recently proposed that systems belonging to the C_{3v} point group display spin-orbit torques that can promote field-free switching [Liu et al. *Nature Nanotechnology* **16**, 277 (2021)]. In the present work, we analyze the general form of the torques expected in C_{3v} crystals using the Invariant Theory. We uncover several new components that arise from the coexistence of the three-fold rotation and mirror symmetries. Using both tight binding model and first principles simulations, we show that these unconventional torque components arise from the onset of trigonal warping of the Fermi surface and can be as large as the damping-like torque. In other words, the Fermi surface warping is a key indicator to the onset of field-free switching in low symmetry crystals.

I. INTRODUCTION

Electrical manipulation of the magnetization in single magnetic thin films using spin-orbit torques has become routinely available in the past decade [1]. In perpendicularly magnetized systems, the most suitable configuration for memory applications, achieving reversible current-driven switching necessitates the combination of spin-orbit torque with an external magnetic field [2, 3]. As a matter of fact, whereas the spin-orbit torque tends to bring the magnetization in the plane, applying an additional external field along the current direction provides the necessary force that completes the reversal process in a deterministic manner. The need for this external field is considered as a hurdle for memory applications and several strategies have been proposed to circumvent this difficulty. Field-free current-driven switching has been realized using exchange bias from a neighboring antiferromagnet [4, 5], exchange coupling [6, 7] or anomalous Hall torque from a proximate ferromagnet [8, 9]. The latter takes advantage of an interfacial spin rotation of the incoming spin current [10], sometimes called spin swapping [11, 12] (see also Refs. 13 and 14). In addition, structural engineering has been successfully exploited to design lateral [15–19] and geometrical [20] symmetry breaking, tilted anisotropy [21–23] and longitudinal (compositional or structural) gradient [24, 25].

Whereas most of these works considered multilayers made out of polycrystalline materials, recent experiments demonstrated that low symmetry crystals are endowed with unconventional spin-orbit torques that can play the role of an external field, thereby completing the current-driven switching process. The impact of the crystalline symmetries on the spin-orbit torque is well-known since

its initial observation in the non-centrosymmetric magnetic semiconductors (Ga,Mn)As [26, 27] and in the Heusler alloy MnNiSb [28], where the bulk inversion symmetry breaking promotes a so-called Dresselhaus-like spin-orbit torque. In fact, further lowering of the crystalline symmetries can lead to unusual torques that turn out to be instrumental to achieve field-free switching. For instance, WTe₂ has been shown to display a "perpendicular damping-like torque" [29, 30] that enables field-free switching, an effect confirmed in several experiments [31–33]. This torque, also present in MoTe₂ [34] and NbSe₂ [35], is associated with a crystalline mirror symmetry breaking perpendicular to the interface plane. When a current is injected along this mirror, it may generate a nonequilibrium spin density contained in this mirror plane and normal to the interface. Antiferromagnets are also currently attracting attention from this standpoint. Indeed, the combination of crystalline and magnetic symmetries tend to produce spin currents with a polarization different from what is dictated by the conventional spin Hall effect [36, 37], an effect sometimes called "magnetic" spin Hall effect [38, 39]. These spin currents can in turn exert "unconventional" torques on an adjacent ferromagnet, as observed in collinear (Mn₂Au [40], RuO₂[41, 42]), and non-collinear antiferromagnets (Mn₃GaN [43], Mn₃Pt [44] and Mn₃Sn [45]).

Recently, Liu *et al.* [46] studied the current-driven magnetization reversal in a crystalline CuPt/CoPt bilayer in the L1₁ phase grown along the (111) direction. They reported that field-free switching could be achieved when the current was applied along low-symmetry crystallographic directions. Intriguingly, the polarity of the magnetization reversal loop displayed a periodic pattern depending on the crystallographic direction along which the current was applied. This unusual behavior was interpreted as arising from an unconventional torque, tagged "3m" torque, which appears in crystals with C_{3v} point group [47]. Nonetheless, no microscopic explanation was proposed to explain the emergence of the "3m" torque in this bilayer. Such an explanation is highly desired,

* email: diego-fernando.garcia-ovalle@univ-amu.fr

† email: armando-arquimedes.pezo-lopez@univ-amu.fr

‡ email: aurelien.manchon@univ-amu.fr

E 2C ₃ 3σ _v			Linear	Quadratic	Cubic
A ₁	1	1	1	z $x^2 + y^2, z^2$ $m_x^2 + m_y^2, m_z^2$	$z^3, z(x^2 + y^2), x(x^2 - 3y^2)$ $m_y(3m_x^2 - m_y^2)$
A ₂	1	1	-1	m_z -	$y(3x^2 - y^2)$ $m_x(m_x^2 - 3m_y^2)$
E	2	-1	0	(x, y) (m_x, m_y) $(m_x^2 - m_y^2, m_x m_y)$ $(m_x m_z, m_y m_z)$	$(z(x^2 - y^2), xyz), (xz^2, yz^2), (x(x^2 + y^2), y(x^2 + y^2))$ $(m_z(m_x^2 - m_y^2), m_x m_y m_z), (m_x m_z^2, m_y m_z^2)$ $(m_x(m_x^2 + m_y^2), m_y(m_x^2 + m_y^2))$

TABLE I. Character table of the C_{3v} point group. (x, y, z) are the components of a polar vector whereas (m_x, m_y, m_z) are the components of an axial vector.

especially with the acceleration of the research in two-dimensional van der Waals magnets [48]. As a matter of fact, most of the van der Waals magnets possess a hexagonal or trigonal point group and are therefore entitled to display such a torque. For instance, the "3m" torque was identified in Fe₃GeTe₂ monolayer [49, 50] and is associated with an unconventional form of Dzyaloshinskii-Moriya interaction [51]. Nonetheless, mere symmetry consideration is not sufficient and a microscopic description is needed. Indeed, recent first principles calculation in the Janus monolayer VSeTe demonstrated that although this material possesses the C_{3v} symmetry, no "unconventional" torque can be obtained and only the usual field-like and damping-like torques are present [52]. Therefore, understanding the physical origin of the "3m" torque in C_{3v} crystals and suggesting guidelines to enhance it is of crucial interest.

In this work, we intend to clarify the nature of the spin-orbit torque in crystals with C_{3v} point group, i.e., its vectorial form and its microscopic origin. We first determine the general form of the spin-orbit torque up to the third order in magnetization using the Invariant Theory applied on the C_{3v} character table. We then consider a minimal model for a magnetic gas with C_{3v} symmetries. In this model, the spin texture is governed by the cooperation between linear (Rashba) and cubic spin-momentum locking terms. The Fermi surface is characterized by trigonal warping that appears close to the top of the band structure. We show that the unconventional "3m" torque is associated with the cubic spin-momentum locking when the Fermi surface displays strong trigonal warping. We therefore suggest that trigonal warping can be used as a good indicator for the search of "3m" torques in C_{3v} crystals and two-dimensional van der Waals magnets.

II. SYMMETRY ANALYSIS

We first determine the general form of the torque using the representation theory [53, 54]. The C_{3v} point group is characterized by the identity E , the three-fold rotation along \mathbf{z} , C₃, and the mirror symmetry normal to, say, \mathbf{y} , σ_v. It has three irreducible representations A_1 , A_2 and E , i.e., matrices representing the action of the symmetry operations E , C₃ and σ_v. Although a given symme-

try operation can be represented by an infinite number of matrices, the trace of these representative matrices is unique for a given operation. Therefore, each irreducible representation can be identified by a unique set of traces called "characters". Table I gives the character table of the C_{3v} point group. The (equilibrium and nonequilibrium) properties of a given crystal are written as the combination of polar and axial vectors. For instance, in the case of the spin-orbit torque these vectors are the electric field (E_x, E_y, E_z) (polar vector) and the magnetization (m_x, m_y, m_z) (axial vector). Concretely, they transform in the following way,

$$(E_x, E_y) \xrightarrow{\sigma_v} (E_x, -E_y), \quad (1)$$

$$(E_x, E_y) \xrightarrow{C_3} (-\frac{1}{2}E_x - \frac{\sqrt{3}}{2}E_y, \frac{\sqrt{3}}{2}E_x - \frac{1}{2}E_y), \quad (2)$$

and

$$(m_x, m_y, m_z) \xrightarrow{\sigma_v} (-m_x, m_y, -m_z), \quad (3)$$

$$(m_x, m_y, m_z) \xrightarrow{C_3} (-\frac{1}{2}m_x - \frac{\sqrt{3}}{2}m_y, \frac{\sqrt{3}}{2}m_x - \frac{1}{2}m_y, m_z). \quad (4)$$

When applying the symmetry operations on these vectors' components, they transform according to the irreducible representations A_1 , A_2 and E so that one can define *basis functions* for each representation. In Table I, we give the basis functions of the irreducible representation of the C_{3v} point group up to the third order in magnetization.

Let us determine the general form of the torque based on Table I. The spin-orbit torque $\boldsymbol{\tau}$ is associated with an effective field, $\boldsymbol{\tau} = -\gamma \mathbf{m} \times \mathbf{h}$. This effective field \mathbf{h} is an axial vector, like \mathbf{m} , so its component h_z and (h_x, h_y) belong to A_2 and E , respectively, and can be expanded as combinations of the invariant basis functions given in Table I. The only possible combinations of magnetization components with \mathbf{E} that are invariant under the symmetries of the group are m_z , m_x^3 and $m_x(m_x^2 - 3m_y^2)$, that all belong to A_2 . Conversely, $\mathbf{z} \times \mathbf{E}$ is an axial vector, and hence its allowed combinations are 1, m_z and $m_y(3m_x^2 - m_y^2)$, that all belong to A_1 . Accounting for all combinations involving polar vector components at the first order and axial vector components up to the third order in magnetization, we obtain

$$\mathbf{h}_{\parallel} = h_{\text{FL}}^{\parallel}(1 + \eta_{\text{FL}}m_z^2 + \delta_{\text{FL}}m_y(3m_x^2 - m_y^2))\mathbf{z} \times \mathbf{E} + h_{\text{DL}}^{\parallel}((1 + \eta_{\text{DL}}m_z^2)m_z + \delta_{\text{DL}}m_x(m_x^2 - 3m_y^2))\mathbf{E} \quad (5)$$

$$+ [h_{3\text{m}}^{\parallel}m_x(1 + \eta_{3\text{m}}m_z^2) + h_{3\text{m}}^z m_z m_y - 2h_{\text{PH}}^{\parallel}m_x m_y + h_{\chi}^{\parallel}m_z(m_x^2 - m_y^2)](E_x \mathbf{x} - E_y \mathbf{y})$$

$$+ [-h_{3\text{m}}^{\parallel}m_y(1 + \eta_{3\text{m}}m_z^2) + h_{3\text{m}}^z m_z m_x + h_{\text{PH}}^{\parallel}(m_x^2 - m_y^2) + 2h_{\chi}^{\parallel}m_x m_y m_z](E_y \mathbf{x} + E_x \mathbf{y}),$$

$$\mathbf{h}_{\perp} = [h_{\text{DL}}^z(1 + \eta_z m_z^2)\mathbf{E} \cdot \mathbf{m} + h_{\text{FL}}^z m_z \mathbf{m} \cdot (\mathbf{z} \times \mathbf{E}) \quad (6)$$

$$+ h_{\text{PH}}^z((m_x^2 - m_y^2)E_y + 2m_x m_y E_x) + h_{\chi}^z m_z((m_x^2 - m_y^2)E_x - 2m_x m_y E_y)] \mathbf{z}.$$

The formulas given above are general and they do not rely on any specific microscopic mechanism. We recognize the field-like torque ($h_{\text{FL}}^{\parallel,z}$), the damping-like torque ($h_{\text{DL}}^{\parallel,z}$) and the "3m" torque reported in Refs. 46 and 49 ($h_{3\text{m}}^{\parallel,z}$). At higher orders, these terms are modulated by a planar anisotropy term, $\sim \eta_{\alpha}$, and a trigonal anisotropy term, $\sim \delta_{\alpha}$. In addition, the magnitude of the field-like and damping-like torques are different in-plane ($h_{\text{FL}}^{\parallel}$, $h_{\text{DL}}^{\parallel}$) and out-of-plane (h_{FL}^z , h_{DL}^z). By removing these anisotropies, i.e., by setting $\eta_{\text{FL,DL}} = 0$, $\delta_{\text{FL,DL}} = 0$ and $h_{\text{FL,DL}}^{\parallel} = h_{\text{FL,DL}}^z$, one retrieves the effective fields associated with the conventional field-like and damping-like torques, i.e., $\sim \mathbf{z} \times \mathbf{E}$ and $\sim (\mathbf{z} \times \mathbf{E}) \times \mathbf{m}$.

In addition, we also identify two additional torques that we refer to as in-plane ($h_{\text{PH}}^{\parallel}$) and out-of-plane (h_{PH}^z) planar Hall torque, and chiral torques ($h_{\chi}^{\parallel,z}$). The planar Hall torque possesses symmetries comparable to the planar Hall effect: it is active when the magnetization lies in the (\mathbf{x}, \mathbf{y}) plane and its magnitude depends on the angle between the electric field and the magnetization. The chiral torque necessitates to cant the magnetization away from the plane and it changes sign when reversing the magnetization ($m_z \rightarrow -m_z$).

To clarify the impact of the torque on the magnetization dynamics, we analyze its expression in two illustrative situations. When the magnetization lies out-of-plane ($\mathbf{m} = \mathbf{z}$), which is typical of perpendicularly magnetized systems at rest [see Fig. 1(a)], the two torque components up to first order in magnetization read

$$\tau_{\parallel} = -\gamma h_{\text{FL}}^{\parallel} \mathbf{z} \times (\mathbf{z} \times \mathbf{E}), \quad (7)$$

$$\tau_{\perp} = -\gamma h_{\text{DL}}^{\parallel} \mathbf{z} \times \mathbf{E} \quad (8)$$

We see that only the conventional field-like and damping-like torques are active in this configuration. One can see that the field-like torque is always along the electric field, $\sim \mathbf{m} \times (\mathbf{z} \times \mathbf{E})$, whereas the damping-like torque is perpendicular to it $\sim \mathbf{m} \times [(\mathbf{z} \times \mathbf{E}) \times \mathbf{m}]$. These two torques are the ones that destabilize the magnetization from its rest position and tend to bring it in the plane, normal to the applied electric field [see Fig. 1(b)].

Once the magnetization is in-plane, at $\phi = \varphi_E + \frac{\pi}{2}$, where φ_E is the in-plane angle of the electric field with respect to \mathbf{x} and (θ, ϕ) are the polar and azimuthal angles of the magnetization unit vector, the torques $\boldsymbol{\tau} = -\gamma \mathbf{m} \times \mathbf{h} = \tau_{\theta} \mathbf{e}_{\theta} + \tau_{\phi} \mathbf{e}_{\phi}$ in regular spherical coordinates are

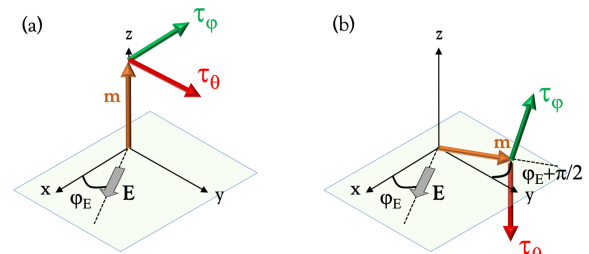


FIG. 1. (Color online) Schematics of the torque components when the magnetization is (a) perpendicular to the plane and (b) in the plane, at 90° of the applied electric field.

$$\tau_{\theta}/E = \gamma[h_{\text{DL}}^{\parallel}\delta_{\text{DL}} - h_{3\text{m}}] \sin 3\varphi_E, \quad (9)$$

$$\tau_{\phi}/E = \gamma h_{\text{PH}}^z \cos 3\varphi_E. \quad (10)$$

In this configuration, the conventional field-like and damping-like torques are quenched, and the only active torques are the "3m" torque ($h_{3\text{m}}^{\parallel}$), identified in Ref. 46, the trigonal anisotropy correction to the damping-like torque ($h_{\text{DL}}^{\parallel}\delta_{\text{DL}}$), and the perpendicular planar Hall torque (h_{PH}^z). Here, only τ_{θ} induces the deterministic switching, which means that the "3m" torque and the trigonal anisotropy correction to the damping-like torque are the active contributions in this process. Remarkably, in this frame the two other torques identified in Eqs. (5)-(6), i.e. the planar Hall torque ($h_{\text{PH}}^{\parallel}$) and the chiral torque ($h_{\chi}^{\parallel,z}$), are only active when $\theta \neq 0, \pi/2$ and should therefore impact the magnetization dynamics itself. Their influence could modify the current-driven auto-oscillation [55, 56], a phenomenon that we leave to future studies.

III. PHYSICAL ORIGIN OF THE UNCONVENTIONAL TORQUES

A. Minimal tight-binding model for C_{3v} magnets

The symmetry analysis provided above does not give information about the relative magnitude of the different torques. To better understand which microscopic mechanisms control these different components, we now turn our attention towards a minimal model for the spin-orbit

torque. We consider a ferromagnetic system defined in a hexagonal lattice as depicted on Fig. 2(a) with C_{3v} symmetry modeled by the Hamiltonian

$$\mathcal{H}_0 = \varepsilon_{\mathbf{k}} + \Delta \boldsymbol{\sigma} \cdot \mathbf{m} + \mathcal{H}_R + \mathcal{H}_{R3}, \quad (11)$$

with

$$\mathcal{H}_R = -i \frac{t_R}{a} \sum_{\mathbf{u}, s=\pm} s \boldsymbol{\sigma} \cdot (\mathbf{z} \times \mathbf{u}) e^{i s \mathbf{k} \cdot \mathbf{u}} = \frac{t_R}{a} \boldsymbol{\eta}_{\mathbf{k}} \cdot (\boldsymbol{\sigma} \times \mathbf{z}), \quad (12)$$

$$\mathcal{H}_{R3} = -i t_{R3} \sum_{\mathbf{u}, s=\pm} s \boldsymbol{\sigma} \cdot \mathbf{z} e^{i s \mathbf{k} \cdot \mathbf{u}} = t_{R3} \boldsymbol{\lambda}_{\mathbf{k}} \sigma_z. \quad (13)$$

The sum is taken over the nearest neighbors, i.e., $\mathbf{u} = \mathbf{a}, \mathbf{b}, \mathbf{c}$, sketched on Fig. 2(a), and a is the lattice parameter. Explicitly, $\varepsilon_{\mathbf{k}} = -2t(\cos \mathbf{k} \cdot \mathbf{a} + \cos \mathbf{k} \cdot \mathbf{b} + \cos \mathbf{k} \cdot \mathbf{c})$, $\boldsymbol{\eta}_{\mathbf{k}} = 2(\mathbf{a} \sin \mathbf{k} \cdot \mathbf{a} + \mathbf{b} \sin \mathbf{k} \cdot \mathbf{b} + \mathbf{c} \sin \mathbf{k} \cdot \mathbf{c})$ and $\boldsymbol{\lambda}_{\mathbf{k}} = 2(\sin \mathbf{k} \cdot \mathbf{a} + \sin \mathbf{k} \cdot \mathbf{b} + \sin \mathbf{k} \cdot \mathbf{c})$. Here, t is the nearest-neighbor hopping parameter, Δ is the exchange between the conduction electrons and the magnetization \mathbf{m} , t_R is the linear Rashba spin-orbit coupling coming from inversion symmetry breaking normal to the (\mathbf{a}, \mathbf{b}) plane and t_{R3} is its cubic correction that is associated with the mirror symmetry normal to \mathbf{y} axis.

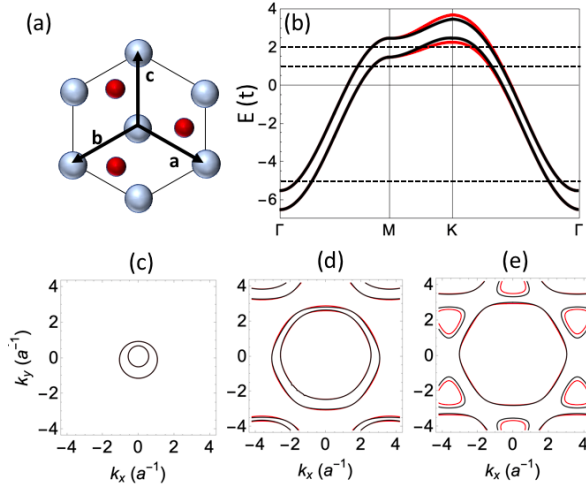


FIG. 2. (Color online) (a) The unit cell of the minimal model for the C_{3v} crystal. The grey atoms represent the hexagonal lattice sites and the red atoms break the plane inversion symmetry while conserving the three-fold rotation along \mathbf{z} and the mirror symmetry normal to \mathbf{y} . (b) Band structure of the tight-binding model described in the text with $t_R = 0.1t$ and $\Delta = 0.5t$, for the cases $t_{R3} = 0$ (black lines), and $t_{R3} = 0.1t$ (red lines). The magnetization direction is set to $\theta = \frac{\pi}{2}$ and $\phi = 0$. The horizontal dashed lines correspond to $\mu = -5t$, $\mu = t$ and $\mu = 2t$, respectively. (c-e) Fermi surfaces with ($t_{R3} = 0.1t$ - red lines) and without ($t_{R3} = 0$ - black lines) cubic spin-orbit coupling for (c) $\mu = -5t$, (d) $\mu = t$ and (e) $\mu = 2t$.

This model enhances the conventional free-electron Rashba gas by adding two ingredients: (i) the hexagonal symmetry and (ii) the cubic spin-orbit coupling. Figure 2(b) represents the band structure for a standard set

of parameters with (red lines) and without (black lines) cubic spin-orbit coupling. One directly sees that the cubic spin-orbit coupling only modifies the band structure close to the top of the band. The Fermi surface at three characteristic fillings are sketched on Figs. 2(c-e), with (red lines) and without (black lines) cubic spin-orbit coupling. At low band filling [Fig. 2(c)], where the dispersion is mostly quadratic, the Fermi surface is spherical and the cubic spin-orbit coupling has almost no impact. We therefore expect that the torque reduces to its most conventional form, field-like and damping-like. Upon increasing the band filling [Fig. 2(d,e)], the Fermi surface starts displaying hexagonal warping and the cubic spin-orbit coupling modifies the energy contours. In this context, at high band filling the warping is strong with Fermi pockets appearing away from Γ -point. Turning on the cubic spin-orbit coupling modifies the Fermi surface, resulting in a strong trigonal warping. It is clear that the unconventional torques identified in the previous section are expected to emerge in this regime.

The impact of Fermi surface warping on the spin-orbit torque has been addressed theoretically in the context of the topological insulator surfaces. Kurebayashi and Nagaosa [57], Imai *et al.* [58] investigated the influence of warping on the spin-transfer torque and spin-orbit torque, respectively, in magnetic domain walls and skyrmions to the first order of the magnetization gradient. The spin-orbit torque discussed presently is not addressed in these works. Zhou *et al.* [59] investigated the appearance of a damping-like torque that is nonlinear in electric field and directly induced by the warping. Li *et al.* [60] investigated the impact of the hexagonal warping on the spin-orbit torque, linear in electric field, and observed that the torque does not vanish when the magnetization lies in the plane. This is consistent with the analysis performed in the previous section, although a direct connection with the general form provided in Eqs. (5)-(6) remains difficult.

Let us now compute the effective spin-orbit field driven by the current, $\mathbf{h} = (\Delta/V M_s) \langle \boldsymbol{\sigma} \rangle$, where M_s is the saturation magnetization of the ferromagnet, V is the volume of the unit cell and $\langle \dots \rangle$ denotes nonequilibrium quantum statistical averaging. $\langle \boldsymbol{\sigma} \rangle$ is computed within the linear response formalism considering the symmetrized decomposition of Kubo-Bastin formula proposed in Ref. [61], which takes the form

$$\langle \hat{\sigma}_i \rangle_{\text{Int}} = -\frac{e\hbar}{4\pi} \int f(\epsilon) d\epsilon \text{Re} \left[\text{Tr} \left\{ \hat{\mathbf{v}}(G^{\text{R}-\text{A}}) \hat{\sigma}_i (\partial_\epsilon G^{\text{R}+\text{A}}) \right\} \right], \quad (14)$$

$$\langle \hat{\sigma}_i \rangle_{\text{Ext}} = -\frac{e\hbar}{8\pi} \int \partial_\epsilon f(\epsilon) d\epsilon \text{Re} \left[\text{Tr} \left\{ \hat{\mathbf{v}}(G^{\text{R}-\text{A}}) \hat{\sigma}_i (G^{\text{R}-\text{A}}) \right\} \right]. \quad (15)$$

Here $\hat{\mathbf{v}} = \partial_{\mathbf{k}} \mathcal{H}$ is the velocity operator in the direction of the applied electric field, $f(\epsilon)$ is the equilibrium Fermi distribution function, $G^{\text{R(A)}}$ is the retarded (advanced) Green function and $G^{\text{R}\pm\text{A}} = G^{\text{R}} \pm G^{\text{A}}$. Notice that Eq. (14) gives the intrinsic contribution whereas Eq. (15)

gives the extrinsic one. Based on time-reversal symmetry, the spin-orbit field components that are *odd* in magnetization are of intrinsic origin, such as the dampinglike torque $h_{\text{DL}}^{\parallel,z}$, the "3m" torque $h_{3\text{m}}^{\parallel}$ and the chiral torque $h_{\text{X}}^{\parallel,z}$, whereas the terms that are *even* in magnetization are extrinsic, such as the field-like torque $h_{\text{FL}}^{\parallel,z}$ and the planar Hall torque $h_{\text{PH}}^{\parallel,z}$.

To assess the relative magnitude of the different torque components and identify their physical origin, we compute the angular dependence of the fields when the magnetization rotates in the (\mathbf{x}, \mathbf{y}) plane, while the electric field is applied along x . Our results are reported in Fig. 3 for both intrinsic (a,b) and extrinsic (c,d) contributions in the cases of low (left panels) and high (right panels) band fillings. We analyze these results based on the angular dependence of the spin-orbit fields given by Eqs. (5)-(6), when there is linear and cubic spin-orbit coupling. In this scenario, we deduce that

$$\mathbf{h} = \begin{pmatrix} h_{3\text{m}}^{\parallel} \cos \phi - h_{\text{PH}}^{\parallel} \sin 2\phi + h_{\text{DL}}^{\parallel} \delta_{\text{DL}} \cos 3\phi \\ -h_{3\text{m}}^{\parallel} \sin \phi + h_{\text{PH}}^{\parallel} \cos 2\phi + h_{\text{FL}}^{\parallel} (1 + \delta_{\text{FL}} \sin 3\phi) \\ h_{\text{DL}}^{\parallel,z} \cos \phi + h_{\text{PH}}^{\parallel,z} \sin 2\phi \end{pmatrix} \quad (16)$$

From Fig. 3(a) it is clear that for h_x and h_y a 3-fold dependence related to δ_{DL} and δ_{FL} dominates at low band filling, while for h_z the term $h_{3\text{m}}^{\parallel}$ is predominant in this regime. Besides, $h_{3\text{m}}^{\parallel}$ can be identified through the h_y contribution at high band filling [Fig. 3(b)]. Regarding the extrinsic contributions, we notice from Fig. 3(c) that h_x and h_y are not trivial due to $h_{\text{PH}}^{\parallel}$ and $h_{\text{FL}}^{\parallel}$ at low band filling, whereas $h_{\text{PH}}^{\parallel,z}$ becomes relevant at high band filling in Fig. 3(d).

Analyzing the in-plane angular dependence of the field components, Fig. 3, with Eq. (16), one can extract the different torque contributions, reported on Fig. 4 as a function of t_{R3} and μ . From Figs. 4(a, b), $h_{3\text{m}}^{\parallel}$ requires cubic Rashba coupling and increases with the band filling, confirming its sensitivity to the trigonal warping of the Fermi surface. This behaviour is different from $h_{\alpha}^{\parallel} \delta_{\alpha}$ ($\alpha = \text{DL}, \text{FL}$), which is displayed in Fig. 4(c) and reaches a maximum close to $\mu = 0$ for $t_{\text{R3}} \neq 0$. The planar contributions $h_{\text{PH}}^{\parallel}$ and $h_{\text{PH}}^{\parallel,z}$ are depicted in Figs. 4(d) and they exhibit different behaviors with t_{R3} and μ : whereas $h_{\text{PH}}^{\parallel}$ does not require t_{R3} and it follows a similar tendency to $h_{\text{DL}}^{\parallel}$ and $h_{\text{FL}}^{\parallel}$ [Fig. 4(e, f)], $h_{\text{PH}}^{\parallel,z}$ increases with the band filling and requires $t_{\text{R3}} \neq 0$. The salient features of the different torque components in $\text{C}_{3\text{v}}$ systems are summarized in Table II.

B. First principles case study: CuPt(111)/Co

We conclude this work by computing the spin-orbit torque in L1_1 CuPt(111)/Co from first principles. As

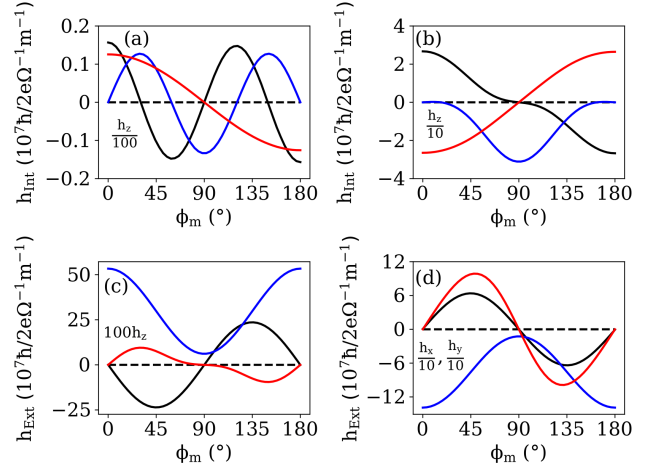


FIG. 3. (Color online) Angular dependence of the effective field components h_x (black lines), h_y (blue lines) and h_z (red lines) when the magnetization rotates in the (x, y) plane. We indicate a scaling factor of a given component whenever is necessary. The system's parameters are $t = 1$, $t_{\text{R}} = 0.1t$, $t_{\text{R3}} = 0.05t$, $\Delta = 0.5t$ and the homogeneous disorder $\Gamma = 0.1t$. The intrinsic (a, b) and extrinsic (c, d) contributions are plotted for $\mu = -5t$ (left panels) and $\mu = 2t$ (right panels). Our calculations reproduce our symmetry predictions in Eq. (16).

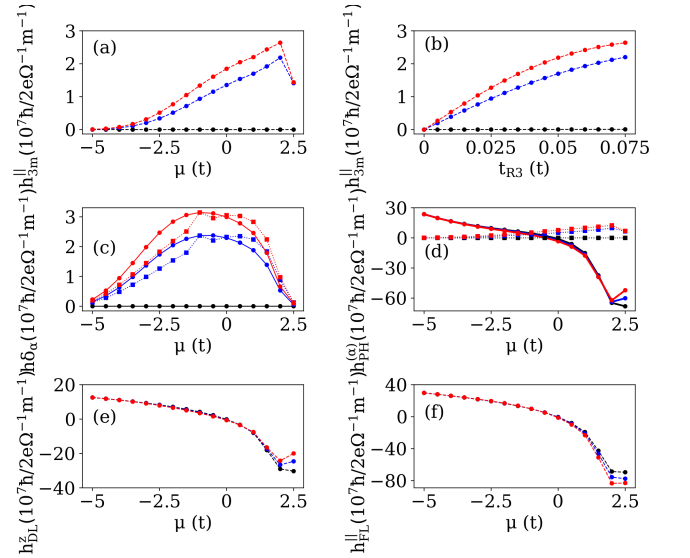


FIG. 4. (Color online) Effective field's components extracted from fitting the numerical results with Eq. (16). The panels show (a) $h_{3\text{m}}^{\parallel}$, (c) $h_{\text{DL}}^{\parallel} \delta_{\text{DL}}$ (solid lines) and $h_{\text{FL}}^{\parallel} \delta_{\text{FL}}$ (dotted lines), (d) $h_{\text{PH}}^{\parallel}$ (solid lines) and $h_{\text{PH}}^{\parallel,z}$ (dotted lines), (e) $h_{\text{DL}}^{\parallel,z}$, and (f) $h_{\text{FL}}^{\parallel}$ as a function of the chemical potential μ , for different values of the cubic spin-orbit coupling t_{R3} (black, blue and red lines stand for $t_{\text{R3}} = 0, 0.05t, 0.075t$). For completeness, panel (b) shows $h_{3\text{m}}^{\parallel}$ as a function of t_{R3} for different values of μ (black, blue and red lines stand for $\mu = -5t, t, 2t$).

Component	Physical origin	Source
$h_{\text{FL}}^{\parallel}, h_{\text{FL}}^z, h_{\text{PH}}^{\parallel}$	Extrinsic	Linear Rashba
$h_{\text{PH}}^z, h_{3m}^z$	Extrinsic	Linear + cubic Rashba
$h_{\text{DL}}^{\parallel}, h_{\text{DL}}^z$	Intrinsic	Linear Rashba
$\delta_{\text{FL}}, \delta_{\text{DL}}$	Intrinsic	Linear + cubic Rashba
$h_{3m}^{\parallel}, h_{\chi}^{\parallel}, h_{\chi}^z$	Intrinsic	Linear + cubic Rashba

TABLE II. Summary of the minimal model analysis.

explained above, this material has been recently experimentally demonstrated to host a sizable "3m" torque [46]. We considered a CuPt/Co slab containing 12 layers, such that the $L1_1$ phase is made up of stacking elemental fcc layers along the [111] direction. We determine the band structure and spin textures by employing fully relativistic density functional theory. We describe the spin-orbit coupling within a fully relativistic pseudo-potential formulation and used the generalized gradient approximation (GGA) for the exchange-correlation functional, the calculations are converged for a 400 Ry plane-wave cut-off for the real-space grid with a $13 \times 13 \times 1$ k -points sampling of the Brillouin zone. We used the conjugate gradient algorithm to minimize the atomic forces below 0.01 eV/Å. The momentum-resolved spin texture at the Fermi level is reported in Fig. 5 and displays a very clear hexagonal symmetry, suggesting an effectively large cubic spin-orbit coupling interaction.

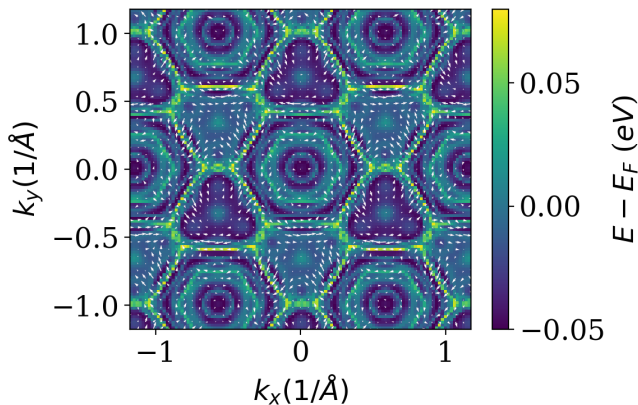


FIG. 5. (Color online) Spin texture in momentum space close to Fermi level a selected band of CuPt(111)/Co slab computed from first principles. A strong hexagonal symmetry is obtained suggesting the presence of a large cubic spin-orbit coupling interaction.

The angular dependence of the intrinsic and extrinsic spin-orbit fields is reported on Fig. 6(a) and (b), respectively, when the magnetization is rotated in the (x,y) plane. The calculations are performed with broadening $\Gamma = 0.025$ eV in the zero temperature limit. The angular dependence is well reproduced by Eq. (16). The intrinsic spin-orbit torque is composed of the damping-like torque (h^z) and the "3m" torque ($h^{x,y}$), with $h_{3m}^{\parallel}/h_{\text{DL}}^z \approx 0.67$, indicating that the "3m" torque is about the same order

of magnitude as the damping-like torque. The extrinsic torque is one order of magnitude larger and is composed of the field-like torque and the planar Hall torque. The possible differences between our numerical predictions and our symmetry analysis in Eq. (16) can be explained by the neglect of higher-order terms in the character table expansion and the large values of cubic spin-orbit coupling. Nevertheless, we can extract $h_{\text{PH}}^{\parallel}/h_{\text{FL}}^{\parallel} \approx 1$ and $h_{\text{PH}}^z/h_{\text{PH}}^{\parallel} \approx 0.4$, meaning that the planar Hall torque is anisotropic and as large as the fieldlike torque, and shall therefore impact the magnetization switching and dynamics. We leave this question to further studies. We emphasize that the relative magnitude of the intrinsic to extrinsic torques is not meaningful since the extrinsic torque is inversely proportional to the disorder broadening Γ , which is taken as (small) free parameter in our model.

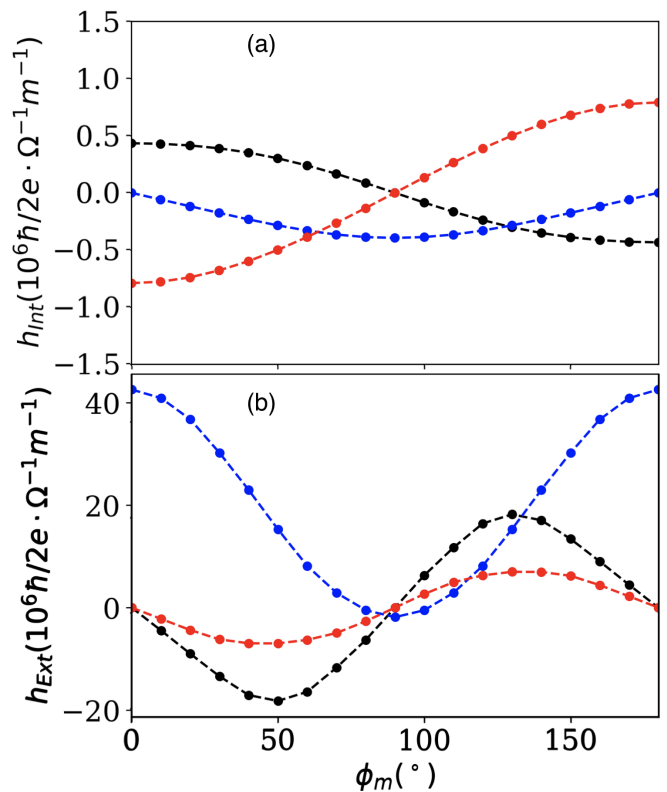


FIG. 6. (Color online) Angular dependence of the intrinsic (top) and extrinsic (bottom) spin-orbit field components when the magnetization is rotated in the (x,y) plane. The black, blue and red curves represent the x, y and z components the effective fields, respectively

C. Discussion and conclusion

The presence of these unconventional torques is particularly interesting for applications as they not only enable field-free switching but also impact the current-

driven auto-oscillations. Our minimal model suggests that C_{3v} crystals could host such torques. Nonetheless, we emphasize that this is not a sufficient condition. As a matter of fact, in a previous study, we computed the spin-orbit torque in vanadium-based Janus transition metal dichalcogenides VSeTe and found no such torque, in spite of the similar crystal symmetries [52]. We attributed this absence to the fact that in this material, the electronic transport here is mostly driven by states at Γ -point and therefore the crystal symmetries are not *imprinted* on the Bloch states. In contrast, in the $L1_1$ CuPt the Fermi surface shows a very strong warping, indicating that the Bloch states have a strong symmetry character and enabling the onset of the "3m" torque as well as other unconventional torques. Since the indicator to the presence of this torque is the trigonal warping of the Fermi surface, many other materials could display such effects: For example, Bi-based topological insulators $(\text{Bi,Sb})_2/(\text{Se,Te})_3$ [62–64], and Bi_4Te_3 [65], but also possibly in the recently grown $\text{LaAlO}_3/\text{EuTiO}_3/\text{SrTiO}_3$ all-oxide heterostructure [66].

We conclude this work by emphasizing that other unconventional torques are yet to be found in low-symmetry crystals that could lead to original current-driven dynam-

ics, as already reported in WTe_2/Py [29, 31, 32] and Fe_3GeTe_2 [49, 50]. In this context, one needs to keep in mind that the general form of the spin-orbit field used in this work is obtained via a low-order expansion of the character table that is formally valid only when the spin-orbit coupling is smaller than the exchange. In materials where the spin-orbit coupling and the exchange are of the same order of magnitude, much more complex torques are expected.

ACKNOWLEDGMENTS

The authors thank L. Liu, J. Chen, K. Belashchenko, J. Medina, J.H. Garcia and S. Roche for fruitful discussions. This work was supported by the ANR ORION project, grant ANR-20-CE30-0022-01 of the French Agence Nationale de la Recherche. In addition, this research was partially financed by the ANR MNEMOSYN project, grant ANR-21-GRF1-0005. D. G.O. and A. M. acknowledge support from the Excellence Initiative of Aix-Marseille Université - A*Midex, a French "Investissements d'Avenir" program.

-
- [1] A. Manchon, J. Zelezný, M. Miron, T. Jungwirth, J. Sinova, A. Thiaville, K. Garello, and P. Gambardella, Current-induced spin-orbit torques in ferromagnetic and antiferromagnetic systems, *Review of Modern Physics* **91**, 035004 (2019).
- [2] I. M. Miron, G. Gaudin, S. Auffret, B. Rodmacq, A. Schuhl, S. Pizzini, J. Vogel, and P. Gambardella, Current-driven spin torque induced by the Rashba effect in a ferromagnetic metal layer., *Nature Materials* **9**, 230 (2010).
- [3] L. Liu, T. Moriyama, D. C. Ralph, and R. A. Buhrman, Spin-Torque Ferromagnetic Resonance Induced by the Spin Hall Effect, *Physical Review Letters* **106**, 036601 (2011).
- [4] Y.-W. Oh, S.-H. Chris Baek, Y. M. Kim, H. Y. Lee, K.-D. Lee, C.-G. Yang, E.-S. Park, K.-S. Lee, K.-W. Kim, G. Go, J.-R. Jeong, B.-C. Min, H.-W. Lee, K.-J. Lee, and B.-G. Park, Field-free switching of perpendicular magnetization through spin-orbit torque in antiferromagnet/ferromagnet/oxide structures., *Nature Nanotechnology* **11**, 878 (2016).
- [5] S. Fukami, C. Zhang, S. DuttaGupta, and H. Ohno, Magnetization switching by spin-orbit torque in an antiferromagnet/ferromagnet bilayer system, *Nature Materials* **15**, 535 (2016).
- [6] Y.-C. Lau, D. Betto, K. Rode, J. M. D. Coey, and P. Stamenov, Spin-orbit torque switching without an external field using interlayer exchange coupling, *Nature Nanotechnology* **11**, 758 (2016).
- [7] J. Wei, X. Wang, B. Cui, C. Guo, H. Xu, Y. Guang, Y. Wang, X. Luo, C. Wan, J. Feng, H. Wei, G. Yin, X. Han, and G. Yu, Field-Free Spin-Orbit Torque Switching in Perpendicularly Magnetized Synthetic Antiferromagnets, *Advanced Functional Materials* **32**, 2109455 (2022).
- [8] S. H. C. Baek, V. P. Amin, Y. W. Oh, G. Go, S. J. Lee, G. H. Lee, K. J. Kim, M. D. Stiles, B. G. Park, and K. J. Lee, Spin currents and spin-orbit torques in ferromagnetic trilayers, *Nature Materials* **17**, 509 (2018).
- [9] J. Ryu, R. Thompson, J. Y. Park, S. J. Kim, G. Choi, J. Kang, H. B. Jeong, M. Kohda, J. M. Yuk, J. Nitta, K. J. Lee, and B. G. Park, Efficient spin-orbit torque in magnetic trilayers using all three polarizations of a spin current, *Nature Electronics* **5**, 217 (2022).
- [10] V. P. Amin, J. Zemen, and M. D. Stiles, Interface-Generated Spin Currents, *Physical Review Letters* **121**, 136805 (2018).
- [11] M. B. Lifshits and M. I. Dyakonov, Swapping Spin Currents: Interchanging Spin and Flow Directions, *Physical Review Letters* **103**, 186601 (2009).
- [12] H. Saidaoui and A. Manchon, Spin-Swapping Transport and Torques in Ultrathin Magnetic Bilayers, *Physical Review Letters* **117**, 036601 (2016).
- [13] Z. Luo, Q. Zhang, Y. Xu, Y. Yang, X. Zhang, and Y. Wu, Spin-Orbit Torque in a Single Ferromagnetic Layer Induced by Surface Spin Rotation, *Physical Review Applied* **11**, 064021 (2019).
- [14] C. O. Pauyac, M. Chshiev, A. Manchon, and S. A. Nikolaev, Spin Hall and Spin Swapping Torques in Diffusive Ferromagnets, *Physical Review Letters* **120**, 176802 (2018).
- [15] G. Yu, P. Upadhyaya, Y. Fan, J. G. Alzate, W. Jiang, K. L. Wong, S. Takei, S. A. Bender, L.-T. Chang, Y. Jiang, M. Lang, J. Tang, Y. Wang, Y. Tserkovnyak, P. K. Amiri, and K. L. Wang, Switching of perpendicular magnetization by spin-orbit torques in the absence of

- external magnetic fields., *Nature Nanotechnology* **9**, 548 (2014).
- [16] A. Bose, D. D. Lam, S. Bhuktare, S. Dutta, H. Singh, Y. Jibiki, and M. Goto, Observation of Anomalous Spin Torque Generated by a Ferromagnet, *Physical Review Applied* **9**, 64026 (2018).
- [17] B. Cui, H. Wu, D. Li, S. A. Razavi, D. Wu, K. L. Wong, M. Chang, M. Gao, Y. Zuo, L. Xi, and K. L. Wang, Field-Free Spin-Orbit Torque Switching of Perpendicular Magnetization by the Rashba Interface, *ACS Applied Materials and Interfaces* **11**, 39369 (2019).
- [18] A. Razavi, H. Wu, Q. Shao, C. Fang, B. Dai, K. Wong, X. Han, G. Yu, and K. L. Wang, Deterministic spin-orbit torque switching by a light-metal insertion, *Nano Letters* **20**, 3703 (2020).
- [19] M. G. Kang, J. G. Choi, J. Jeong, J. Y. Park, H. J. Park, T. Kim, T. Lee, K. J. Kim, K. W. Kim, J. H. Oh, D. D. Viet, J. R. Jeong, J. M. Yuk, J. Park, K. J. Lee, and B. G. Park, Electric-field control of field-free spin-orbit torque switching via laterally modulated Rashba effect in Pt/Co/AlOx structures, *Nature Communications* **12**, 7111 (2021).
- [20] C. K. Safeer, E. Jué, A. Lopez, L. Buda-Prejbeanu, S. Auffret, S. Pizzini, O. Boulle, I. M. Miron, and G. Gaudin, Spin-orbit torque magnetization switching controlled by geometry., *Nature Nanotechnology* **11**, 143 (2016).
- [21] L. You, O. Lee, D. Bhowmik, D. Labanowski, J. Hong, J. Bokor, and S. Salahuddin, Switching of perpendicularly polarized nanomagnets with spin orbit torque without an external magnetic field by engineering a tilted anisotropy, *Proceedings of the National Academy of Sciences* **112**, 10310 (2015).
- [22] L. Liu, Q. Qin, W. Lin, C. Li, Q. Xie, S. He, X. Shu, C. Zhou, Z. Lim, J. Yu, W. Lu, M. Li, X. Yan, S. J. Pennycook, and J. Chen, Current-induced magnetization switching in all-oxide heterostructures, *Nature Nanotechnology* **14**, 939 (2019).
- [23] H. Li, G. Wang, D. Li, P. Hu, W. Zhou, S. Dang, X. Ma, T. Dai, S. Kang, F. Yu, X. Zhou, S. Wu, and S. Li, Field-Free Deterministic Magnetization Switching with Ultralow Current Density in Epitaxial Au/Fe 4 N Bilayer Films, *ACS Applied Materials and Interfaces* **11**, 16965 (2019).
- [24] X. Shu, L. Liu, J. Zhou, W. Lin, Q. Xie, T. Zhao, C. Zhou, S. Chen, H. Wang, J. Chai, Y. Ding, W. Chen, and J. Chen, Field-Free Switching of Perpendicular Magnetization Induced by Longitudinal Spin-Orbit-Torque Gradient, *Physical Review Applied* **17**, 024031 (2022).
- [25] S. Chen, J. Yu, Q. Xie, X. Zhang, W. Lin, L. Liu, J. Zhou, X. Shu, R. Guo, Z. Zhang, and J. Chen, Free Field Electric Switching of Perpendicularly Magnetized Thin Film by Spin Current Gradient, *ACS Applied Materials and Interfaces* **11**, 30446 (2019).
- [26] A. Chernyshov, M. Overby, X. Liu, J. K. Furdyna, Y. Lyanda-Geller, and L. P. Rokhinson, Evidence for reversible control of magnetization in a ferromagnetic material by means of spin-orbit magnetic field, *Nature Physics* **5**, 656 (2009).
- [27] M. Endo, F. Matsukura, and H. Ohno, Current induced effective magnetic field and magnetization reversal in uniaxial anisotropy (Ga,Mn)As, *Applied Physics Letters* **97**, 222501 (2010).
- [28] C. Ciccarelli, L. Anderson, V. Tshitoyan, A. J. Ferguson, F. Gerhard, C. Gould, L. W. Molenkamp, J. Gayles, J. Zelezny, L. Smejkal, Z. Yuan, J. Sinova, F. Freimuth, and T. Jungwirth, Room-temperature spin-orbit torque in NiMnSb, *Nature Physics* **12**, 855 (2016).
- [29] D. MacNeill, G. M. Stiehl, M. H. D. Guimaraes, R. A. Buhrman, J. Park, and D. C. Ralph, Control of spin-orbit torques through crystal symmetry in WTe2/ferromagnet bilayers, *Nature Physics* **13**, 300 (2017).
- [30] D. Macneill, G. M. Stiehl, M. H. Guimaraes, N. D. Reynolds, R. A. Buhrman, and D. C. Ralph, Thickness dependence of spin-orbit torques generated by WTe2, *Physical Review B* **96**, 054450 (2017), arXiv:1707.03757.
- [31] S. Shi, S. Liang, Z. Zhu, K. Cai, S. D. Pollard, Y. Wang, J. Wang, Q. Wang, P. He, J. Yu, G. Eda, G. Liang, and H. Yang, All-electric magnetization switching and Dzyaloshinskii-Moriya interaction in WTe2/ferromagnet heterostructures, *Nature Nanotechnology* **14**, 945 (2019).
- [32] Q. Xie, W. Lin, S. Sarkar, X. Shu, S. Chen, L. Liu, T. Zhao, C. Zhou, H. Wang, J. Zhou, S. Gradečak, and J. Chen, Field-free magnetization switching induced by the unconventional spin-orbit torque from WTe2, *APL Materials* **9**, 051114 (2021).
- [33] I.-h. Kao, R. Muzzio, H. Zhang, M. Zhu, J. Gobbo, S. Yuan, D. Weber, R. Rao, J. Li, J. H. Edgar, J. E. Goldberger, J. Yan, D. G. Mandrus, J. Hwang, R. Cheng, J. Katoch, and S. Singh, Deterministic switching of a perpendicularly polarized magnet using unconventional spin-orbit torques in WTe2, *Nature Materials* **10.1038/s41563-022-01275-5** (2022).
- [34] F. Xue, C. Rohmann, J. Li, V. Amin, and P. Haney, Unconventional spin-orbit torque in transition metal dichalcogenide-ferromagnet bilayers from first-principles calculations, *Physical Review B* **102**, 014401 (2020), arXiv:2005.01109.
- [35] M. H. Guimaraes, G. M. Stiehl, D. MacNeill, N. D. Reynolds, and D. C. Ralph, Spin-Orbit Torques in NbSe2/Permalloy Bilayers, *Nano Letters* **18**, 1311 (2018).
- [36] J. Zelezný, Y. Zhang, C. Felsler, and B. Yan, Spin-Polarized Current in Noncollinear Antiferromagnets, *Physical Review Letters* **119**, 187204 (2017).
- [37] Y. Zhang, J. Zelezny, Y. Sun, J. V. D. Brink, and B. Yan, Spin Hall effect emerging from a noncollinear magnetic lattice without spin-orbit coupling, *New Journal of Physics* **20**, 073028 (2018).
- [38] M. Kimata, H. Chen, K. Kondou, S. Sugimoto, P. K. Muduli, M. Ikhlas, Y. Omori, T. Tomita, A. H. Macdonald, S. Nakatsuji, and Y. Otani, Magnetic and magnetic inverse spin Hall effects in a non-collinear antiferromagnet, *Nature* **565**, 627 (2019).
- [39] S. Ghosh, A. Manchon, and J. Železný, Unconventional Robust Spin-Transfer Torque in Noncollinear Antiferromagnetic Junctions, *Physical Review Letters* **128**, 097702 (2022).
- [40] X. Chen, S. Shi, G. Shi, X. Fan, C. Song, X. Zhou, H. Bai, L. Liao, Y. Zhou, H. Zhang, A. Li, Y. Chen, X. Han, S. Jiang, Z. Zhu, H. Wu, X. Wang, D. Xue, H. Yang, and F. Pan, Observation of the antiferromagnetic spin Hall effect, *Nature Materials* **20**, 800 (2021).
- [41] A. Bose, N. J. Schreiber, R. Jain, D. F. Shao, H. P. Nair, J. Sun, X. S. Zhang, D. A. Muller, E. Y. Tsymbal, D. G. Schlom, and D. C. Ralph, Tilted spin current generated by the collinear antiferromagnet ruthenium dioxide, *Nature Electronics* **5**, 267 (2022).

- [42] H. Bai, L. Han, X. Y. Feng, Y. J. Zhou, R. X. Su, Q. Wang, L. Y. Liao, W. X. Zhu, X. Z. Chen, F. Pan, X. L. Fan, and C. Song, Observation of Spin Splitting Torque in a Collinear Antiferromagnet RuO₂, *Physical Review Letters* **128**, 197202 (2022), [arXiv:2109.05933](#).
- [43] T. Nan, C. X. Quintela, J. Irwin, G. Gurung, D. F. Shao, J. Gibbons, N. Campbell, K. Song, S. Y. Choi, L. Guo, R. D. Johnson, P. Manuel, R. V. Chopdekar, I. Hallsteinsen, T. Tybell, P. J. Ryan, J. W. Kim, Y. Choi, P. G. Radaelli, D. C. Ralph, E. Y. Tsybal, M. S. Rzchowski, and C. B. Eom, Controlling spin current polarization through non-collinear antiferromagnetism, *Nature Communications* **11**, 4671 (2020), [arXiv:1912.12586](#).
- [44] H. Bai, X. F. Zhou, H. W. Zhang, W. W. Kong, L. Y. Liao, X. Y. Feng, X. Z. Chen, Y. F. You, Y. J. Zhou, L. Han, W. X. Zhu, F. Pan, X. L. Fan, and C. Song, Control of spin-orbit torques through magnetic symmetry in differently oriented noncollinear antiferromagnetic Mn₃Pt, *Physical Review B* **104**, 104401 (2021).
- [45] K. Kondou, H. Chen, T. Tomita, M. Ikhlas, T. Higo, A. H. MacDonald, S. Nakatsuji, and Y. C. Otani, Giant field-like torque by the out-of-plane magnetic spin Hall effect in a topological antiferromagnet, *Nature Communications* **12**, 1 (2021).
- [46] L. Liu, C. Zhou, X. Shu, C. Li, T. Zhao, W. Lin, J. Deng, Q. Xie, S. Chen, J. Zhou, R. Guo, H. Wang, J. Yu, S. Shi, P. Yang, S. Pennycook, A. Manchon, and J. Chen, Symmetry-dependent field-free switching of perpendicular magnetization, *Nature Nanotechnology* **16**, 227 (2021).
- [47] J. Železný, H. Gao, A. Manchon, F. Freimuth, Y. Mokrousov, J. Zemen, J. Mašek, J. Sinova, and T. Jungwirth, Spin-orbit torques in locally and globally non-centrosymmetric crystals: Antiferromagnets and ferromagnets, *Physical Review B* **95**, 014403 (2017).
- [48] C. Gong and X. Zhang, Two-dimensional magnetic crystals and emergent heterostructure devices, *Science* **363**, 706 (2019).
- [49] Ø. Johansen, V. Risinggård, A. Sudbø, J. Linder, and A. Brataas, Current Control of Magnetism in Two-Dimensional Fe₃GeTe₂, *Physical Review Letters* **122**, 217203 (2019).
- [50] K. Zhang, S. Han, Y. Lee, M. J. Coak, J. Kim, I. Hwang, S. Son, J. Shin, M. Lim, D. Jo, K. Kim, D. Kim, H. W. Lee, and J. G. Park, Gigantic Current Control of Coercive Field and Magnetic Memory Based on Nanometer-Thin Ferromagnetic van der Waals Fe₃GeTe₂, *Advanced Materials* **33**, 2004110 (2021).
- [51] S. Laref, K.-w. Kim, and A. Manchon, Elusive Dzyaloshinskii-Moriya interaction in monolayer Fe₃GeTe₂, *Physical Review B* **102**, 060402(R) (2020).
- [52] I. Smaili, S. Laref, J. H. Garcia, U. Schwingenschlögl, S. Roche, and A. Manchon, Janus monolayers of magnetic transition metal dichalcogenides as an all-in-one platform for spin-orbit torque, *Physical Review B* **104**, 104415 (2021), [arXiv:2007.07579](#).
- [53] M. S. Dresselhaus, *Group Theory: Application to the Physics of Condensed Matter* (Springer, 2008).
- [54] M. J. Lax, *Symmetry Principles in Solid State and Molecular Physics* (Dover Publications, Dover, UK, 2012).
- [55] L. Liu, C.-F. Pai, D. C. Ralph, and R. a. Buhrman, Magnetic Oscillations Driven by the Spin Hall Effect in 3-Terminal Magnetic Tunnel Junction Devices, *Physical Review Letters* **109**, 186602 (2012).
- [56] V. E. Demidov, S. Urazhdin, H. Ulrichs, V. Tiberkevich, A. Slavin, D. Baither, G. Schmitz, and S. O. Demokritov, Magnetic nano-oscillator driven by pure spin current., *Nature Materials* **11**, 1028 (2012).
- [57] D. Kurebayashi and N. Nagaosa, Theory of current-driven dynamics of spin textures on the surface of a topological insulator, *Physical Review B* **100**, 134407 (2019), [arXiv:1908.00152](#).
- [58] Y. Imai, T. Yamaguchi, A. Yamakage, and H. Kohno, Spintronic properties of topological surface Dirac electrons with hexagonal warping, *Physical Review B* **103**, 54402 (2021).
- [59] Y. L. Zhou, H. J. Duan, Y. J. Wu, M. X. Deng, L. Wang, D. Culcer, and R. Q. Wang, Nonlinear antidamping spin-orbit torque originating from intraband transport on the warped surface of a topological insulator, *Physical Review B* **105**, 1 (2022), [arXiv:2111.03397](#).
- [60] J. Y. Li, R. Q. Wang, M. X. Deng, and M. Yang, In-plane magnetization effect on current-induced spin-orbit torque in a ferromagnet/topological insulator bilayer with hexagonal warping, *Physical Review B* **99**, 155139 (2019).
- [61] V. Bonbien and A. Manchon, Symmetrized decomposition of the Kubo-Bastin formula, *Physical Review B* **102**, 085113 (2020).
- [62] Y. L. Chen, J. G. Analytis, J.-H. Chu, Z. K. Liu, S.-K. Mo, X. L. Qi, H. J. Zhang, D. H. Lu, X. Dai, Z. Fang, S. C. Zhang, I. R. Fisher, Z. Hussain, and Z.-X. Shen, Experimental realization of a three-dimensional topological insulator, Bi₂Te₃, *Science (New York, N.Y.)* **325**, 178 (2009).
- [63] D. Hsieh, Y. Xia, D. Qian, L. Wray, J. H. Dil, F. Meier, J. Osterwalder, L. Patthey, J. G. Checkelsky, N. P. Ong, A. V. Fedorov, H. Lin, A. Bansil, D. Grauer, Y. S. Hor, R. J. Cava, and M. Z. Hasan, A tunable topological insulator in the spin helical Dirac transport regime, *Nature* **460**, 1101 (2009).
- [64] Z. Alpichshev, J. G. Analytis, J. H. Chu, I. R. Fisher, Y. L. Chen, Z. X. Shen, A. Fang, and A. Kapitulnik, STM imaging of electronic waves on the surface of Bi₂Te₃: Topologically protected surface states and hexagonal warping effects, *Physical Review Letters* **104**, 016401 (2010), [arXiv:0908.0371](#).
- [65] T. Chagas, O. A. Ashour, G. A. S. Ribeiro, W. S. Silva, Z. Li, S. G. Louie, R. Magalhães-Paniago, and Y. Petroff, Multiple strong topological gaps and hexagonal warping in Bi₄Te₃, *Physical Review B* **105**, L081409 (2022).
- [66] Y. Chen, M. D'Antuono, N. B. Brookes, G. M. De Luca, R. Di Capua, E. Di Gennaro, G. Ghiringhelli, C. Piamonteze, D. Preziosi, B. Jouault, M. Cabero, J. M. González-Calbet, C. León, J. Santamaria, A. Sambri, D. Stornaiuolo, and M. Salluzzo, Ferromagnetic Quasi-Two-Dimensional Electron Gas with Trigonal Crystal Field Splitting, *ACS Applied Electronic Materials* **4**, 3226 (2022).