



HAL
open science

MicroScope: an integrated platform for the annotation and exploration of microbial gene functions through genomic and metabolic comparative analysis

David Vallenet, Alexandra Calteau, Mathieu Dubois, Mylène Beuvin, Laura Burlot, Xavier Bussell, Stéphanie Fouteau, Guillaume Gautreau, Aurélie Lajus, Jordan Langlois, et al.

► To cite this version:

David Vallenet, Alexandra Calteau, Mathieu Dubois, Mylène Beuvin, Laura Burlot, et al.. MicroScope: an integrated platform for the annotation and exploration of microbial gene functions through genomic and metabolic comparative analysis. JOBIM 2019 Journées Ouvertes Biologie, Informatique et Mathématiques, Jul 2019, Nantes, France. hal-04358357

HAL Id: hal-04358357

<https://hal.science/hal-04358357>


Submitted on 21 Dec 2023

HAL is a multi-disciplinary open access archive for the deposit and dissemination of scientific research documents, whether they are published or not. The documents may come from teaching and research institutions in France or abroad, or from public or private research centers.

L'archive ouverte pluridisciplinaire **HAL**, est destinée au dépôt et à la diffusion de documents scientifiques de niveau recherche, publiés ou non, émanant des établissements d'enseignement et de recherche français ou étrangers, des laboratoires publics ou privés.



Distributed under a Creative Commons Attribution - NonCommercial 4.0 International License



MicroScope: an integrated platform for the annotation and exploration of microbial gene functions

David Vallenet, Alexandra Calteau, Mathieu Dubois, Mylène Beuvin, Laura Burlot, Xavier Bussell, Stéphanie Fouteau, Guillaume Gautreau, David Roche, Zoé Rouy, Jordan Langlois, Rémi Panel, David Roche, Johan Rollin, Zoé Rouy, Claudine Médigue
Laboratoire d'Analyses Bioinformatiques pour la Génétique et le Métabolisme, Génétique Métabolique, Genoscope, Institut François Jacob, CEA, CNRS, Univ Evry, Université Paris-Saclay, 91057 Evry, France



MicroScope features

- High throughput automatic annotation of microbial genomes
- Expression and evolutionary studies by NGS data integration
- Function and biological process predictions
- Data exploration tools (keyword search, comparative genomics and metabolism)
- Collaborative curation environment for expert annotation
- User support & MicroScope Open Days

Professional Trainings

- **Audience:** researchers, engineers, technicians, students, industrials

Sessions:

- General training on comparative genomics, metabolism exploration and expert annotation (4.5 days)
- Advanced course (2 days)

- **Location:** at Evry University (2 sessions per year) and external training session in France and abroad
- Since 2008 > 500 persons participated in our trainings
- Check our website!

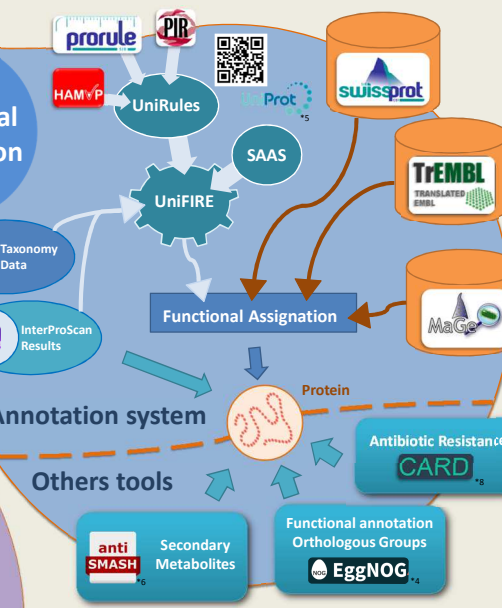
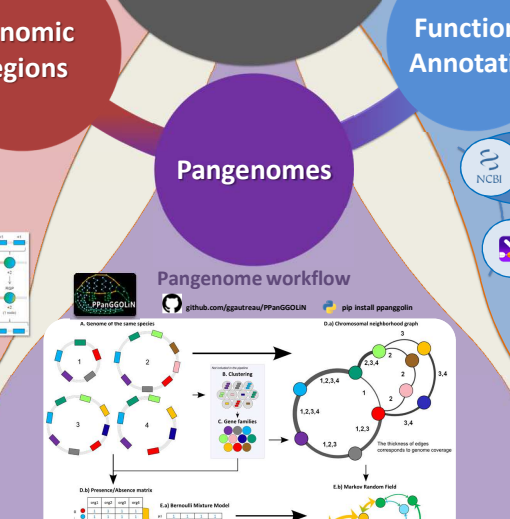
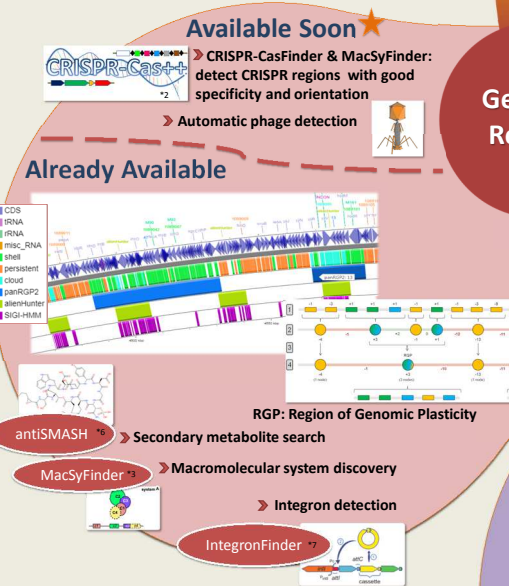
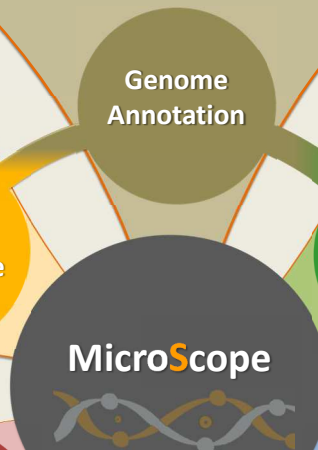
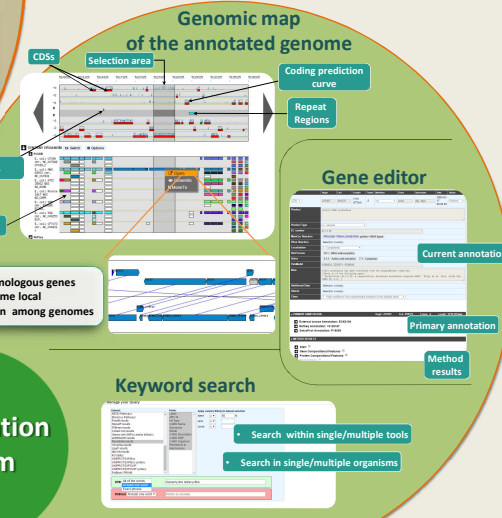
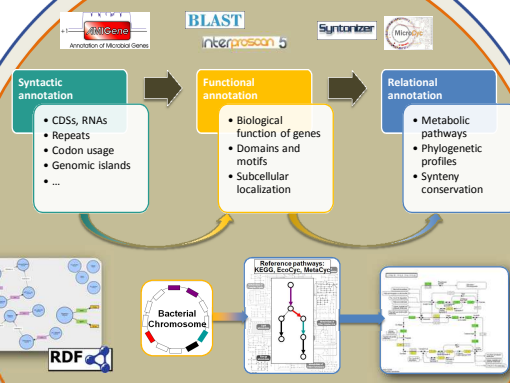
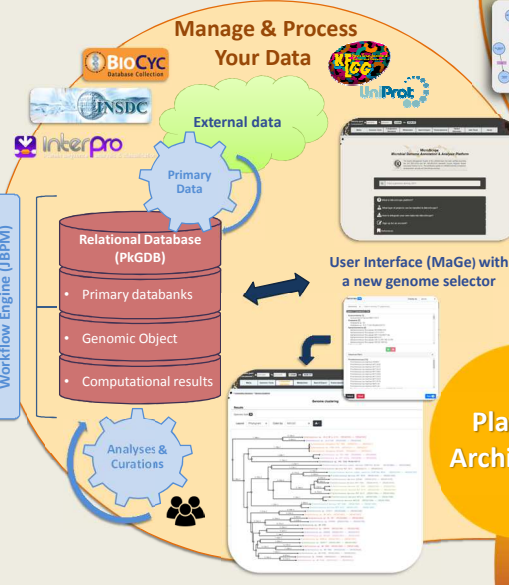
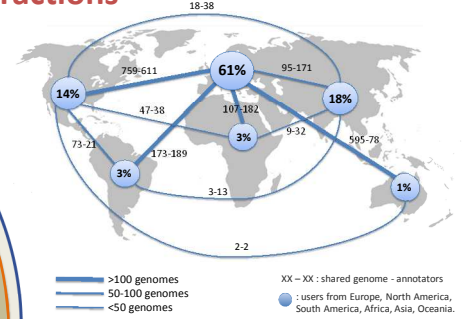


The Quality Management System of the LABGenM team has been certified according to the ISO 9001:2015 and NF X50-900:2016 standards for its activities of research, developments, services and MicroScope trainings.

Statistics

- 4 400 user accounts
- 375 active accounts per month
- 200 new genomes per month
- About 11 000 genomes
- 3 000 human-expertized annotations a month
- 140 collaborative publications
- More than 900 citations

Users & Interactions



Collaborations & Services

- MicroScope is part of National infrastructures:
 - France Génomique (www.france-genomique.com)
 - IFB (www.france-bioinformatique.fr)
- Collaborations with industrial & biotech companies
- ANR projects
- European infrastructure (IBISBA, Elixir Microb. Biotech.)

Pangenomes:

PGG on 144 *C. trachomatis* strains

- For all MicroScope Genome Clusters
- All public genomes (GenBank)

Applications:

- Detection of regions of genomic plasticity
- Comparative genomics and pangenomics

References

- *1 D. Vallenet *et al.* Nucl. Acids Res, 2017 doi: 10.1093/nar/gkw1101
- *2 D. Couvin *et al.* Nucl. Acids Res, 2018 doi: 10.1093/nar/gky425
- *3 S. Abby *et al.* PLOS ONE, 2014 doi: 10.1371/journal.pone.0110726
- *4 J. Huerta-Cepas *et al.* Nucl. Acids Res., 2015 doi: 10.1093/nar/gkv1248
- *5 The UniProt Consortium. Nucl. Acids Res. 2018 doi: 10.1093/nar/gky1049
- *6 K. Blin *et al.* Nucl. Acids Res., 2017 doi: 10.1093/nar/gkx319
- *7 J. Cury *et al.* Nucl. Acids Res., 2016 doi: 10.1093/nar/gkw319
- *8 B. Jia *et al.* Nucl. Acids Res., 2017 doi: 10.1093/nar/gkw1004

