



HAL
open science

Whistler-mode waves in Mercury's magnetosphere observed by BepiColombo/Mio

Mitsunori Ozaki, Satoshi Yagitani, Yasumasa Kasaba, Yoshiya Kasahara,
Shoya Matsuda, Yoshiharu Omura, Mitsuru Hikishima, Fouad Sahraoui,
Laurent Mirioni, Gérard Chanteur, et al.

► **To cite this version:**

Mitsunori Ozaki, Satoshi Yagitani, Yasumasa Kasaba, Yoshiya Kasahara, Shoya Matsuda, et al..
Whistler-mode waves in Mercury's magnetosphere observed by BepiColombo/Mio. *Nature Astronomy*,
2023, 7 (11), pp.1309-1316. 10.1038/s41550-023-02055-0 . hal-04358146

HAL Id: hal-04358146

<https://hal.science/hal-04358146v1>

Submitted on 22 Nov 2024

HAL is a multi-disciplinary open access archive for the deposit and dissemination of scientific research documents, whether they are published or not. The documents may come from teaching and research institutions in France or abroad, or from public or private research centers.

L'archive ouverte pluridisciplinaire **HAL**, est destinée au dépôt et à la diffusion de documents scientifiques de niveau recherche, publiés ou non, émanant des établissements d'enseignement et de recherche français ou étrangers, des laboratoires publics ou privés.



HAL
open science

Whistler-mode waves in Mercury's magnetosphere observed by BepiColombo/Mio

Mitsunori Ozaki, Satoshi Yagitani, Yasumasa Kasaba, Yoshiya Kasahara,
Shoya Matsuda, Yoshiharu Omura, Mitsuru Hikishima, Fouad Sahraoui,
Laurent Mirioni, Gérard Chanteur, et al.

► **To cite this version:**

Mitsunori Ozaki, Satoshi Yagitani, Yasumasa Kasaba, Yoshiya Kasahara, Shoya Matsuda, et al..
Whistler-mode waves in Mercury's magnetosphere observed by BepiColombo/Mio. *Nature Astronomy*,
2023, 7 (11), pp.1309-1316. 10.1038/s41550-023-02055-0 . hal-04791108

HAL Id: hal-04791108

<https://hal.science/hal-04791108v1>

Submitted on 19 Nov 2024

HAL is a multi-disciplinary open access archive for the deposit and dissemination of scientific research documents, whether they are published or not. The documents may come from teaching and research institutions in France or abroad, or from public or private research centers.

L'archive ouverte pluridisciplinaire **HAL**, est destinée au dépôt et à la diffusion de documents scientifiques de niveau recherche, publiés ou non, émanant des établissements d'enseignement et de recherche français ou étrangers, des laboratoires publics ou privés.

1 Title (< 90 characters)

2 **Direct evidence of whistler-mode waves in Mercury's magnetosphere:**
3 **BepiColombo Mio flybys**

4

5 **Authors**

6 Mitsunori Ozaki¹, Satoshi Yagitani¹, Yasumasa Kasaba², Yoshiya Kasahara¹, Shoya Matsuda¹,
7 Yoshiharu Omura³, Mitsuru Hikishima⁴, Fouad Sahraoui⁵, Laurent Mirioni⁵, Gérard Chanteur⁵,
8 Satoshi Kurita³, Satoru Nakazawa⁶, Go Murakami⁶

9

10 **Affiliations**

11 1 Graduate School of Natural Science and Technology, Kanazawa University, Kanazawa, Japan.

12 2 Graduate School of Science, Tohoku University, Sendai, Japan.

13 3 Research Institute for Sustainable Humanosphere, Kyoto University, Uji, Japan.

14 4 Magnedesign Corporation, Nagoya, Japan.

15 5 Laboratoire de Physique des Plasmas, CNRS - Ecole Polytechnique - Sorbonne Université -
16 Université Paris-Saclay - Observatoire de Paris-Meudon, Palaiseau, France.

17 6 Institute of Space and Astronautical Science, Japan Aerospace Exploration Agency, Sagami-hara,
18 Japan.

19

20 **Corresponding author**

21 Correspondence to Mitsunori Ozaki

22 ozaki@is.t.kanazawa-u.ac.jp

23

24

Abstract (< 150 words)

Whistler-mode chorus waves are natural electromagnetic emissions known to play a key role in electron acceleration and loss mechanisms via wave-particle interactions in planetary magnetospheres. No evidence of the presence of chorus waves in Mercury's magnetosphere has been reported, because of its small size largely occupied by the planet. Here we present the direct probing of chorus waves in the localized dawn sector during the first and second Mercury flybys by the BepiColombo/Mio spacecraft. Mio's search coil magnetometers detected chorus events with tens of pico-Tesla intensities in the dawn sector, while no clear chorus activity was observed in the night sector. Simulation results suggest that this regional difference could be due to the impact of background magnetic field inhomogeneities on the nonlinear wave generation process. This observational evidence is crucial for understanding the energetic electron dynamics of the localized dawn sector of Mercury's magnetosphere and the diversity of planetary magnetospheres.

Introduction

The planets in our solar system are very diverse¹, with some of them being magnetized (and thus possessing a magnetosphere) while others are not, and some bearing an atmosphere while others do not. This significantly impacts their interactions with the solar wind, a permanent super-Alfvénic and super-sonic plasma flow emitted by the Sun². Understanding the differences between the Solar System planets is extremely important for identifying potentially habitable exoplanets where life can exist. The Earth's magnetosphere acts as an impenetrable barrier for relativistic electrons, protecting lifeforms from direct exposure to such high-energy particles³. Although Mercury and Earth are magnetized planets, they exhibit certain differences. Mercury does not hold a rich atmosphere⁴, as Earth does, and has weak (approximately 1% of the Earth's) internal magnetic fields that form only a small magnetosphere, as discovered by the Mariner 10 flyby observation in 1974⁵. Electron observations by Mariner 10 showed Earth-like interactions with the solar wind that develop a bow shock and a magnetosheath surrounding Mercury's magnetosphere similar to the morphology of Earth's, but with different spatial and temporal scales⁶. The MESSENGER observations during its flybys in the 2000s and in orbit in the 2010s quantified behaviors (e.g., an axially aligned dipole offset to the north by $0.2R_M$, where R_M is the radius of Mercury) of internal magnetic fields^{7, 8, 9} and a small magnetosphere. The MESSENGER's Fast Imaging Plasma Sensor (FIPS) detected ions with energies of 0.1–13 keV, and identified quasi-trapped ring current ions in the planet's magnetosphere¹⁰, but the instrument did not measure electrons. The MESSENGER electron measurements from ~10 keV to several 100 keV were made either directly (e.g., solid state detectors) and/or indirectly using effects such as X-ray fluorescence stimulated in anti-coincidence shields or within the structure of other instruments¹¹. The MESSENGER electron observations revealed energetic electrons at all longitudes with energies

61 ranging from a few up to hundreds of keV, but those electrons have an asymmetric dawn to dusk
62 distribution^{11, 12}. The presence of supra-thermal electrons in 1 to 10 keV, inferred from X-ray data
63 and keV-electron precipitation events, were concentrated at the dawn sector of Mercury^{13, 14}.
64 MESSENGER also observed “loading and unloading” of the tail magnetic field strength similar to
65 what is observed during substorms on Earth, but with shorter temporal (only a few minutes) scales¹⁵.
66 The MESSENGER data further showed that ~25% of the dipolarization events in the near-tail were
67 closely correlated with energetic electron injections¹⁶. Furthermore, those energetic particle
68 injections and dipolarization events are most frequent over the dawn side of the magnetosphere (see
69 a review article¹⁵ and references therein). The planetary loss cone is large and it is not favorable to
70 keep stable particle trapping, because Mercury itself occupies a large portion of the small
71 magnetosphere. However, Mariner 10’s and MESSENGER’s observations suggest that Mercury’s
72 magnetosphere evolves with various dynamical kinetic processes.

73 It is widely accepted that whistler-mode chorus waves^{17, 18}, which are natural
74 electromagnetic wave emissions in the very low frequency range (VLF) (several hundreds to tens of
75 kHz), play an important role in electron acceleration and loss around magnetized planets via
76 wave–particle interactions^{19, 20, 21, 22}. In particular, chorus waves interact with energetic electrons via
77 cyclotron resonance, which can lead to a localized enhancement of relativistic electrons that form the
78 Earth’s and other planetary (Jupiter and Saturn) radiation belts^{19, 20, 21, 22, 23, 24}. Chorus waves are
79 commonly observed in the Earth’s and other planetary (Jupiter, Saturn, and Uranus)
80 magnetospheres²⁵, but have not been identified in Mercury’s magnetosphere. The Mariner 10 and
81 MESSENGER spacecraft were not equipped with wave instruments that could probe into the VLF
82 range of chorus waves. The BepiColombo/Mio (another name for the Mercury Magnetospheric
83 Orbiter (MMO)) spacecraft that was launched on 20th October 2018^{26, 27} fills this gap by carrying a
84 full set of plasma and wave instruments^{28, 29}, which will allow us to probe the dynamics of the
85 Hermean environment over a broad range of timescales. In particular, the search coil magnetometers
86 on board Mio³⁰ were carefully designed for probing high-frequency magnetic fluctuations at 0.1
87 Hz–640 kHz, which include whistler-mode chorus waves, despite the harsh temperature environment
88 that varies from +200°C at Mercury’s orbit to –55°C during the cruise. To take advantage of the
89 planned Mercury flybys during the cruise phase, the Mio search coil magnetometers were operated
90 to tentatively detect VLF magnetic fields before the instruments are operated with their full
91 capabilities after the final insertion at Mercury and boom deployment. Below, we show that this
92 attempt proved to be conclusive since the Mercury flyby observations gave evidence of chorus
93 waves based on the wave spectrum measured onboard, although finer structures of typical
94 rising-tone elements in the time domain could not be acquired due to the telemetry limitations.

95
96

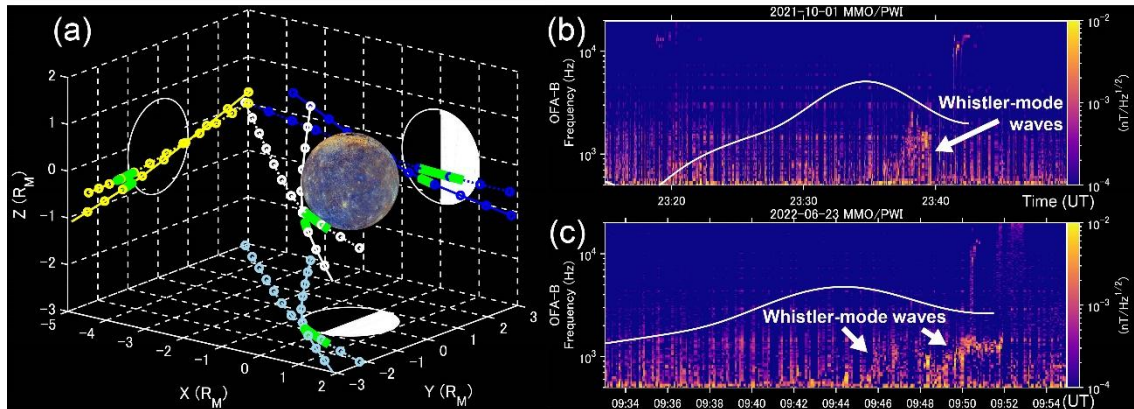
97 **Results**

98 **Wave observations by Mio during Mercury flybys**

99 Mio is in a cruise phase and will reach its final orbit around Mercury in December 2025,
100 when all instruments will be deployed and full observations of plasma waves and plasma particles in
101 the magnetosphere will be possible. Nevertheless, there are several other opportunities for measuring
102 plasma waves, such as during planetary flybys. We present wave magnetic field data for the 1st and
103 2nd Mercury flybys in the VLF range measured by the Mio search coil magnetometers of the plasma
104 wave instruments (PWI)²⁹ (see Wave magnetic field measurements in Methods section).

105 Figure 1 shows the Mio orbits and the wave spectra for the 1st (1st October 2021) and 2nd
106 (23rd June 2022) Mercury flyby events, in which the spacecraft crossed the nightside
107 magnetospheric tail toward the dayside region. The orbit is drawn in the Mercury solar
108 magnetospheric (MSM) coordinate system, where $+X$ is oriented sunward, $+Y$ is directed toward
109 dusk perpendicular to the Mercury–Sun line, $+Z$ is oriented parallel to the north magnetic pole, and
110 the origin is the magnetic dipole of Mercury located northward with an offset of $0.2 R_M$ from the
111 planet center. The closest approaches are at altitude of approximately 200 km at 23:34 UT and 09:44
112 UT in the 1st and 2nd flybys, respectively. The raw wave spectra include some electromagnetic
113 interference from the spacecraft body (see Figure S1 in Supplementary Information (SI)) because the
114 5-m MAST boom on which the search coil sensors are mounted is not deployed during the cruise
115 phase. However, whistler-mode waves below the electron cyclotron frequency (estimated from an
116 empirical model⁹) were clearly observed in the frequency range 0.6–2 kHz during the 1st flyby event
117 (23:37 to 23:39 UT). Other wave activity below 1 kHz was observed from 23:20 to 23:22 UT when
118 Mio crossed the magnetic equator (and during 23:29 to 23:31 UT), but it is difficult to determine
119 whether they are natural wave emissions or electromagnetic interference from the spacecraft because
120 of their low signal-to-noise ratio (SNR). Similarly, whistler-mode waves were observed in the
121 frequency range 0.6–1.8 kHz during the 2nd flyby event (09:45 to 09:51 UT). Note that other
122 broadband plasma waves were also observed above 10 kHz, when Mio crossed the dayside
123 magnetopause at 23:42 UT (1st flyby) and 09:50 UT (2nd flyby) and the boundary between the
124 closed and open field lines of the magnetospheric tail in the nightside at 23:19 UT (1st flyby). The
125 frequency of these broadband waves (that extend from ~10 to over 20 kHz, not shown) is higher than
126 the electron cyclotron frequency and possibly lower than the plasma frequency, and may play an
127 important role in locally heating the particles at these boundary layers.

128



129

130

131

132

133

134

135

136

137

138

139

140

141

142

143

144

145

146

147

148

149

150

151

152

153

154

155

156

Figure 1. Wave magnetic field spectra of whistler-mode waves in Mercury flybys. (a) BepiColombo Mio orbits. The white solid-dotted line is the Mio trajectory during the 1st flyby (23:10–23:50 UT) and the white dotted line is that for the 2nd flyby (09:10–10:00 UT). The blue, yellow, and sky-blue curves are projections onto the corresponding planes. The dots indicate the Mio location every 5 minutes. The green shaded zone highlights the regions where the whistler-mode waves were observed. (b and c) Wave spectra from 0.5 to 20 kHz measured by the search coil magnetometer during the 1st and 2nd flybys. The white solid lines indicate the electron gyrofrequency estimated from an empirical closed field lines model⁹. Note that panels b and c have different time ranges. The color map image of Mercury in panel (a) is published at <https://photojournal.jpl.nasa.gov/catalog/PIA17386>. Image credit of Mercury: NASA/Johns Hopkins University Applied Physics Laboratory/Carnegie Institution of Washington.

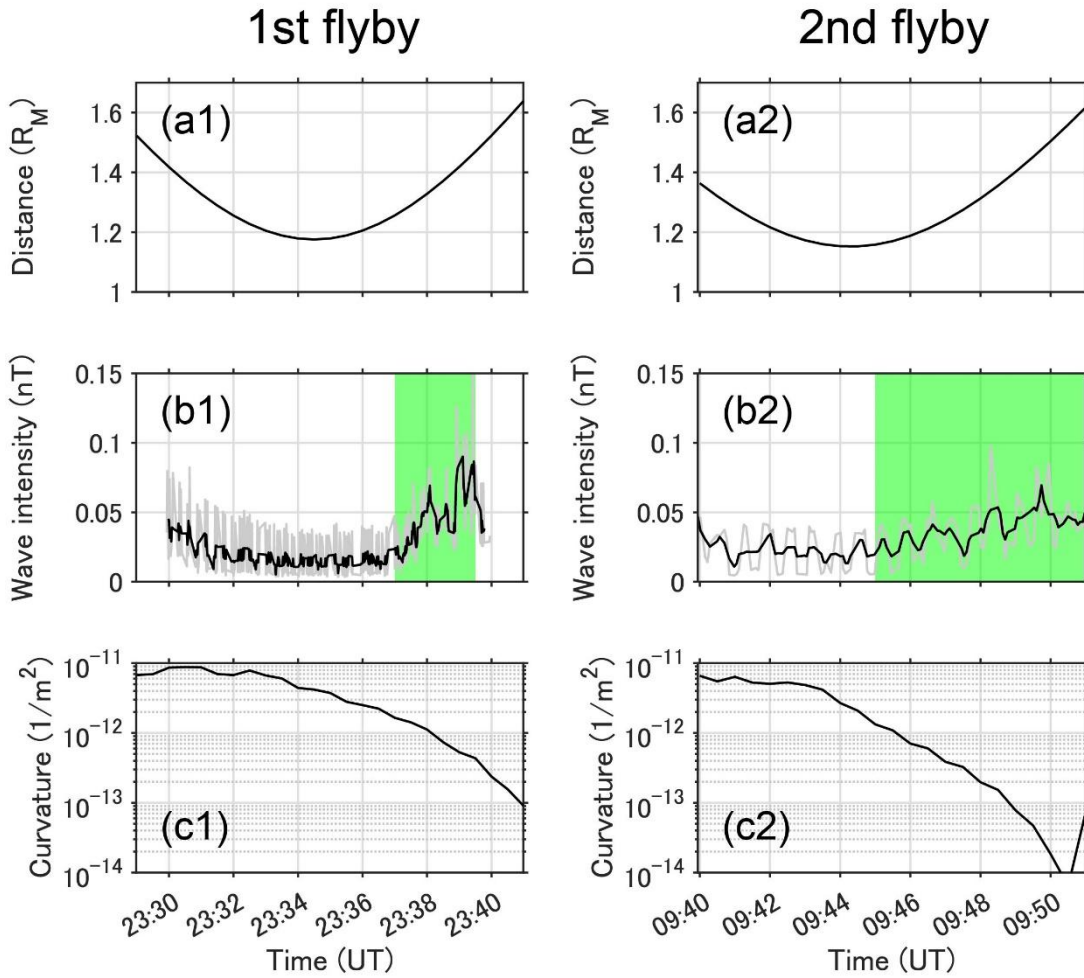
For both Mercury flyby events, clear whistler-mode wave activity appeared in the dawn side after the closest approach, even for electron cyclotron frequencies of only a few kHz in the nightside. In the 2nd flyby, which showed more activity, the whistler-mode waves were detected up to near the dayside magnetopause. A video showing the spacecraft orbit and the location of the magnetopause and bow shock boundaries is given in the SI (supplementary movies 1 and 2). Because Earth's magnetic moment points southward, the Earth's chorus emission waves also show stronger wave activity in the dawn side^{31,32} due to electron injections from the magnetotail that drift eastward. Mercury's magnetic fields with highly compressed (dayside) and stretched (nightside) structures should impact the wave growth rate (see Figure 2 and the discussion below). Although chorus wave spectra in the Earth's magnetosphere typically show a power gap at half the electron gyrofrequency^{33,34,35}, the observed whistler-mode waves at Mercury do not show such a gap. The reason might be related to the characteristics of wave normal angles at the Mio's off-equatorial region. A power gap can be caused by damping of obliquely propagating waves away from the source region³⁴. Unfortunately, information on wave normal angles and polarization is not available

157 because of telemetry limitation, but this gap should be filled by future flybys that will cover higher
158 latitude regions.

159 The propagation distance from the source to the spacecraft location may be different
160 between the night and dawn sides. Figure 1a shows that both flyby paths in the nightside were
161 located near the lower magnetic latitudes. This implies that the propagation effects from the source
162 cannot explain the presence of localized whistler-mode waves, and that other physical conditions
163 that impact the wave generation and growth processes are at work. We focus on the difference in the
164 background magnetic field between the night and dawn sectors. Because of the single-point
165 observations, it is difficult to specify regions that grow while propagating from the source region. As
166 a simple assumption, we considered the curvature around a region with B_{min} , which maximizes the
167 linear growth rate³⁶. Figure 2 shows the distance between Mio and Mercury, the wave magnetic field
168 intensity, and the curvature of the background magnetic field line for both flyby events. The
169 curvature of the background magnetic field line is calculated from the relation

$$170 \quad a = \frac{1}{s^2} \left(\frac{B(s)}{B_{min}} - 1 \right), \quad (1)$$

171 where s is an infinitesimal distance along a background magnetic field line from the minimum
172 background magnetic field B_{min} plane with a simple assumption of a parabolic curve³⁷. We use
173 $s = 0.2R_M$ for the wave growth due to magnetic inhomogeneity. The background magnetic field
174 lines are plotted in Supplementary Figure S2 for reference. We found that whistler-mode waves can
175 be generated in a region with a lower curvature (below $1.5 \times 10^{-12} \text{ m}^{-2}$) on the dayside compared
176 with the wave activity measured at the same distance from Mercury in the nightside. The magnetic
177 inhomogeneity is an important parameter that controls the threshold amplitude of the nonlinear wave
178 growth rate for the chorus emission waves^{38,39}. Previous electron observation¹² and simulation^{40,41}
179 studies indicate that moderate energy (keV) electrons can be quasi-trapped at distances ranging from
180 1.1 to 1.5 R_M . The fact that Mio observed an enhancement of whistler-mode wave activity of several
181 tens of pT for distances of 1.1 to 1.5 R_M is consistent with the region containing quasi-trapped
182 moderate energy (1–10 keV) electrons^{40,41}, as these^{6,11,16,40,41} can act as seed electrons that feed the
183 instability leading to the observed whistler-mode waves. The observed whistler-mode waves should
184 become chorus emission waves at Mercury via a nonlinear wave growth process related to the
185 magnetic inhomogeneity⁴². Assuming an electron density of 10 to 20 cm^{-3} in the plasma sheet^{6,43},
186 the resonant electron energy for whistler-mode waves⁴⁴ at $0.2f_{ce}$ becomes 60 to 10 keV in both
187 events. The resonant electrons can then precipitate to Mercury's surface, which in turn can cause the
188 X-ray aurora observed at Mercury^{13,14}. Our observations of dawn whistler-mode waves support the
189 MESSENGER observations of localized high-energy electrons concentrated at the dawn side¹² near
190 the equatorial region. The observed dawn whistler-mode waves reported here should also explain (at
191 least partly) the precipitation of keV-energy electrons in the dawn sector^{13,14}.



193

194 Figure 2. Observed whistler-mode wave intensity related to the distance from Mercury and the
 195 background magnetic curvature. (a1 and a2) Distance from Mercury. (b1 and b2) Chorus wave
 196 intensity (gray) and smoothed data (black) using a running average. The green areas indicate the
 197 observed regions of clear dawn chorus. (c1 and c2) Curvature of the background magnetic field line
 198 at the location showing the minimum strength deduced from an empirical model⁹.

199

200

201 Simulation results

202

203

204

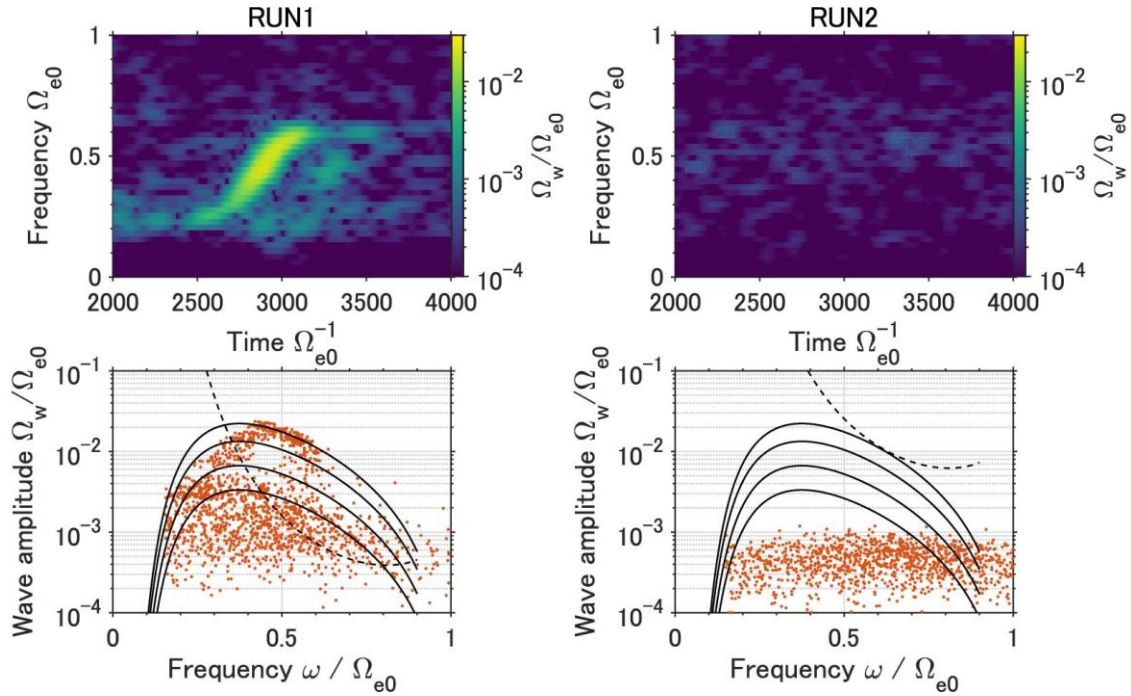
205

206

207

To numerically estimate the effects of background magnetic field curvature on the generation of chorus emission waves at Mercury, we conducted a one-dimensional full particle-in-cell (PIC) simulation⁴⁵ along an ambient background magnetic field line modeled in a Mercury environment (see PIC simulations in Methods). Based on our previous PIC simulation studies, which successfully reconstructed chorus emission waves in the Earth's magnetosphere³⁶ and revealed the importance of nonlinear resonant currents in the generation of chorus emission waves⁴².

208 We note that the present simulation parameters (see PIC simulations in Methods) are different from
 209 the typical values taken for the chorus generation region of the Earth's inner magnetosphere, in
 210 particular, we use a 10 times higher density of cold electrons⁴³, a one-tenth slower velocity of
 211 energetic electrons (based on the scaling law⁴³ and Mariner 10 observations⁶), a 3 times wider loss
 212 cone angle at the magnetic equator, and a much larger (10 thousand times) stretching of the
 213 background magnetic field line (based on the empirical model⁹). The assumed density ratio of
 214 energetic to cold electrons is smaller than that for the Earth's outer magnetosphere ($L \sim 10.5$)³⁴.
 215 Therefore, our simulations offer new conditions to study the chorus wave generation, different from
 216 those at Earth.
 217



218
 219 Figure 3. PIC simulations in Mercury's environment. RUN1 is for a less stretched field line
 220 condition estimated from the model for flyby observations. RUN2 is for a more stretched field line
 221 condition (4 times RUN1). In the lower panels, the black solid curves indicate the optimum
 222 amplitudes for $\tau = 0.15, 0.25, 0.5$, and 1.0 from the above curves (see Nonlinear wave growth in
 223 Methods section for the definition of τ), the dotted black curves are the threshold amplitude for
 224 triggered wave emissions at the source region, and the orange dots are simulated wave amplitudes.
 225
 226

227 Figure 3 shows simulated dynamic spectra of magnetic field fluctuations of the forward wave packet
 228 with two different magnetic inhomogeneities at the magnetic equator: RUN1 has a small magnetic
 229 inhomogeneity whose value was determined from the observation conditions using an empirical

230 magnetic field model⁹; RUN2 has the same setup as RUN1 but with a magnetic inhomogeneity
231 4-times larger to reflect the conditions in the night sector, thus allowing us to study the impact of the
232 day/night magnetic field asymmetry on the wave generation. In RUN1 we clearly see the rising-tone
233 fine structure of the discrete chorus element similar to Earth's chorus emission waves, but we see no
234 specific wave excitation in RUN2. The spatial development of wave growth in both RUN1 and
235 RUN2 are shown in Supplementary Figures S3 and S4. In the absence of accurate measurements of
236 the cold and energetic electrons densities, it is not possible to compare the wave amplitude observed
237 by Mio with the theoretical amplitude. However, we can compare the chorus amplitudes for the
238 simulation with the theoretical prediction of nonlinear wave growth theory⁴² (see Methods). In
239 nonlinear theory, coherent and strong (a few percent of the amplitude of the background magnetic
240 field) chorus emission waves with rising-tone structures can nonlinearly grow from an incoherent
241 seed and weak whistler-mode waves by the effects of a nonlinear resonant current⁴². The triggered
242 condition for the nonlinear wave growth process⁴² is given by

$$243 \frac{\Omega_w}{\Omega_{e0}} > \frac{\Omega_{th}}{\Omega_{e0}},$$

244 where Ω_w is the wave amplitude, Ω_{th} is the threshold wave amplitude given for the absolute
245 instability, and Ω_{e0} is the electron cyclotron frequency at the magnetic equator (source region). In
246 the nonlinear process, the wave amplitude can take the optimum wave amplitude Ω_{op} for an
247 optimum wave growth condition⁴². The simulated chorus wave amplitudes in RUN1 are consistent
248 with the theoretical optimum amplitudes when the threshold amplitude is lower than the optimum
249 amplitudes. On the other hand, the threshold amplitude in RUN2 is larger than the optimum
250 amplitudes in the whole frequency band. The simulated waves in RUN2 show only thermal and
251 particle noise coming from the limited number of energetic particles in the simulation system, which
252 are not fed by energy transfer from the electrons, and thus did not grow. Therefore, the fine
253 structures of the discrete chorus element observed in the simulation suggest that nonlinear
254 wave-particle energy exchanges can occur under the specific Mercury magnetospheric conditions.

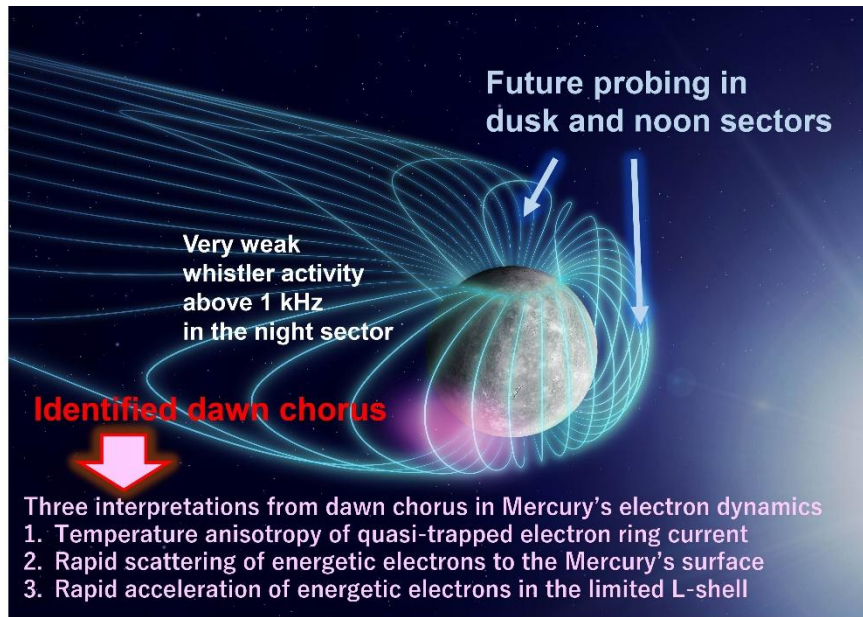
255

256 **Discussion**

257 Despite operating with a non-deployed boom and limited telemetry in the cruise
258 configuration toward Mercury, the Mio search coil magnetometers of the PWI found dawn chorus
259 waves during the two flybys. This result suggests that chorus emission waves, which control the
260 dynamics of energetic electrons through wave-particle interactions, are ubiquitous in all magnetized
261 planets of our Solar System. The flyby observations strongly support the idea that the background
262 magnetic inhomogeneity has a strong impact on the generation process of planetary chorus waves,
263 which is complemented by the results of simulations in a Mercury environment.

264 The existence of dawn chorus waves in Mercury suggests the following three-step scenario,

265 illustrated in Figure 4. (1) The quasi-trapped electron ring current develops a temperature anisotropy,
266 in particular on the dayside, which is the seed for initial whistler-mode wave growth. Mercury's
267 magnetosphere has a larger loss cone angle of approximately 20 to 30 degrees than that of Earth of a
268 few degrees⁹. The effects of drift electron motion in Mercury's complex background magnetic field
269 structures with such large loss cone angles are favorable for the development of temperature
270 anisotropy⁴¹. Large compressional background magnetic fields in the dayside take bifurcated
271 background magnetic field minima at northward and southward latitudes above the magnetic equator.
272 Then, electrons with high equatorial pitch angles are forced to drift and get reflected at high latitudes
273 without passing through the equatorial plane, the so-called Shabansky orbits⁴⁶. The MESSENGER's
274 plasma observations strongly support the effects of Shabansky orbits in Mercury¹⁶. These
275 non-energizing (drift shell splitting and Shabansky orbits⁴¹) processes based on the background
276 magnetic field structures should play a role in developing the temperature anisotropy of seed
277 electrons. (2) Chorus waves strongly and rapidly scatter energetic electrons through wave-particle
278 interactions^{47, 48}. The observed dawn chorus waves contribute to electron precipitation on the dawn
279 side, which can generate part of the X-ray aurora observed at Mercury^{13, 14}. However, the X-ray
280 aurora for Mercury is widely distributed from midnight to predusk sectors in contrast with the dawn
281 chorus region identified during the 1st and 2nd flybys. A global map of chorus waves in Mercury is
282 important for understanding loss mechanisms of energetic electrons. In particular, the asymmetric
283 loss cone width in the northern and southern hemispheres may influence the northward and
284 southward chorus wave generation. (3) Chorus waves can also rapidly accelerate seed electrons from
285 hundreds of keV to MeV^{20, 21, 22, 23, 24} in the limited L-shell. Unlike Earth, Jupiter, and Saturn,
286 Mercury has no permanent electron radiation belt^{6, 40}. If a short-duration quasi-trapped radiation belt
287 could be generated at Mercury, chorus waves would play an important role in generating tentative
288 enhancement of higher energy electron populations.



289

290 Figure 4. Three possible interpretations deduced from the dawn chorus in Mercury. The map of
 291 Mercury is published at <https://photojournal.jpl.nasa.gov/catalog/PIA17230>. Image credit of
 292 Mercury: NASA/Johns Hopkins University Applied Physics Laboratory/Carnegie Institution of
 293 Washington.

294

295

296

297

298

299

300

301

302

303

304

305

306

307

308

309

310

311

312

Further investigations of chorus wave activities are required to better understand the electron dynamics in Mercury. This observational evidence of chorus waves obtained by Mio during its Mercury flybys calls for designing and planning more ambitious scientific observations, even with limited telemetry data, such as probing waveform data during future flybys and the science phase after the final orbit insertion in 2025. The MAST boom on which the search coil sensors are mounted will be fully deployed (up to 5-m length) from the spacecraft body. This deployment will minimize potential electromagnetic interference from the spacecraft, allowing the search coil magnetometers to obtain data with the highest SNR to fully probe the plasma wave environments in Mercury's magnetosphere (including refractive indices, wave-normal angles, polarizations, and fine structures). To date, we still do not know whether the Earth and Mercury have similar spatiotemporal properties of their electron-driven chorus. This question will be investigated by a comparison using new observations of alternating current magnetic fields probed by the search coil magnetometers onboard the Arase satellite at Earth⁴⁹ and the Mio spacecraft at Mercury³⁰. The present study paves the way for these challenging future investigations that will reveal how magnetized planet environments are shaped by the solar wind in our Solar System, with potential extrapolation to exoplanets and their interactions with stellar winds.

313 **Wave magnetic field measurements**

314 The wave magnetic field signals measured by the search coil magnetometers³⁰ are
315 processed by plasma wave instruments (PWI)²⁹ and the VLF wave spectrum is covered by the
316 onboard frequency analyzer (OFA) of the PWI. In the 1st Mercury flyby, we took a higher temporal
317 resolution of 1 s using relatively few frequency bins of only 90 points from 32 Hz to 1.8 kHz in a
318 linear increase of a 32-Hz bandwidth and from 1.8 kHz to 20 kHz in a logarithmically increasing
319 bandwidth. In the 2nd Mercury flyby, we used a lower temporal resolution of 4 s and a higher
320 frequency resolution with 360 points for 32 Hz to 10 kHz in a linear increase and 10 kHz to 20 kHz
321 in a logarithmic increase. In both flybys, only wave spectra were measured (no waveforms) because
322 of the limited telemetry data in the cruise phase during which the spacecraft is not spinning.

323 Unfortunately, the wave magnetic field below 1 kHz was contaminated by electromagnetic
324 interference, though this will be reduced after the separation of Mio from the cruise module after
325 Mercury orbital insertion. Figures 1, 2, and S1 are plotted using the square root of the intensity by
326 the beta-axial sensor of the low frequency search coil (LF-SC) and the gamma-axial sensor of the
327 dual-band search coil (DBSC) mounted on the top plate. The raw wave magnetic field spectra that
328 include some noise are shown in Figure S1 in SI. The denoised wave spectra are shown in Figure 1
329 to provide further details on the whistler-mode waves. The line spectra showing the 1st to 10th
330 maximum power were suppressed during the denoising process. The noise-equivalent magnetic
331 induction (NEMI) for the LF-SC is approximately $40 \text{ fT/Hz}^{1/2}$ and the NEMI for DBSC is 60
332 $\text{fT/Hz}^{1/2}$ at a frequency of 1 kHz³⁰, which are sufficiently low for probing the observed
333 whistler-mode waves showing pT-intensity levels. In Figure 2, the wave magnetic field intensity is
334 calculated by integrating the raw spectrum in the frequency range from $0.2f_{ce}$ to $0.75f_{ce}$ for the
335 1st flyby and from $0.2f_{ce}$ to $0.45f_{ce}$ for the 2nd flyby for a typical frequency range of chorus
336 emission waves, where f_{ce} is the local cyclotron frequency calculated from an empirical model⁹.
337 We considered a narrower integration bandwidth during the 2nd flyby because the wave data is
338 subject to stronger interference. If the value of $0.2f_{ce}$ is lower than 500 Hz, the wave magnetic field
339 intensities were not calculated to avoid noise contamination. The characteristics of the magnetic field
340 curvature in Figure 2 did not change when using a different value of $s = 0.4R_M$.

341

342 **PIC simulations**

343 We model the dawn chorus in Mercury by flyby events using fully kinetic PIC code, which
344 self-consistently solves Maxwell's equations and equations of particle motion taking into account the
345 nonlinear Lorentz force and the mirror force coming from the background magnetic inhomogeneity.
346 The simulation focuses on the region near the magnetic equator, which gives the maximum linear
347 wave growth³⁶. The physical spatial scale is $\pm 10.24 c/\Omega_{e0}$ centered on the magnetic equator. The
348 cell size satisfies the Courant condition⁴². To evaluate the generation process for chorus emission

349 waves in the stretched Mercury background magnetic inhomogeneity and prevent nonphysical
 350 diffusion by enhanced electrostatic thermal fluctuations, we neglect the parallel electric field with
 351 respect to the background field line and the difference in the loss-cone width for both the northern
 352 and southern hemispheres. The background magnetic field line is simply modeled as a parabolic
 353 function as written in Equation 1 ($a = 2.4 \times 10^{-3} c^{-2} \Omega_{e0}^2$ for RUN1) and the loss-cone size at the
 354 magnetic equator is 15.5 degrees. Hot electrons in Mercury's plasma sheet were identified using
 355 in-situ observations of Mariner 10⁶. Electron density in Mercury's magnetosphere were of the order
 356 of 5 particles/cm³ on an average and the typical energies ranged from 0.1 to 1 keV based on the
 357 Mariner 10 electron measurements. A part of these hot plasma sheet electrons with a temperature
 358 anisotropy should become a source to excite initial whistler-mode waves. The Mariner 10 electron
 359 measurements revealed the presence of cold and dense plasma sheet and also hot and tenuous plasm
 360 sheet with a rapid change. The plasma mass density was found to vary from 1 to 650 amu/cm³ using
 361 field line resonance by MESSENGER magnetometer data⁵⁰. We simply use two populations of
 362 electrons in the simulation: a cold population described by an isotropic Maxwellian distribution and
 363 an energetic population obeying an anisotropic Maxwellian distribution with a loss cone. We set the
 364 initial perpendicular and parallel velocity components (with respect to the background magnetic
 365 field) to $V_{th\perp} = 0.079c$ and $V_{th\parallel} = 0.053c$, where c is the speed of light. We further assume
 366 background immobile ions to neutralize the total plasma electric charge. In the linear wave growth
 367 phase, as the temperature anisotropy of energetic electrons is an important parameter, we assume a
 368 weak temperature anisotropy $A_T = \frac{T_{\perp}}{T_{\parallel}} - 1 = 1.2$, where T_{\perp} and T_{\parallel} are electron temperatures
 369 perpendicular and parallel to the field line. Typical temperature and densities of both cold and
 370 energetic electrons for Mercury are determined from a scaling law between the Earth's plasma sheet
 371 and the solar wind⁴³. The density ratio of energetic to cold electrons is 0.05 and the ratio of plasma
 372 and cyclotron frequencies is 12. We assumed a severe condition using a dense cold component
 373 because the wave growth rate depends on the density ratio of energetic to cold electrons³⁶ and can
 374 take a larger value in a case with a hot and tenuous plasm sheet where the density ratio can be
 375 relatively high.

376

377 **Nonlinear wave growth**

378

The threshold and optimum wave amplitudes are written as⁴²

379
$$\frac{\Omega_{th}}{\Omega_{e0}} = \frac{100\pi^3 \gamma^4 \xi}{\tilde{\omega} \tilde{\omega}_{ph}^4 (\chi \tilde{u}_{\perp 0})^5} \left(\frac{\tilde{a} s_2 \tilde{u}_{\parallel 0}}{Q} \right)^2 \exp\left(\frac{\gamma^2 \tilde{v}_R^2}{\tilde{u}_{\parallel 0}^2} \right)$$

380 and

381
$$\frac{\Omega_{op}}{\Omega_{e0}} = 0.8\pi^{-5/2} \frac{|Q| \tilde{v}_p \tilde{v}_g \tilde{u}_{\perp 0}}{\tau \tilde{\omega} \tilde{u}_{\parallel 0}} \tilde{\omega}_{ph}^2 \left(1 - \frac{\tilde{v}_R}{\tilde{v}_g} \right)^2 \exp\left(-\frac{\gamma^2 \tilde{v}_R^2}{2\tilde{u}_{\parallel 0}^2} \right),$$

382 where the symbol “ \sim ” indicates normalized parameters (i.e., $\tilde{V}_p = V_p/c$, $\tilde{V}_g = V_g/c$, $\tilde{V}_R = V_R/c$,
 383 $\tilde{\omega} = \omega/\Omega_{e0}$, $\tilde{\omega}_{ph} = \omega_{ph}/\Omega_{e0}$, $\tilde{U}_{\perp 0} = U_{\perp 0}/c$, $\tilde{U}_{t\parallel} = U_{t\parallel}/c$, $\tilde{a} = ac^2/\Omega_{e0}^2$),
 384 a is the coefficient of background magnetic field inhomogeneity at the generation region (magnetic
 385 equator),
 386 Q is the depth of an electron hole,
 387 γ is the Lorentz factor,
 388 τ is the ratio of the nonlinear trapping time to the nonlinear transition time,
 389 $\xi^2 = \omega(\Omega_e - \omega)/\omega_{pe}^2$ is a dimensionless parameter,
 390 $\chi^2 = (1 + \xi^2)^{-1}$ is a dimensionless parameter,
 391 ω is the wave frequency,
 392 ω_{pe} is the plasma frequency for background cold electrons,
 393 ω_{ph} is the plasma frequency for energetic electrons,
 394 Ω_e is the electron cyclotron frequency,
 395 V_p is the phase velocity,
 396 V_g is the group velocity,
 397 V_R is the resonance velocity,
 398 $U_{\perp 0}$ is the average perpendicular momentum of energetic electrons, and
 399 $U_{t\parallel}$ is the thermal momentum in the parallel direction. All parameters except for Q and τ are
 400 determined from the initial conditions in the PIC simulations. In Figure 3, the value of Q is
 401 assumed to be 0.5 since this is a typical value.
 402
 403
 404

405 **Data availability**

406 The spacecraft orbit data is available from SPICE data for BepiColombo
 407 <https://www.cosmos.esa.int/web/spice/spice-for-bepicolombo>. The PWI data will be available from
 408 the Center for Heliospheric Science <https://chs.isee.nagoya-u.ac.jp/en/>, or from the corresponding
 409 author upon reasonable request.
 410

411 **Code availability**

412 The PIC simulations are based on the literatures^{36, 42} and the PIC code (KEMPO1) is
 413 available at <http://space.rish.kyoto-u.ac.jp/software/>.
 414
 415

416 **References (<= 50)**

417 1. Baumjohann, W., Blanc, M., Fedorov, A. et al. Current Systems in Planetary Magnetospheres

- 418 and Ionospheres. *Space Science Reviews*, 152, 99–134 (2010).
419 <https://doi.org/10.1007/s11214-010-9629-z>
- 420 2. Tsurutani, B. T., Lakhina, G. S., Sen, A., Hellinger, P., Glassmeier, K.-H. & Mannucci, A. J. A
421 review of Alfvénic turbulence in high-speed solar wind streams: Hints from cometary plasma
422 turbulence. *Journal of Geophysical Research: Space Physics*, 123, 2458– 2492. (2018).
423 <https://doi.org/10.1002/2017JA024203>
- 424 3. Baker, D., Jaynes, A., Hoxie, V. et al. An impenetrable barrier to ultrarelativistic electrons in the
425 Van Allen radiation belts. *Nature*, 515, 531–534 (2014). <https://doi.org/10.1038/nature13956>
- 426 4. Domingue, D.L., Koehn, P.L., Killen, R.M. et al. Mercury’s Atmosphere: A Surface-Bounded
427 Exosphere. *Space Science Reviews*, 131, 161–186 (2007).
428 <https://doi.org/10.1007/s11214-007-9260-9>
- 429 5. Ness, N. F., K. W. Behannon, R. P. Lepping, Y. C. Whang, and K. H. Schatten. Magnetic field
430 observations near Mercury: Preliminary results from Mariner 10, *Science*, 185 (4146), 151–160,
431 (1974). doi:10.1126/science.185.4146.151.
- 432 6. Ogilvie, K. W., Scudder, J. D., Vasyliunas, V. M., Hartle, R. E., & Siscoe, G. L. (1977).
433 Observations at the planet Mercury by the Plasma Electron Experiment: Mariner 10. *Journal of*
434 *Geophysical Research*, 82(13), 1807– 1824. <https://doi.org/10.1029/JA082i013p01807>.
- 435 7. Anderson, B. J. et al. The global magnetic field of mercury from MESSENGER orbital
436 observations. *Science*, 333, 1859 (2011).
- 437 8. Anderson, B. J., Johnson, C. L., and Korth, H. A magnetic disturbance index for Mercury’s
438 magnetic field derived from MESSENGER Magnetometer data, *Geochem. Geophys. Geosyst.*,
439 14, 3875– 3886, (2013). doi:10.1002/ggge.20242
- 440 9. Korth, H., Johnson, C. L., Philpott, L., Tsyganenko, N. A., & Anderson, B. J. A dynamic model
441 of Mercury’s magnetospheric magnetic field. *Geophysical Research Letters*, 44, 10,147– 10,154.
442 (2017). <https://doi.org/10.1002/2017GL074699>
- 443 10. Zhao, JT., Zong, QG., Yue, C. et al. Observational evidence of ring current in the
444 magnetosphere of Mercury. *Nature Communications*, 13, 924 (2022).
445 <https://doi.org/10.1038/s41467-022-28521-3>
- 446 11. Baker, D. N., et al. Intense energetic electron flux enhancements in Mercury’s magnetosphere:
447 An integrated view with high-resolution observations from MESSENGER, *Journal of*
448 *Geophysical Research: Space Physics*, 121, 2171– 2184, (2016). doi:10.1002/2015JA021778.
- 449 12. Ho, G. C., Starr, R. D., Krimigis, S. M., Vandegriff, J. D., Baker, D. N., Gold, R. E., Anderson,
450 B. J., Korth, H., Schriver, D., Jr. McNutt, R. L., et al. MESSENGER observations of
451 suprathermal electrons in Mercury’s magnetosphere, *Geophysical Research Letters*, 43, 550–
452 555, (2016). doi:10.1002/2015GL066850.
- 453 13. Lindsay, S.T., James, M.K., Bunce, E.J., Imber, S.M., Korth, H., Martindale, A., Yeoman, T.K.,

- 454 MESSENGER X-ray observations of magnetosphere–surface interaction on the nightside of
455 Mercury, *Planetary and Space Science*, 125, 72–79, (2016).
456 <https://doi.org/10.1016/j.pss.2016.03.005>.
- 457 14. Lindsay, S. T., Bunce, E. J., Imber, S. M., Martindale, A., Nittler, L. R., & Yeoman, T. K.
458 MESSENGER X-ray observations of electron precipitation on the dayside of Mercury. *Journal*
459 *of Geophysical Research: Space Physics*, 127, e2021JA029675. (2022).
460 <https://doi.org/10.1029/2021JA029675>
- 461 15. Slavin, J.A., Imber, S.M. and Raines, J.M. (2021). A Dungey Cycle in the Life of Mercury's
462 Magnetosphere. In *Magnetospheres in the Solar System* (eds R. Maggiolo, N. André, H.
463 Hasegawa, D.T. Welling, Y. Zhang and L.J. Paxton).
464 <https://doi.org/10.1002/9781119815624.ch34>
- 465 16. Dewey, R. M., Slavin, J. A., Raines, J. M., Baker, D. N., & Lawrence, D. J. (2017). Energetic
466 electron acceleration and injection during dipolarization events in Mercury's magnetotail.
467 *Journal of Geophysical Research: Space Physics*, 122, 12,170– 12,188.
468 <https://doi.org/10.1002/2017JA024617>
- 469 17. Burton, R. K., and Holzer, R. E. The origin and propagation of chorus in the outer
470 magnetosphere, *Journal of Geophysical Research*, 79(7), 1014– 1023, (1974).
471 doi:10.1029/JA079i007p01014.
- 472 18. Tsurutani, B. T., and Smith, E. J. Postmidnight chorus: A substorm phenomenon, *Journal of*
473 *Geophysical Research*, 79(1), 118– 127, (1974). doi:10.1029/JA079i001p00118.
- 474 19. Summers, D., Thorne, R. M., and Xiao, F. Relativistic theory of wave-particle resonant
475 diffusion with application to electron acceleration in the magnetosphere, *Journal of Geophysical*
476 *Research*, 103(A9), 20487– 20500, (1998). doi:10.1029/98JA01740.
- 477 20. Thorne, R., Li, W., Ni, B. et al. Rapid local acceleration of relativistic radiation-belt electrons
478 by magnetospheric chorus. *Nature*, 504, 411–414 (2013). <https://doi.org/10.1038/nature12889>
- 479 21. Horne, R., Thorne, R., Glauert, S. et al. Gyro-resonant electron acceleration at Jupiter. *Nature*
480 *Physics*, 4, 301–304 (2008). <https://doi.org/10.1038/nphys897>
- 481 22. Woodfield, E. E., Glauert, S. A., Menietti, J. D., Averkamp, T. F., Horne, R. B., & Shprits, Y. Y.
482 Rapid electron acceleration in low-density regions of Saturn's radiation belt by whistler mode
483 chorus waves. *Geophysical Research Letters*, 46, 7191– 7198. (2019).
484 <https://doi.org/10.1029/2019GL083071>
- 485 23. Omura, Y., Miyashita, Y., Yoshikawa, M., Summers, D., Hikishima, M., Ebihara, Y., and
486 Kubota, Y. Formation process of relativistic electron flux through interaction with chorus
487 emissions in the Earth's inner magnetosphere, *Journal of Geophysical Research: Space Physics*,
488 120, 9545– 9562, (2015). doi:10.1002/2015JA021563.
- 489 24. Allison, H. J., Shprits, Y. Y., Zhelavskaya, I. S., Wang, D. & Smirnov, A. G. Gyroresonant

- 490 wave-particle interactions with chorus waves during extreme depletions of plasma density in
491 the Van Allen radiation belts, *Science Advances*, 7, (2021). DOI: 10.1126/sciadv.abc0380
- 492 25. Kurth, W. S., and Gurnett, D. A. Plasma waves in planetary magnetospheres, *Journal of*
493 *Geophysical Research*, 96(S01), 18977– 18991, (1991). doi:10.1029/91JA01819.
- 494 26. Milillo, A., Fujimoto, M., Murakami, G. et al. Investigating Mercury’s Environment with the
495 Two-Spacecraft BepiColombo Mission. *Space Science Reviews*, 216, 93 (2020).
496 <https://doi.org/10.1007/s11214-020-00712-8>
- 497 27. Benkhoff, J., Murakami, G., Baumjohann, W. et al. BepiColombo - Mission Overview and
498 Science Goals. *Space Science Reviews*, 217, 90 (2021).
499 <https://doi.org/10.1007/s11214-021-00861-4>
- 500 28. Saito, Y., Delcourt, D., Hirahara, M. et al. Pre-flight Calibration and Near-Earth Commissioning
501 Results of the Mercury Plasma Particle Experiment (MPPE) Onboard MMO (Mio). *Space*
502 *Science Reviews*, 217, 70 (2021). <https://doi.org/10.1007/s11214-021-00839-2>
- 503 29. Kasaba, Y., Kojima, H., Moncuquet, M. et al. Plasma Wave Investigation (PWI) Aboard
504 BepiColombo Mio on the Trip to the First Measurement of Electric Fields, Electromagnetic
505 Waves, and Radio Waves Around Mercury. *Space Science Reviews*, 216, 65 (2020).
506 <https://doi.org/10.1007/s11214-020-00692-9>
- 507 30. Yagitani, S., Ozaki, M., Sahraoui, F. et al. Measurements of Magnetic Field Fluctuations for
508 Plasma Wave Investigation by the Search Coil Magnetometers (SCM) Onboard Bepicolombo
509 Mio (Mercury Magnetospheric Orbiter). *Space Science Reviews*, 216, 111 (2020).
510 <https://doi.org/10.1007/s11214-020-00734-2>
- 511 31. Li, W., Thorne, R. M., Angelopoulos, V., Bortnik, J., Cully, C. M., Ni, B., LeContel, O., Roux,
512 A., Auster, U., and Magnes, W. Global distribution of whistler-mode chorus waves observed on
513 the THEMIS spacecraft, *Geophys. Res. Lett.*, 36, L09104, (2009). doi:10.1029/2009GL037595.
- 514 32. Meredith, N. P., Horne, R. B., Shen, X.-C., Li, W., & Bortnik, J. Global model of whistler mode
515 chorus in the near-equatorial region ($|\lambda_m| < 18^\circ$). *Geophysical Research Letters*, 47,
516 e2020GL087311. (2020). <https://doi.org/10.1029/2020GL087311>
- 517 33. Burtis, W. J. & Helliwell, R. A. Banded chorus—A new type of VLF radiation observed in the
518 magnetosphere by OGO 1 and OGO 3. *Journal of Geophysical Research*, 74, 3002–3010
519 (1969).
- 520 34. Yagitani, S., Habagishi, T., and Omura, Y. Geotail observation of upper band and lower band
521 chorus elements in the outer magnetosphere, *Journal of Geophysical Research: Space Physics*,
522 119, 4694– 4705, (2014). doi:10.1002/2013JA019678.
- 523 35. Li, J., Bortnik, J., An, X. et al. Origin of two-band chorus in the radiation belt of Earth. *Nature*
524 *Communications*, 10, 4672 (2019). <https://doi.org/10.1038/s41467-019-12561-3>
- 525 36. Hikishima, M., Yagitani, S., Omura, Y., and Nagano, I. Full particle simulation of

- 526 whistler-mode rising chorus emissions in the magnetosphere, *Journal of Geophysical Research*,
527 114, A01203, (2009). doi:10.1029/2008JA013625.
- 528 37. Ebihara, Y., Ikeda, T., Omura, Y., Tanaka, T., & Fok, M.-C. Nonlinear wave growth analysis of
529 whistler-mode chorus generation regions based on coupled MHD and advection simulation of
530 the inner magnetosphere. *Journal of Geophysical Research: Space Physics*, 125,
531 e2019JA026951. (2020). <https://doi.org/10.1029/2019JA026951>
- 532 38. Katoh, Y., and Omura, Y. Effect of the background magnetic field inhomogeneity on generation
533 processes of whistler-mode chorus and broadband hiss-like emissions, *Journal of Geophysical*
534 *Research: Space Physics*, 118, 4189– 4198, (2013). doi:10.1002/jgra.50395.
- 535 39. Wu, Y., Tao, X., Zonca, F., Chen, L., & Wang, S. Controlling the chirping of chorus waves via
536 magnetic field inhomogeneity. *Geophysical Research Letters*, 47, e2020GL087791. (2020).
537 <https://doi.org/10.1029/2020GL087791>
- 538 40. Schriver, D., et al. Quasi-trapped ion and electron populations at Mercury, *Geophysical*
539 *Research Letters*, 38, L23103, (2011). doi:10.1029/2011GL049629.
- 540 41. Walsh, B. M., Ryou, A. S., Sibeck, D. G., and Alexeev, I. I. Energetic particle dynamics in
541 Mercury's magnetosphere, *Journal of Geophysical Research: Space Physics*, 118, 1992– 1999,
542 (2013). doi:10.1002/jgra.50266.
- 543 42. Omura, Y. Nonlinear wave growth theory of whistler-mode chorus and hiss emissions in the
544 magnetosphere. *Earth Planets Space*, 73, 95 (2021).
545 <https://doi.org/10.1186/s40623-021-01380-w>
- 546 43. Mukai, T., Ogasawara, K., & Saito, Y., An empirical model of the plasma environment around
547 Mercury, *Advances in Space Research*, 33(12), 2166-2171, (2004).
548 [https://doi.org/10.1016/S0273-1177\(03\)00443-5](https://doi.org/10.1016/S0273-1177(03)00443-5).
- 549 44. Kennel, C. F., and Petschek, H. E. Limit on stably trapped particle fluxes, *Journal of*
550 *Geophysical Research*, 71(1), 1– 28, (1966). doi:10.1029/JZ071i001p00001.
- 551 45. Omura, Y., One-dimensional electromagnetic particle code: KEMPO1, in *Advanced Methods*
552 *for Space Simulations*, edited by H. Usui and Y. Omura, pp. 1 – 21, (2007). Terra Sci., Tokyo.
- 553 46. McCollough, J. P., Elkington, S. R., and Baker, D. N. The role of Shabansky orbits in
554 compression-related electromagnetic ion cyclotron wave growth, *Journal of Geophysical*
555 *Research*, 117, A01208, (2012). doi:10.1029/2011JA016948.
- 556 47. Ozaki, M., Miyoshi, Y., Shiokawa, K. et al. Visualization of rapid electron precipitation via
557 chorus element wave–particle interactions. *Nature Communications* 10, 257 (2019).
558 <https://doi.org/10.1038/s41467-018-07996-z>
- 559 48. Hsieh, Y.-K., Omura, Y., & Kubota, Y. Energetic electron precipitation induced by oblique
560 whistler mode chorus emissions. *Journal of Geophysical Research: Space Physics*, 127,
561 e2021JA029583. (2022). <https://doi.org/10.1029/2021JA029583>

- 562 49. Ozaki, M., Yagitani, S., Kasahara, Y. et al. Magnetic Search Coil (MSC) of Plasma Wave
563 Experiment (PWE) aboard the Arase (ERG) satellite. *Earth Planets Space* 70, 76 (2018).
564 <https://doi.org/10.1186/s40623-018-0837-1>
- 565 50. James, M. K., Imber, S. M., Yeoman, T. K., & Bunce, E. J. Field line resonance in the Hermean
566 magnetosphere: Structure and implications for plasma distribution. *Journal of Geophysical*
567 *Research: Space Physics*, 124, 211– 228. (2019). <https://doi.org/10.1029/2018JA025920>

568
569

570 **Acknowledgements**

571 The authors would like to express their sincere thanks to all the Mio and BepiColombo
572 project members for their careful contributions to the projects' operations. The Japanese authors
573 express their deep appreciation to Dr. Hiroshi Matsumoto, Dr. Isamu Nagano, Dr. Hirotsugu Kojima,
574 and Dr. Hajime Hayakawa for their valuable comments during the development of the PWI. The
575 present study was supported in part by the JSPS, KAKENHI grant JP20H02162. This paper is based
576 on observations obtained with BepiColombo, a joint ESA - JAXA science mission with instruments
577 and contributions directly funded by ESA Member States and JAXA.

578

579 **Author contributions**

580 M.O. developed the scientific content of the study, analyzed the search coil data,
581 numerically computed the chorus waves modeled in Mercury's environment, wrote this manuscript,
582 produced the figures, and contributed to the development of the LF-SC of the PWI. S.Y. led the
583 development of the LF-SC of the PWI and contributed to the PWI data analysis. Y.Kasaba is the
584 principal investigator of the PWI and led the PWI observations during the flybys. Y.Kasahara and
585 S.M. contributed to the PWI data production and analysis. Y.O. and M.H. contributed to the PIC
586 simulations, the numerical analysis based on the nonlinear wave growth theory, and its interpretation.
587 S.K is a member of BepiColombo young scientist group and contributed to the PWI data analysis.
588 F.S., L.M., and G.C. contributed to the evaluation of the DBSC data, its interpretation, and editing of
589 the manuscript. S.N. led the electromagnetic compatibility assessments of the Mio spacecraft and
590 contributed to the improvement of the PWI data by removing spacecraft noise. G.M. is the project
591 scientist and contributed to the Mercury flyby operations. All the authors provided feedback on the
592 manuscript.

593

594 **Competing interests**

595 The authors declare no competing interests.

596