



**HAL**  
open science

## Aza-Prins Cyclization on Ketones to Access Piperidines with Tetrasubstituted Carbon Stereocenters

Alexandre Bergounioux, Romane Lhotellier, Thierry Roisnel, Nicolas Gouault, Gilles Argouarch, Claudia Lalli

► **To cite this version:**

Alexandre Bergounioux, Romane Lhotellier, Thierry Roisnel, Nicolas Gouault, Gilles Argouarch, et al.. Aza-Prins Cyclization on Ketones to Access Piperidines with Tetrasubstituted Carbon Stereocenters. *Advanced Synthesis and Catalysis*, In press, 10.1002/adsc.202301116 . hal-04357455

**HAL Id: hal-04357455**

**<https://hal.science/hal-04357455>**

Submitted on 21 Dec 2023

**HAL** is a multi-disciplinary open access archive for the deposit and dissemination of scientific research documents, whether they are published or not. The documents may come from teaching and research institutions in France or abroad, or from public or private research centers.

L'archive ouverte pluridisciplinaire **HAL**, est destinée au dépôt et à la diffusion de documents scientifiques de niveau recherche, publiés ou non, émanant des établissements d'enseignement et de recherche français ou étrangers, des laboratoires publics ou privés.

# Aza-Prins Cyclization on Ketones to Access Piperidines with Tetrasubstituted Carbon Stereocenters

Alexandre Bergounioux,<sup>a</sup> Romane Lhotellier,<sup>a</sup> Thierry Roisnel,<sup>a</sup> Nicolas Gouault,<sup>a</sup> Gilles Argouarch,<sup>a,\*</sup> and Claudia Lalli<sup>a,\*</sup>

<sup>a</sup> Univ Rennes, CNRS, ISCR – UMR 6226, F-35000 Rennes, France  
[gilles.argouarch@univ-rennes.fr](mailto:gilles.argouarch@univ-rennes.fr) [claudia.lalli@univ-rennes.fr](mailto:claudia.lalli@univ-rennes.fr)

Received: ((will be filled in by the editorial staff))



Supporting information for this article is available on the WWW under <http://dx.doi.org/10.1002/adsc.201#####>. ((Please delete if not appropriate))

**Abstract:** The aza-Prins cyclization in presence of a variety of aliphatic, aromatic, and heterocyclic ketones is disclosed. The developed method allows an access to diverse C-2 functionalized piperidines, bearing a tetrasubstituted or spiranic carbon stereocenter, in a range of 30 to 87% yields. When diastereomers were formed, the *trans* isomer was identified as the major product.

**Keywords:** Aza-Prins; Ketones; 2-Spiropiperidines; tetrasubstituted stereocenter; Titanium

The modern Prins cyclization involves simple starting materials such as a homoallylic alcohol or amine and an aldehyde, to provide tetrahydropyrans or piperidines in only one step with the concomitant carbon-carbon and carbon-heteroatom bond formation. While the Prins cyclization is very well documented,<sup>[1]</sup> its nitrogen-based version is significantly less developed,<sup>[2]</sup> although the piperidine ring is more widespread than tetrahydropyrans in natural products and drugs.<sup>[3]</sup> Despite the great potential of aza-Prins cyclization for the synthesis of natural and/or bioactive compounds, particular attention has been paid solely to the diversification of the homoallylic amines. In particular, aza-silyl Prins reactions<sup>[4]</sup> have been developed to obtain 3,4-dehydropiperidines with loss of the silicon group, alkynyl aza-Prins annulations<sup>[5]</sup> have provided similar compounds with a nucleophile in position C-4, and finally cascade aza-Prins reactions<sup>[6]</sup> have been reported for the formation of fused bi- and tricyclic systems. Concerning the carbonyl partner, apart from aldehydes, only two examples have been published to date: one with a very narrow range of ketones<sup>[7]</sup> and the other limited to 1,2-dicarbonyl substrates,<sup>[8]</sup> both leading to the synthesis of piperidines containing a tetrasubstituted carbon stereocenter in position 2.

To the best of our knowledge, an effective aza-Prins cyclization with non-activated ketones has not been reported so far. In continuation with our interest

in Prins processes,<sup>[9]</sup> we disclose here the first aza-Prins cyclization with aliphatic, aromatic, and heterocyclic ketones. Noteworthy, the present method competes well with other accesses to 2-spiranic piperidines.<sup>[10]</sup>

We have already reported the effectiveness of a synergistic combination of Lewis and Brønsted acids in the aza-Prins cyclization between secondary alkyl homoallylic amines and aldehydes.<sup>[11]</sup> Therefore, we first investigated the reactivity between *N*-benzyl homoallylamine **1** and cyclohexanone (**2a**) in the presence of 1 equiv. of TiCl<sub>4</sub> and 0.1 equiv. of *p*-TsOH·H<sub>2</sub>O in DCM at 60 °C in a sealed Schlenk tube for 24 h (Table 1, entry 1). Unfortunately, a disappointing lack of reactivity has been observed. We next investigated the effect of the Brønsted and Lewis acids alone (Table 1, entries 2 and 3 respectively), and only 9% conversion of the desired 2-spiropiperidine **3a** could be observed in the presence of 1 equiv. of TiCl<sub>4</sub> by <sup>1</sup>H-NMR analysis of the crude reaction mixture. Encouraged by this result, we decided to explore the effect of different additives such as molecular sieves, water and also PPh<sub>3</sub> (Table 1, entries 4-6) without further improvements. Gratifyingly, the use of 1 and then of 2 equiv. of triethylamine (TEA) (Table 1, entries 7 and 8) led to respectively 25% and 52% conversion into the desired product. This last result prompted us to examine diamines, in particular *N,N,N',N'*-tetramethylethylenediamine (TMEDA), *N,N,N',N'*-tetraethylethylenediamine (TEEDA), 1,4-diazabicyclo[2,2,2]octane (DABCO), and 1,2-dipiperidinyethane. As depicted in entries 9-12 in Table 1, TEEDA was found to be superior, leading to 2-spiropiperidine **3a** in 61% conversion, and was retained as the additive of choice for the rest of this study. In order to further improve the reactivity, the reaction was next performed in 1,2-DCE at 80 °C and indeed the analysis of the crude mixture showed 75% conversion (Table 1, entry 13). Increasing again the temperature to 100 °C proved detrimental to the reaction as by-products arising from the self-condensation/enolization of ketone **2a** became too

abundant. Finally, the stepwise addition of an excess of ketone during the reaction, i.e. 1.5 equiv. at the start followed by 0.5 equiv. after 8 hours, allowed us to obtain **3a** in 90% conversion (Table 1, entry 14).

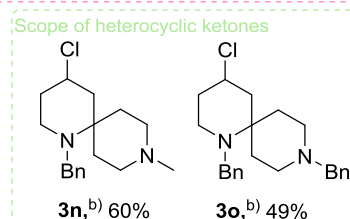
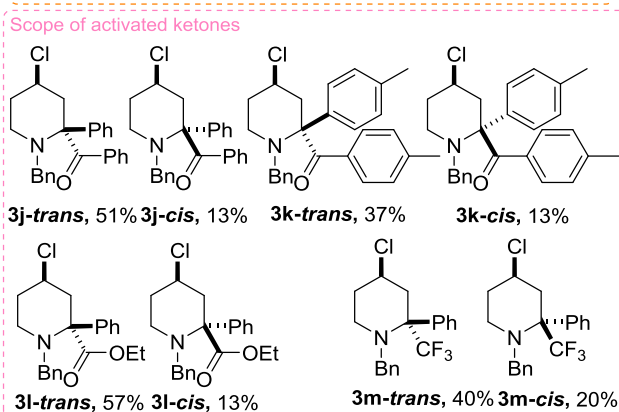
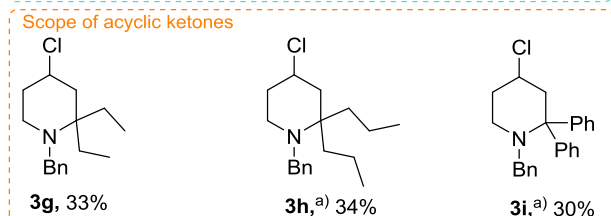
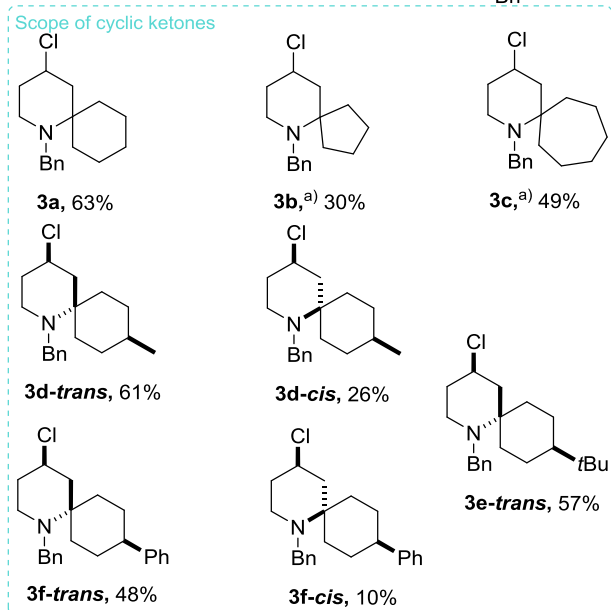
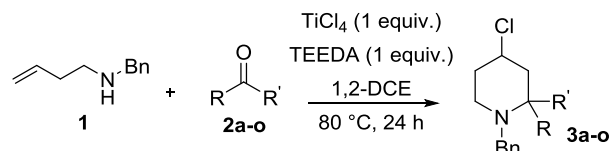
**Table 1.** Optimization of the reaction conditions between *N*-benzyl homoallylamine **1** and cyclohexanone (**2a**).

Entry <sup>a)</sup>	Additive (equiv.)	Solvent	T (°C)	Conv. (%) <sup>b)</sup>
1	<i>p</i> -TsOH·H <sub>2</sub> O (0.1)	DCM	60	0
2 <sup>c)</sup>	<i>p</i> -TsOH·H <sub>2</sub> O (1)	DCM	60	0
3	none	DCM	60	9
4	MS (3Å)	DCM	60	0
5	H <sub>2</sub> O (1)	DCM	60	0
6	PPh <sub>3</sub> (1)	DCM	60	0
7	TEA (1)	DCM	60	25
8	TEA (2)	DCM	60	52
9	TMEDA (1)	DCM	60	58
10	TEEDA (1)	DCM	60	61
11	DABCO (1)	DCM	60	43
12	1,2-dipiperidinyl ethane (1)	DCM	60	55
13	TEEDA (1)	1,2-DCE	80	75
14 <sup>d)</sup>	TEEDA (1)	1,2-DCE	80	90

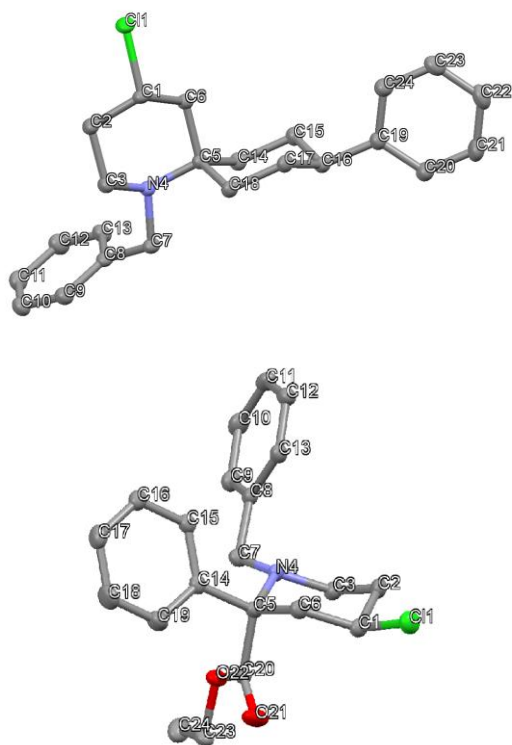
<sup>a)</sup> Unless otherwise noted, reactions were performed with homoallylamine **1** (1 mmol, 1 equiv.), **2a** (1 mmol, 1 equiv.), and TiCl<sub>4</sub> (1 mmol, 1 equiv.) in a sealed Schlenk tube for 24 h. <sup>b)</sup> Conversions were calculated by <sup>1</sup>H-NMR analysis of the crude reaction mixtures. <sup>c)</sup> Reaction was performed without TiCl<sub>4</sub>. <sup>d)</sup> Reaction was performed with 1.5 + 0.5 equiv. of **2a**.

Under the above optimized conditions, compound **3a** was isolated in 63% yield and the scope of the reaction was first evaluated on various other cyclic ketones (Scheme 1). Cyclopentanone (**2b**) and cycloheptanone (**2c**) gave satisfactory results albeit both reaction needed to be carried out at 100 °C, and products **3b** and **3c** were isolated in 30% and 49% yields, respectively. Next, a series of cyclohexanone derivatives substituted at the C-4 position **2d-f** were screened, and regardless the presence of an alkyl or aryl group in this position, these substrates readily participated in the reaction leading to **3d**, **3e**, and **3f** in 87%, 57%, and 58% yields, respectively. It has to be stressed that cyclanic isomerism has been observed for this series of 2-spiropiperidines and that the formation of the most stable *trans* isomer is favoured, if not exclusive, as in

the case of **3e** possessing the bulky *t*-Bu group. When present, the two isomers are separable by column chromatography on silica gel and the relative stereochemistry of **3f-trans** has been unambiguously confirmed by single crystal X-ray analysis, as shown in Figure 1.<sup>[12]</sup>



**Scheme 1.** Scope of the aza-Prins cyclization. Reaction conditions: **1** (1 mmol), **2** (1.5 + 0.5 equiv.), TiCl<sub>4</sub> (1 equiv.), TEEDA (1 equiv.) in 1,2-DCE at 80 °C in a sealed Schlenk tube for 24 h. Yields were determined after purification by column chromatography on silica gel (General procedure A). <sup>a)</sup> Reactions performed with **2** (1.5 + 1.5 equiv.) at 100 °C (General procedure B). <sup>b)</sup> Reactions performed without TEEDA (General procedure C).



**Figure 1.** ORTEP representations of **3f-trans** (top) and **3l-trans** (bottom) at 50% thermal ellipsoids. Hydrogen atoms are omitted for clarity.

The aza-Prins cyclization was then applied to more challenging acyclic substrates. In the presence of 3-pentanone (**2g**), 4-heptanone (**2h**), and benzophenone (**2i**), we were pleased to observe the formation of compounds **3g-i**. Given the difficulty of constructing tetrasubstituted carbon stereocenters from acyclic systems due to their inherent conformational mobility,<sup>[13]</sup> the yields obtained here, ranging from 30% to 34%, are still acceptable.

Encouraged by those results, we next examined the reaction between *N*-benzyl homoallylamine **1** and various activated (di)ketones. We were satisfied to conclude that this panel efficiently underwent aza-Prins cyclization with a very marked diastereoselectivity in favour of the *trans* isomer. As depicted in Scheme 1, benzil (**2j**) and its analog 4,4'-dimethylbenzil (**2k**) gave separable mixtures of diastereomers **3j** and **3k** with overall yields of 64% and 50%, respectively. The use of keto-ester **2l** allowed to recover **3l-trans** and **3l-cis** in 70% yield, whereas trifluoromethylated ketone **2m** gave

piperidines **3m-trans** and **3m-cis** in 60% overall yield. Moreover, single crystal X-ray analysis of **3l-trans** allowed to establish the relative stereochemistry of the two stereogenic centers that were formed during the reaction (Figure 1).<sup>[12]</sup>

Finally, we looked at the reactivity of *N*-heterocyclic ketones. Piperidones in particular were considered because their reaction could provide an access to spiro-fused dipiperidines, a class of compounds with strong biological activities.<sup>[14]</sup> Therefore, the aza-Prins cyclization between **1** and 1-methyl-4-piperidone (**2n**) was attempted under the optimized conditions but led to a loss of the reactivity. It was assumed that, if TEEDA is required to carry out the reaction, the combination of this additive and a nitrogen-containing substrate could deactivate the titanium active species. Indeed, without adding TEEDA to the reaction medium, the reactivity was recovered and product **3n** was isolated in 60% yield (Scheme 1). This trend could be extended to 1-benzyl-4-piperidone (**2o**), leading to the corresponding dipiperidine **3o** in 49% yield.

In summary, we have developed a titanium-TEEDA promoted aza-Prins cyclization of aliphatic, aromatic, and heterocyclic ketones. Our methodology provides an access to piperidines bearing tetrasubstituted or even spiranic carbon centers at the C-2 position, which are common naturally occurring scaffolds. The reaction proceeds diastereoselectively in favour of the *trans* isomer, both when non-symmetric substrates are used and when cyclanic isomerism is present. Further applications and substrate variations are in progress in our laboratory.

## Experimental Section

### General procedure A

To a solution of *N*-benzyl homoallylamine **1** (163 mL, 1 mmol) and the ketone (1.5 mmol) in dry 1,2-DCE (10 mL) was added TEEDA (213 mL, 1 mmol). The mixture was stirred for 10 min and a solution of TiCl<sub>4</sub> (1 mL, 1.0 M in DCM, 1 mmol) was added dropwise. The solution was stirred at 80 °C for 8 hours. After cooling to room temperature, the ketone (0.5 mmol) was again added to the mixture and the solution was further stirred at 80 °C overnight. After cooling to room temperature, the reaction was quenched with sat. NaHCO<sub>3</sub> (15 mL) and filtered on a Buchner funnel (1 layer of filter paper). The product was extracted with DCM (2 x 20 mL), the combined organic phases were washed with water (1 x 20 mL), dried over anhydrous MgSO<sub>4</sub>, and evaporated to dryness. The residue was purified by column chromatography on silica gel.

### General procedure B

To a solution of *N*-benzyl homoallylamine **1** (163 mL, 1 mmol) and the ketone (1.5 mmol) in dry 1,2-DCE (10 mL) was added TEEDA (213 mL, 1 mmol). The mixture was stirred for 10 min and a solution of TiCl<sub>4</sub> (1 mL, 1.0 M in DCM, 1 mmol) was added dropwise. The solution was stirred at 100 °C for 8 hours. After cooling to room temperature, the ketone (1.5 mmol) was again added to the mixture and the solution was further stirred at 100 °C overnight. After cooling to room temperature, the reaction was quenched with sat. NaHCO<sub>3</sub> (15 mL) and filtered on a Buchner funnel (1 layer of filter paper). The product was extracted with DCM (2 x 20 mL), the combined organic

phases were washed with water (1 x 20 mL), dried over anhydrous MgSO<sub>4</sub>, and evaporated to dryness. The residue was purified by column chromatography on silica gel.

### General procedure C

A solution of *N*-benzyl homoallylamine **1** (163 mL, 1 mmol) and the ketone (1.5 mmol) in dry 1,2-DCE (10 mL) was stirred for 10 min before adding a solution of TiCl<sub>4</sub> (1 mL, 1.0 M in DCM, 1 mmol) dropwise. The solution was stirred at 80 °C for 8 hours. After cooling to room temperature, the ketone (0.5 mmol) was again added to the mixture and the solution was further stirred at 80 °C overnight. After cooling to room temperature, the reaction was quenched with sat. NaHCO<sub>3</sub> (15 mL) and filtered on a Buchner funnel (1 layer of filter paper). The product was extracted with DCM (2 x 20 mL), the combined organic phases were washed with water (1 x 20 mL), dried over anhydrous MgSO<sub>4</sub>, and evaporated to dryness. The residue was purified by column chromatography on silica gel.

### Acknowledgements

The authors thank Université de Rennes and CNRS for financial support. The CRMPO of the Institut des Sciences Chimiques de Rennes for mass measurement, the Centre de Diffraction X for X-ray analyses and FEDER funds for acquisition of single-crystal equipment are gratefully acknowledged. Part of this work has been performed using the PRISM core facility (Biogenouest@UMS Biosit, Université de Rennes 35000 RENNES, FRANCE). Finally, Solenn Ferron is acknowledged for running <sup>19</sup>F NMR experiments.

### References

- [1] For recent reviews see: a) B. V. Subba Reddy, P. N. Nair, A. Antony, N. Srivastava, *Eur. J. Org. Chem.* **2017**, 5484-5496; b) P. Padmaja, P. Narayana Reddy, B. V. Subba Reddy, *Org. Biomol. Chem.* **2020**, *18*, 7514-7532; c) A. Budakoti, P. K. Mondal, P. Verma, J. Khamrai, *Beilstein J. Org. Chem.* **2021**, *17*, 932-963; d) E. Reyes, L. Prieto, U. Uria, L. Carrillo, J. L. Vicario, *ACS Omega* **2022**, *7*, 31621-31627; e) A. K. Saikia, *Synlett* **2023**, *34*, 507-534.
- [2] B. V. Subba Reddy, P. N. Nair, A. Antony, C. Lalli, R. Grée, *Eur. J. Org. Chem.* **2017**, 1805-1819.
- [3] N. Kandepedu, I. Abrunhosa-Thomasa, Y. Troin, *Org. Chem. Front.* **2017**, *4*, 1655-1704.
- [4] a) C. Díez-Poza, A. Barbero, *Eur. J. Org. Chem.* **2017**, 4651-4665; b) C. Díez-Poza, H. Barbero, A. Díez-Varga, A. Barbero in *Progress in heterocyclic chemistry, Vol. 30* (Eds.: G. W. Gribble, J. A. Joule), Elsevier, **2018**, pp. 13-41.
- [5] S. Abdul-Rashed, C. Holt, A. J. Frontier, *Synthesis* **2020**, *52*, 1991-2007.
- [6] L. Cuprova, A. P. Dobbs in *Advances in heterocyclic chemistry, Vol. 130* (Eds.: E. F. V. Scriven, C. A. Ramsden), Academic Press, **2020**, pp. 251-278.
- [7] G.-Q. Liu, B. Cui, R. Xu, Y.-M. Li, *J. Org. Chem.* **2016**, *81*, 5144-5161.
- [8] S. Saito, T. Katamura, R. Tsukazaki, A. Fujisawa, Y. Yoshigoe, Y. Mutoh, *J. Org. Chem.* **2021**, *86*, 16425-16433.
- [9] a) C. Lalli, P. van de Weghe, *Chem. Commun.* **2014**, *50*, 7495-7498; b) V. Sateyyanaidu, R. Chandrashekhar, B. V. Subba Reddy, C. Lalli, *Eur. J. Org. Chem.* **2021**, 138-145.
- [10] For recent examples of 2-spiropiperidines syntheses see: a) Z. Wang, N. Spiccia, C. Gartshore, J. Illesinghe, W. Jackson, A. Robinson, *Synthesis* **2013**, *45*, 3118-3124; b) M. A. Perry, R. R. Hill, S. D. Rychnovsky, *Org. Lett.* **2013**, *15*, 2226-2229; c) Y. Wu, H. Liu, L. Zhang, Z. Sun, Y. Xiao, J. Huang, M. Wang, H. Guo, *RSC Adv.* **2016**, *6*, 73547-73550; d) M. U. Luescher, J. W. Bode, *Org. Lett.* **2016**, *18*, 2652-2655; e) S. D. Griggs, N. Thompson, D. T. Tape, M. Fabre, P. A. Clarke, *Chem. Eur. J.* **2017**, *23*, 9262-9265; f) R. Saruengkhanphasit, D. Collier, I. Coldham, *J. Org. Chem.* **2017**, *82*, 6489-6496; g) S. D. Griggs, D. T. Tape, P. A. Clarke, *Org. Biomol. Chem.* **2018**, *16*, 6620-6633; h) S. D. Griggs, N. Thompson, D. T. Tape, M. Fabre, P. A. Clarke, *Org. Biomol. Chem.* **2018**, *16*, 6663-6674; i) W. C. Jang, M. Jung, H. M. Ko, *Org. Lett.* **2021**, *23*, 1510-1515; j) J. J. Hernandez, A. J. McQueen, S. D. Griggs, *Tetrahedron Lett.* **2021**, *65*, 152752-152755; l) N. Gantasala, C. Fournet, M. Le Roch, C. Lalli, S. Pabbaraja, N. Gouault, *Org. Biomol. Chem.* **2023**, *21*, 5245-5253.
- [11] V. Durel, C. Lalli, T. Roisnel, P. van de Weghe, *J. Org. Chem.* **2016**, *81*, 849-859.
- [12] CCDC-2298228 and CCDC-2298227 contain the supplementary crystallographic data for **3f-trans** and **3l-trans** respectively for this paper. These data can be obtained free of charge from The Cambridge Crystallographic Data Centre via [www.ccdc.cam.ac.uk/structures](http://www.ccdc.cam.ac.uk/structures).
- [13] a) I. Marek, G. Sklute, *Chem. Commun.* **2007**, 1683-1691; b) J. P. Das, I. Marek, *Chem. Commun.* **2011**, *47*, 4593-4623; c) I. Marek, Y. Minko, M. Pasco, T. Mejuch, N. Gilboa, H. Chechik, J. P. Das, *J. Am. Chem. Soc.* **2014**, *136*, 2682-2694; d) Z.-X. Wang, B.-J. Li, *J. Am. Chem. Soc.* **2019**, *141*, 9312-9320.
- [14] a) V. Gracias, A. F. Gasielki, J. D. Moore, I. Akritopoulou-Zanze, S. W. Djuric, *Tetrahedron Lett.* **2006**, *47*, 8977-8980; b) H. Zou, X. Che, G. Bao, N. Wang, L. Peng, K. D. Barnash, S. V. Frye, L. I. James, X. Bai, *Bioorg. Med. Chem. Lett.* **2016**, *26*, 4436-4440; c) D. Blanco-Ania, R. Heus, F. P. J. T. Rutjes, *Chem. Heterocycl. Comp.* **2017**, *53*, 827-845.

Aza-Prins Cyclization on Ketones to Access Piperidines with Tetrasubstituted Carbon Stereocenters

*Adv. Synth. Catal.* **Year**, *Volume*, Page – Page

Alexandre Bergounioux,<sup>a</sup> Romane Lhotellier,<sup>a</sup>  
Thierry Roisnel,<sup>a</sup> Nicolas Gouault,<sup>a</sup> Gilles  
Argouarch,<sup>a,\*</sup> and Claudia Lalli<sup>a,\*</sup>

