



HAL
open science

Liposomal formulation of docetaxel: biodistribution and immunomodulatory benefit in HER2 breast cancer treatment

Mathilde Dacos, Erwann Diroff, Sarah Giacometti, Loic Osanno, Joseph Ciccolini, Raphaëlle Fanciullino

► To cite this version:

Mathilde Dacos, Erwann Diroff, Sarah Giacometti, Loic Osanno, Joseph Ciccolini, et al.. Liposomal formulation of docetaxel: biodistribution and immunomodulatory benefit in HER2 breast cancer treatment. SFNano 2023 Annual Meeting, Dec 2023, Montpellier, France. hal-04356233

HAL Id: hal-04356233

<https://hal.science/hal-04356233>

Submitted on 20 Dec 2023

HAL is a multi-disciplinary open access archive for the deposit and dissemination of scientific research documents, whether they are published or not. The documents may come from teaching and research institutions in France or abroad, or from public or private research centers.

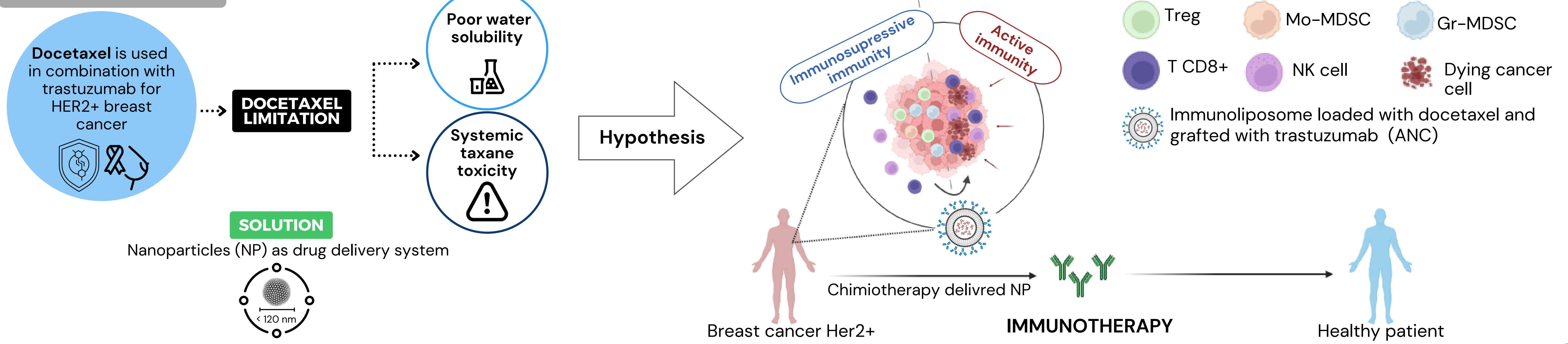
L'archive ouverte pluridisciplinaire **HAL**, est destinée au dépôt et à la diffusion de documents scientifiques de niveau recherche, publiés ou non, émanant des établissements d'enseignement et de recherche français ou étrangers, des laboratoires publics ou privés.

Liposomal formulation of docetaxel: biodistribution and immunomodulatory benefit in HER2 breast cancer treatment

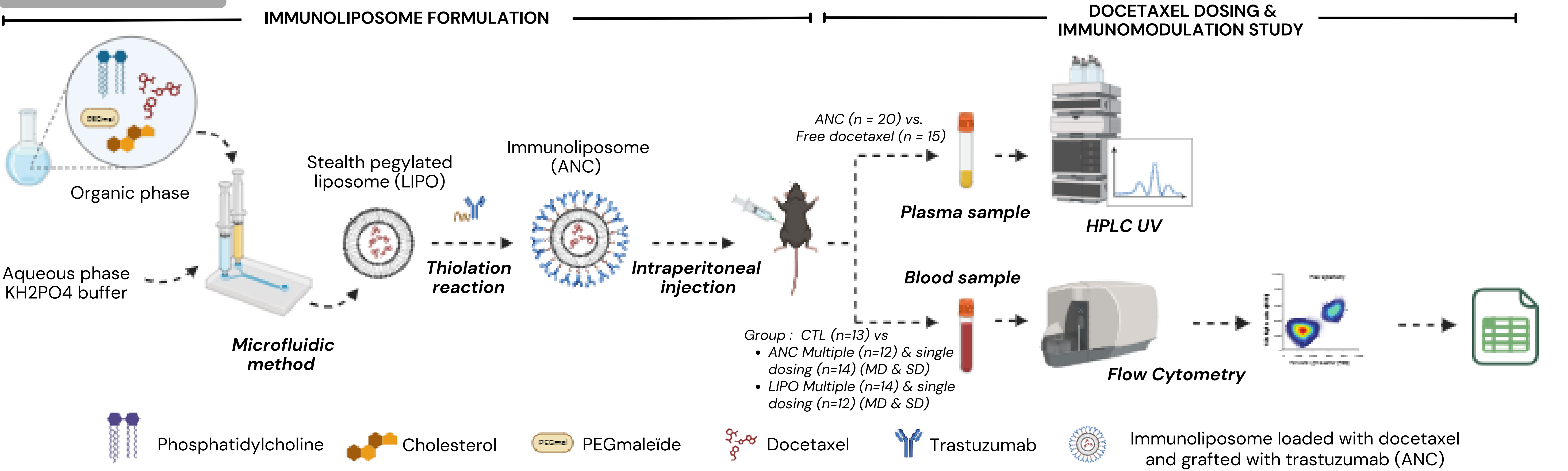
M.Dacos^{1,2}, E.Diroff¹, S.Giacometti¹, L.Osanno^{1,2}, J.Ciccolini^{1,2}, R. Fanciullino^{1,2}

¹ SMARTc, COMPO, CRCM INRIA Sophia Antipolis & Inserm U1068, Marseille ; ² Assitance Publique des Hôpitaux de Marseille, Marseille

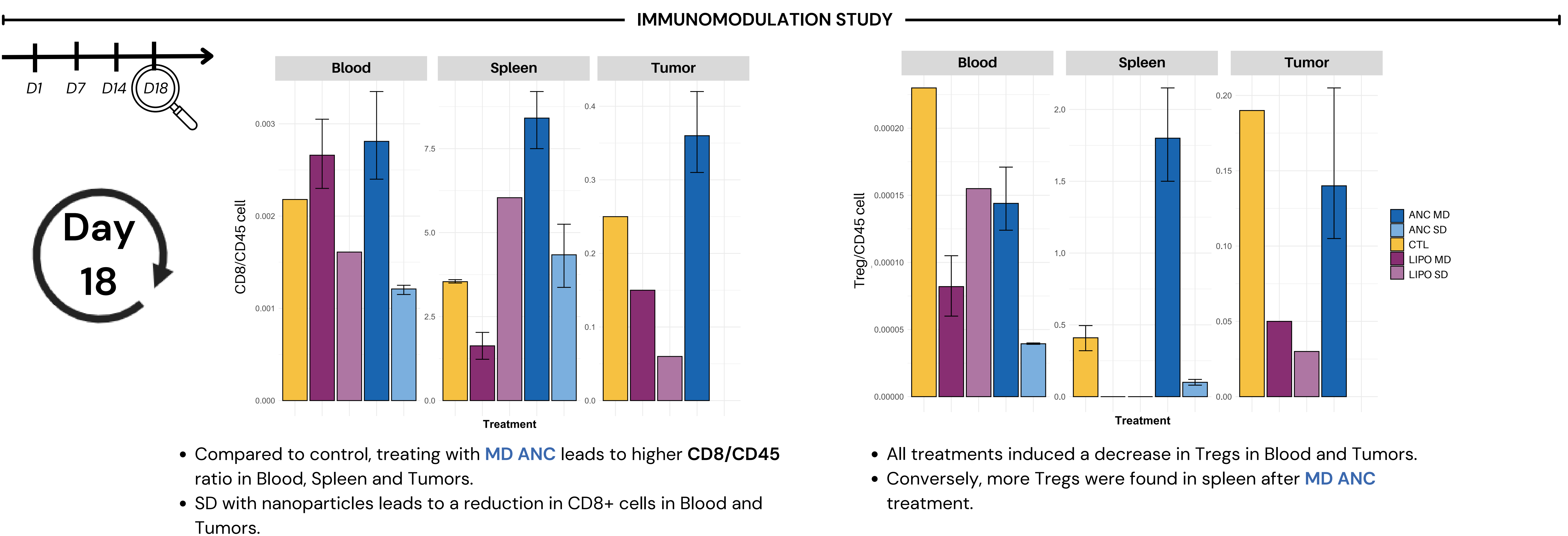
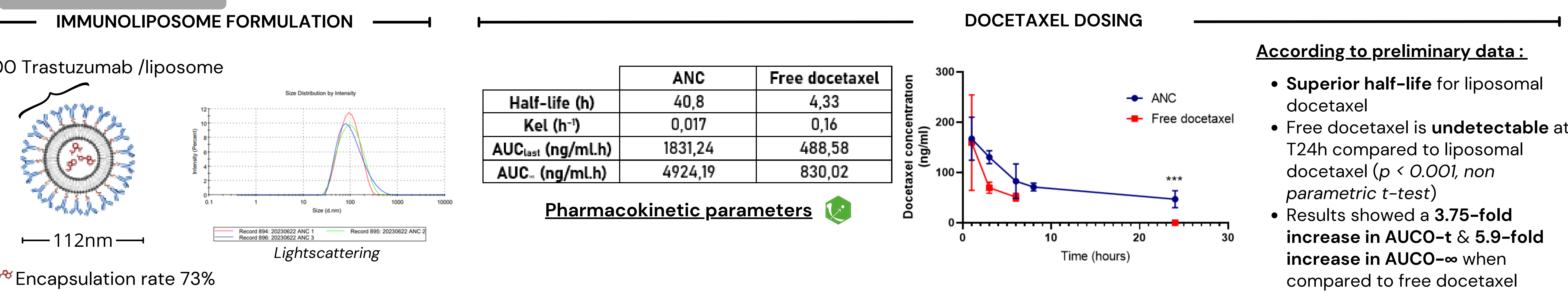
Background



Material & Method



Results



Conclusion

- Liposomal docetaxel showed higher values of AUC compared to non-liposomal docetaxel due to the liposomal encapsulation
- These preliminary results suggest the development of a promising immunoliposome for:
 - Systemic administration of docetaxel in HER2+ breast cancer with optimal pharmacokinetics.
 - Reshaping tumor immunity

Discussion

- Small size of the groups prevented statistical tests to be ran
- After two-weeks of treatment, MD ANC showed immunomodulating optimal features (i.e., higher CD8+ cells and reduction in Tregs).
- Single Dosing is not sufficient to trigger increase in CD8+ cells in tumors
- Sequencing treatments with immunotherapy (i.e., 2-week delay after nanoparticles) could be the best strategy to achieve synergism.