



HAL
open science

Cost-effectiveness of broadly neutralizing antibodies for infant HIV prophylaxis in settings with high HIV burdens: a simulation modeling study

Christopher Alba, Shelly Malhotra, Stephanie Horsfall, Matthew E Barnhart, Adrie Bekker, Katerina Chapman, Coleen K Cunningham, Patricia E Fast, Genevieve G Fouda, Kenneth A Freedberg, et al.

► To cite this version:

Christopher Alba, Shelly Malhotra, Stephanie Horsfall, Matthew E Barnhart, Adrie Bekker, et al.. Cost-effectiveness of broadly neutralizing antibodies for infant HIV prophylaxis in settings with high HIV burdens: a simulation modeling study. *BMC Primary Care*, 2023, 23 (1), pp.1071. 10.1101/2023.11.06.23298184 . hal-04352855

HAL Id: hal-04352855

<https://hal.science/hal-04352855>

Submitted on 19 Dec 2023

HAL is a multi-disciplinary open access archive for the deposit and dissemination of scientific research documents, whether they are published or not. The documents may come from teaching and research institutions in France or abroad, or from public or private research centers.

L'archive ouverte pluridisciplinaire **HAL**, est destinée au dépôt et à la diffusion de documents scientifiques de niveau recherche, publiés ou non, émanant des établissements d'enseignement et de recherche français ou étrangers, des laboratoires publics ou privés.

Cost-effectiveness of broadly neutralizing antibodies for infant HIV prophylaxis in settings with high HIV burdens: a simulation modeling study

Christopher Alba, BS¹; Shelly Malhotra, MA²; Stephanie Horsfall, BS¹;

Matthew E. Barnhart, MD³; Adrie Bekker, PhD⁴; Katerina Chapman, MPH²

Coleen K. Cunningham, MD^{5,6}; Patricia E. Fast, MD^{2,7}; Genevieve G. Fouda, PhD⁸;

Kenneth A. Freedberg, MD^{1,10,11,12}; Ameena Goga, MBChB^{13,14};

Lusine R. Ghazaryan, MD³; Valérie Leroy, MD¹⁵; Carlyn Mann, MA³;

Margaret M. McCluskey, RN³; Elizabeth J. McFarland, MD¹⁶; Vincent Muturi-Kioi, MBChB¹⁷;

Sallie R. Permar, MD⁸; Roger Shapiro, MD¹⁸; Devin Sok, PhD^{2,19};

Lynda Stranix-Chibanda, MBChB²⁰; Milton C. Weinstein, PhD¹²;

Andrea L. Ciaranello, MD^{1,10,11}; Caitlin M. Dugdale, MD^{1,10,11}

Affiliations

¹ Medical Practice Evaluation Center, Massachusetts General Hospital, Boston, United States

² IAVI, New York, United States

³ Office of HIV/AIDS, Bureau for Global Health, Agency for International Development

(USAID), District of Columbia, United States

⁴ Department of Pediatrics and Child Health, Faculty of Medicine and Health Sciences,

Stellenbosch University, Cape Town, South Africa

⁵ Department of Pediatrics, University of California Irvine, Irvine, United States

⁶ Department of Pediatrics, Children's Hospital of Orange County, Orange, United States;

⁷ Pediatric Infectious Diseases, Stanford University School of Medicine, Palo Alto, United States

- ⁸ Department of Pediatrics, New York-Presbyterian/Weill Cornell Medical Center, New York,
United States
- ⁹ Division of Infectious Diseases, Massachusetts General Hospital, Boston, United States
- ¹⁰ Harvard Medical School, Boston, United States
- ¹¹ Division of General Internal Medicine, Massachusetts General Hospital, Boston, United States
- ¹² Department of Health Policy and Management, Harvard T.H. Chan School of Public Health,
Boston, United States
- ¹³ South African Medical Research Council, Cape Town, South Africa
- ¹⁴ Department of Paediatrics and Child Health, University of Pretoria, Pretoria, South Africa
- ¹⁵ Centre d'Epidémiologie et de Recherche en santé des POPulations (CERPOP), Inserm and
Université Toulouse III, Toulouse, France
- ¹⁶ Department of Pediatrics, Children's Hospital Colorado and University of Colorado Anschutz
Medical Campus, Aurora, United States
- ¹⁷ Eastern Africa Regional Office, IAVI, Nairobi, Kenya
- ¹⁸ Division of Infectious Diseases, Beth Israel Deaconess Medical Center, Boston, United States
- ¹⁹ Department of Immunology and Microbiology, The Scripps Research Institute, La Jolla,
United States
- ²⁰ Child and Adolescent Health Unit, University of Zimbabwe Faculty of Medicine and Health
Sciences, Harare, Zimbabwe

Corresponding Author

Caitlin M. Dugdale

Phone: (617) 726-9339

Medical Practice Evaluation Center

Fax: (617) 726-4120

100 Cambridge Street, 16th Floor

Email: cdugdale@mgh.harvard.edu

Boston, MA 02114

Word count: 5165 words

Author contributions: CA, SM, ALC, and CMD were involved in conceptualization and methodology. CA, SH, KAF, MCW, ALC, and CMD were involved in software and validation. CA, SH, and CMD were involved in formal analysis, investigation, and data curation. All authors were involved in providing expert knowledge, reviewing and editing the manuscript, and visualization.

Funding: This study was made possible by the support of the American people through the United States President's Emergency Plan for AIDS Relief (PEPFAR) through the United States Agency for International Development (USAID). The study was also supported by the *Eunice Kennedy Shriver* National Institute of Child Health and Human Development (NICHD) [K08HD101342 to CMD, R01HD079214 to ALC and MCW], the MGH Research Scholars Award (to ALC), and the International Maternal Pediatric Adolescent AIDS Clinical Trials Network (IMPAACT) [DR808 to CMD and ALC]. Overall support for IMPAACT was provided by the National Institute of Allergy and Infectious Diseases (NIAID) with co-funding from NICHD and the National Institute of Mental Health (NIMH); all components of the National

Institutes of Health (NIH), under Award Numbers UM1AI068632 (IMPAACT LOC), UM1AI068616 (IMPAACT SDMC) and UM1AI106716 (IMPAACT LC), and by NICHD contract number HHSN275201800001I. The contents of this manuscript are solely the responsibility of the authors and do not necessarily reflect the official views of PEPFAR, USAID, NIH, South African Medical Research Council (SAMRC), or the United States Government. Representatives from USAID and IAVI collaborated on the design and interpretation of the analysis. No other funders had a role in the study's design, analysis, or interpretation, nor were they involved in the manuscript writing process or decision to submit for publication.

Conflicts of Interest: SP is a consultant for Merck, Moderna, Pfizer, Dynavax, Hoopika, and GSK, and has a sponsored research program with Moderna and Merck in the area of cytomegalovirus (CMV) vaccines. AG is a co-PI on COVID-vaccine studies funded through the SAMRC by the HIV vaccine trials network, EDCTP, ANRS, ImmunityBio, Janssen, and Moderna. AB and EJF receive funding from IMPAACT and AB receives funding from Unitaid for trials evaluating non-bNAb approaches to maternal-infant HIV prophylaxis. CKC participated in a RSV advisory board for Sanofi and previously received grants from Gilead, paid to her University, for clinical research. SM, KC, PEF, DS, and VMK are employed by IAVI, a non-profit organization that is pursuing the development of a combination anti-HIV bNAb product. No other authors report conflicts of interest.

ABSTRACT

Introduction: Approximately 130 000 infants acquire HIV annually despite global maternal antiretroviral therapy scale-up. We evaluated the potential clinical impact and cost-effectiveness of offering long-acting, anti-HIV broadly neutralizing antibody (bNAb) prophylaxis to infants in three distinct settings.

Methods: We simulated infants in Côte d’Ivoire, South Africa, and Zimbabwe using the Cost-Effectiveness of Preventing AIDS Complications-Pediatric (CEPAC-P) model. We modeled strategies offering a three-bNAb combination in addition to WHO-recommended standard-of-care oral prophylaxis to infants: a) with known, WHO-defined high-risk HIV exposure at birth (*HR-HIVE*); b) with known HIV exposure at birth (*HIVE*); or c) with or without known HIV exposure (*ALL*). Modeled infants received *1-dose*, *2-doses*, or *Extended* (every 3 months through 18 months) bNAb dosing. Base case model inputs included 70% bNAb efficacy (sensitivity analysis range: 10-100%), 3-month efficacy duration/dosing interval (1-6 months), and \$20/dose cost (\$5-\$100/dose). Outcomes included pediatric HIV infections, life expectancy, lifetime HIV-related costs, and incremental cost-effectiveness ratios (ICERs, in US\$/year-of-life-saved [YLS], assuming a $\leq 50\%$ GDP per capita cost-effectiveness threshold).

Results: The base case model projects that bNAb strategies targeting *HIVE* and *ALL* infants would prevent 7-26% and 10-42% additional pediatric HIV infections, respectively, compared to standard-of-care alone, ranging by dosing approach. *HIVE-Extended* would be cost-effective (cost-saving compared to standard-of-care) in Côte d’Ivoire and Zimbabwe; *ALL-Extended* would be cost-effective in South Africa (ICER: \$882/YLS). bNAb strategies targeting *HR-HIVE*

infants would result in greater lifetime costs and smaller life expectancy gains than *HIVE-Extended*. Throughout most bNAb efficacies and costs evaluated in sensitivity analyses, targeting *HIVE* infants would be cost-effective in Côte d'Ivoire and Zimbabwe, and targeting *ALL* infants would be cost-effective in South Africa.

Discussion: Adding long-acting bNAbs to current standard-of-care prophylaxis would be cost-effective, assuming plausible efficacies and costs. The cost-effective target population would vary by setting, largely driven by maternal antenatal HIV prevalence and postpartum incidence.

INTRODUCTION

In 2022, an estimated 130 000 children acquired HIV worldwide, of whom approximately half acquired HIV while breastfeeding.¹ An estimated two-thirds of children who acquired HIV had mothers living with undiagnosed HIV during pregnancy or who acquired HIV during pregnancy or breastfeeding.² Therefore, in addition to improving maternal HIV detection and rapid antiretroviral therapy (ART) initiation, novel biomedical strategies offering protection against vertical HIV transmission from unrecognized and/or acute maternal HIV infection may be needed to eliminate vertical HIV transmission.

Given that vertical HIV transmission risk is time-bound by the end of breastfeeding, infant prophylaxis may be an ideal application of the passive immunity offered by anti-HIV broadly neutralizing antibodies (bNAbs). The bNAb VRC01 has demonstrated efficacy in preventing HIV acquisition of VRC01-sensitive virus in adults, and VRC01, VRC01-LS, and VRC07-523-LS have demonstrated safety when given to both adults and newborn infants.³⁻⁷ Pharmacokinetic studies suggest that some bNAbs, such as VRC07-523LS, can maintain potentially protective levels for up to three months after subcutaneous administration in infants.⁷ While there are no published studies of bNAb efficacy in human infants, bNAbs have demonstrated efficacy against both perinatal and postnatal simian-HIV acquisition in non-human primate models.^{8,9} At least ten bNAbs are under clinical investigation for HIV-1 treatment or prophylaxis, including combination bNAb products, such as PGDM1400+PGT121+VRC07-523LS, which may have lower production costs and higher efficacy due to increased breadth and potency (NCT03205917, NCT03928821, NCT04212091, NCT03721510).¹⁰ If proven clinically effective, universally administering bNAbs for infant prophylaxis in settings with high HIV burdens could

provide protection against vertical HIV transmission during the breastfeeding period, including for infants with mothers with unrecognized and/or acute HIV infection during pregnancy and breastfeeding for whom there are limited prevention strategies. Among infants with recognized HIV exposure, bNAb prophylaxis potentially offers a way to overcome adherence, tolerability, and resistance challenges with current standard-of-care oral infant antiretroviral prophylaxis. Linking bNAb infant prophylaxis into routine immunization or maternal and child health care infrastructure could also potentially facilitate broad delivery, streamline supply chain and storage, and mitigate against issues of stigma by delinking from HIV programmatic services.

Our previous modeling work found that offering a bNAb to infants with known HIV exposure at birth would be cost-effective in Côte d’Ivoire, South Africa, and Zimbabwe.¹¹ However, the potential long-term, population-level clinical benefits and cost-effectiveness of a universal infant bNAb prophylaxis program in high HIV burden settings have not yet been studied. Here, we extend our prior modeling work to include infants born to mothers with unrecognized HIV infection or mothers at risk for acute HIV acquisition postpartum. We aimed to estimate the clinical impact, costs, and cost-effectiveness of offering combination bNAb prophylaxis—in addition to existing standard-of-care HIV prevention services—to infants in Côte d’Ivoire, South Africa, and Zimbabwe.

METHODS

Study design

We projected the clinical and economic impacts of bNAb strategies using the validated Cost-Effectiveness of Preventing AIDS Complications–Pediatrics (CEPAC-P) microsimulation model.¹² We modeled infant cohorts from birth to death in Côte d’Ivoire, South Africa, and Zimbabwe—countries with high HIV burdens chosen to represent settings with varied maternal HIV prevalence, postpartum HIV incidence, knowledge of HIV status, ART uptake, breastfeeding practices, and economic constraints (Table 1). This study adheres to the Consolidated Health Economic Evaluation Reporting Standards (Supplementary Table 1) and was approved by the Mass General Brigham Human Research Committee.

Model overview

Infants enter the CEPAC-P model at birth and experience a probability of acquiring HIV perinatally (i.e., intrauterine/intrapartum transmission) and a monthly probability of acquiring HIV postnatally, while breastfeeding, depending on their mother’s HIV status, ART engagement, and virologic suppression. Modeled infants known to be HIV-exposed at birth are eligible to receive 6-12 weeks of World Health Organization (WHO)-recommended oral antiretroviral postnatal prophylaxis,¹³ reducing their HIV acquisition risk. Infants may also be eligible to receive bNAbs at birth and during breastfeeding (see “Modeled strategies” below) and, if received, the infants can experience an additional reduction in intrapartum and/or postnatal HIV acquisition. Children who acquire HIV face monthly probabilities of incident opportunistic infections (OIs) and AIDS-related death. Children with HIV can be detected by presenting with an OI or via routine early infant diagnosis (EID). Once detected, children experience a

probability of ART initiation. While on effective ART, children experience reduced monthly OI and AIDS-related mortality probabilities (Supplementary Table 2).

Modeled populations

For each country, we modeled four mutually exclusive infant sub-cohorts based on WHO-defined HIV exposure risk. These sub-cohorts comprised infants who, at birth, were: a) known to be HIV-exposed and high-risk (i.e., infant's mother was known to have acquired HIV during pregnancy, received less than four weeks of ART before delivery, or had a viral load ≥ 1000 copies/mL); b) known to be HIV-exposed and low-risk (i.e., infant's mother was on ART with a viral load < 1000 copies/mL at delivery); c) unrecognized as HIV-exposed; or d) HIV-unexposed (although potentially at risk for HIV exposure postnatally through breastfeeding) (Supplementary Figure 2).¹³ Together, these four sub-cohorts represent all infants born in a country annually. We calculated the proportion of infants within each sub-cohort using country-specific estimates of maternal HIV prevalence/incidence, knowledge of HIV status, ART uptake, and virologic suppression (Table 1; Supplementary Methods and Supplementary Table 2).

Modeled strategies

First, we modeled a current standard-of-care strategy in which infants with known HIV exposure (low- or high-risk) were eligible to receive WHO-recommended antiretroviral prophylaxis without bNAbs. Then, we modeled several bNAb strategies assessing different target populations and bNAb dosing approaches (Supplementary Figure 2). The three target populations included: a) infants with known, high-risk HIV exposure at birth (*HR-HIVE* strategies); b) infants with known HIV exposure at birth irrespective of high- or low-risk (*HIVE* strategies); or c) all infants

with or without known HIV exposure (*ALL* strategies). For each target population, we modeled three bNAb dosing approaches in which eligible infants could receive: a) one dose of bNAbs at birth (*1-dose*); b) two doses of bNAbs, once at birth and once at three months (*2-doses*); or c) extended dosing, starting at birth and every three months thereafter for up to 18 months while breastfeeding (to align with existing programs that administer childhood vaccines through 18 months of age and mean breastfeeding duration across these settings) (*Extended*).^{4,14,15}

Additionally, we modeled hybrid strategies in which different target populations were offered different bNAb dosing approaches, for example, a strategy in which infants with known HIV exposure were offered extended doses of bNAbs (i.e., every 3 months) while infants without known HIV exposure were offered only one dose of bNAbs at birth. For simplicity, in the primary results, we present only the one hybrid strategy that would not be both less beneficial and more costly than at least one of the non-hybrid strategies (i.e., *ALL-1-dose* plus *HIVE-Extended*); projected clinical outcomes and costs of all other hybrid strategies can be found in Supplementary Table 5. In all bNAb strategies in the base case, infants with known HIV exposure continued to receive standard-of-care antiretroviral prophylaxis. However, we explored the potential impact of bNAb prophylaxis alone without antiretroviral prophylaxis in a sensitivity analysis.

Model inputs

Cohort characteristics

We informed cohort characteristics using UNAIDS estimates, country-specific survey data, and published literature (Table 1; Supplementary Table 2). We modeled recent country-specific antenatal HIV prevalence (Côte d’Ivoire: 2·6%, South Africa: 30·7%, and Zimbabwe: 10·6%)¹⁶⁻

¹⁸ and postpartum maternal HIV incidence (Côte d’Ivoire: 0·003%/month, South Africa: 0·240%/month, and Zimbabwe: 0·056%/month; Supplementary Table 2). Knowledge of maternal status, probability of acute infection in pregnancy, maternal ART uptake, proportion of women with virologic suppression, and breastfeeding duration also varied by country (Table 1).

Using the cohort characteristics, we estimated the proportion of infants in each of the four risk exposure groups at the time of delivery (i.e., high-risk HIV-exposed, low-risk HIV-exposed unrecognized HIV-exposed, and HIV-unexposed) (Supplementary Methods) and scaled cohort sizes to the number of annual live births estimated by UNICEF.¹⁹ Model inputs regarding HIV natural history, background mortality, ART efficacy, EID cascade, and HIV-related costs were also informed by published literature (Table 1; Supplementary Table 2).

Infant HIV prophylaxis

Based on clinical trial data, standard-of-care oral antiretroviral infant prophylaxis was modeled to have 69% efficacy against intrapartum transmission and 71% efficacy against postnatal transmission and was ranged widely in sensitivity analyses.^{20,21} Adherence to oral antiretroviral prophylaxis was modeled to be 86%.²²

IMPAACT P1112 is the only completed Phase I study investigating single bNAbs as infant HIV prophylaxis and has demonstrated the safety, tolerability, and favorable pharmacokinetics of VRC01, VRC01LS, and VRC07-523LS.^{4,15} Additional Phase I/II studies in HIV-exposed and unexposed newborns are in progress or development, including PedMAB, SAMBULELO, and EDCTP Neo bnAb.²³ While bNAb prophylaxis remains investigational, Phase IIb trials found

that acquisition of VRC01-sensitive isolates was 75% lower in adults who received VRC01, compared to those who received placebo.³ VRC07-523LS, a more potent bNAb, has demonstrated greater neutralizing breadth than VRC01 (91% versus 66% at $IC_{80} < 10 \mu\text{g/mL}$) against primary African isolates in multiclade panels and is well-tolerated in infants.^{7,24} Similar to combination ART, studies have found that bNAb combinations targeting multiple different HIV-1 epitopes have greater potency and neutralizing breadth than individual bNAb products alone.^{24,25} Long-acting bNAb combinations currently under investigation, such as combinations of PGT121, PGDM1400, and VRC07-523LS, will likely have even greater breadth and/or potency.²⁴ As such, in the base case, we assumed a three-bNAb combination would have 70% efficacy against intrapartum and postnatal HIV transmission, in addition to the vertical transmission reduction conferred by oral infant prophylaxis for eligible infants, with no impact on in utero transmission (Supplementary Methods). This 70% efficacy is slightly higher than would be estimated by multiplying the efficacy of VRC01 against sensitive isolates and breadth of VRC07-523LS alone, with a base case three-month effect duration per administration based on pharmacokinetic data of subcutaneous VRC07-523LS administration in infants.^{4,7} The uptake of a birth bNAb dose among eligible infants was bounded by the percent of births performed in a healthcare facility (Supplementary Table 2). The uptake of subsequent bNAb doses in the postpartum period were informed by setting-specific uptake of other routine age-specific immunizations at comparable timepoints, assuming a strategy of integration into Extended Programme on Immunization programs (Supplementary Table 2).

Costs

Antiretroviral prophylaxis and ART costs were informed by Global Fund price lists and WHO-recommended weight-based formulations (Supplementary Table 2). The base case average cost for a 3-bNAb combination was modeled as \$20 per dose, including the estimated production costs (\$11, assuming a 100mg bNAb dose), as well as routine delivery (including training, personal protective equipment, cold-chain, and social mobilization, \$2), personnel (\$1), and facility/overhead (\$3) costs based on an analysis of vaccine delivery costing data from 92 countries, conservatively rounded up to the nearest \$10 (Supplementary Methods).^{26–29} We also applied a cost of identifying high-risk infants in the *HR-HIVE* strategies by adding the cost of a maternal quantitative viral load test, associated clinic visit (including personnel and overhead costs), and result return with counseling (\$31.66) per infant known to be HIV-exposed but in a secondary analysis also examined the cost-effectiveness of *HR-HIVE* strategies when withholding this cost (Supplementary Table 2). All costs are reported in 2020 USD.

Modeled outcomes

We projected cumulative vertical HIV transmission by 36 months of age, undiscounted and discounted (3% per year) life expectancy, and average lifetime HIV-related costs from the healthcare system perspective.³⁰ A lifetime time horizon was chosen to capture all clinical and economic impacts of averting HIV infections. We calculated incremental cost-effectiveness ratios (ICERs; USD/year of life saved [YLS]) by ordering strategies by increasing life expectancy and dividing the difference in discounted costs by the difference in discounted life expectancy of consecutive, non-dominated strategies. A strategy was considered dominated if it resulted in lower life expectancy gains than a lower cost strategy (i.e., strong dominance) or if it resulted in lower life expectancy gains per dollar spent than a higher cost strategy (i.e., extended

dominance). For each country, the strategy that resulted in the greatest clinical benefit with an ICER $\leq 50\%$ of a country's 2020 GDP per capita (Côte d'Ivoire: \$1163/YLS, South Africa: \$2828/YLS, Zimbabwe: \$607/YLS) was considered cost-effective based on current literature-based cost-effectiveness thresholds in resource-limited settings (Supplementary Methods). We also assessed the impact of using a more conservative cost-effectiveness threshold ($\leq 20\%$ of a country's 2020 GDP per capita); we present these results only in the Supplement since this approach did not change the cost-effective strategy under base case assumptions (Supplementary Figure 8). Non-dominated strategies that resulted in higher life expectancy and lower costs than the standard-of-care were also marked as being cost-saving.

Sensitivity analyses

We conducted univariate sensitivity analyses to test the robustness of our findings to changes in key input parameters. Given uncertainty in product characteristics, we independently varied bNAb protective efficacy (10-100%), effect duration (1-6 months), and costs (\$5-\$100 per dose, or 0.25x-5x base case cost, to capture scenarios in which bNAbs cost less due to more efficient production at scale or cost more due to implementation challenges related to scale-up). We also independently varied bNAb uptake, pediatric ART costs (0.5x-2.0x), cost of ascertaining high-risk status (\$0-\$31.66), mean breastfeeding duration (setting- and risk-group-specific ranges), maternal ART coverage during pregnancy (60-100%), maternal knowledge of acute HIV infection (25-95% during pregnancy, 0-15% per month postpartum), infant antiretroviral prophylaxis efficacy (40-90% intrapartum and 58-90% postnatally), postpartum maternal HIV incidence (0.5x-2.0x), and postnatal transmission risk (0.5x-2.0x) (see Supplementary Table 3 for range justifications). These sensitivity analyses were meant to reflect an evolving HIV

epidemic and care landscape to account for potential advances in other prevention and detection strategies (e.g., lower maternal HIV prevalence or increased maternal testing and retesting). We also separately examined the effects of modeling: a) bNAbs having no protective efficacy against intrapartum transmission to capture scenarios in which women may deliver at home and not arrive to postpartum care early enough to prevent intrapartum transmission, b) offering bNAbs to infants without also providing oral antiretroviral prophylaxis, and c) reducing the cost-effectiveness threshold to 20% GDP per capita. In multivariate sensitivity analyses, we simultaneously varied bNAb efficacy, effect duration, and cost, and we separately varied bNAb efficacy, cost, and maternal HIV prevalence throughout sub-nationally observed ranges (1-5% in Côte d'Ivoire, 15-45% in South Africa, and 5-25% in Zimbabwe).

RESULTS

Clinical outcomes

With standard-of-care maternal ART and infant antiretroviral prophylaxis, our model projects a total vertical HIV transmission rate of 8·4%, 4·4%, and 9·5% in Côte d'Ivoire, South Africa, and Zimbabwe, respectively, similar to UNAIDS projections (Table 2, Supplementary Table 4).

Depending on the bNAb dosing approach, bNAb strategies that target infants with known HIV exposure (*HIVE* strategies) would prevent 7-26% additional pediatric HIV infections compared to the standard-of-care alone, reducing the cumulative vertical HIV transmission rate to between 6·3-7·8%, 3·3-3·8%, and 6·9-8·4% in Côte d'Ivoire, South Africa, and Zimbabwe, respectively (Table 2, Figures 1-2). Expanding the target population for bNAbs to all infants (*ALL* strategies) was projected to further improve clinical outcomes, preventing 10-42% additional annual pediatric HIV infections compared to the standard-of-care alone, reducing the cumulative vertical HIV transmission rate to between 5·5-7·5%, 2·5-3·5%, and 5·7-7·9% in Côte d'Ivoire, South Africa, and Zimbabwe, respectively.

Cost-effectiveness outcomes

In all three countries, *HIVE-Extended* was projected to be cost-saving compared to the standard-of-care alone: it would increase life expectancy while reducing lifetime HIV-related costs (Table 2). While *HR-HIVE* strategies would improve clinical outcomes at lower or similar costs compared to the standard-of-care, they would result in greater lifetime HIV-related costs and smaller life expectancy gains than *HIVE-Extended* and are, thus, dominated. Using a 50% GDP per capita cost-effectiveness threshold, of the three modeled countries, one of the *ALL* strategies would only be cost-effective in South Africa, where maternal HIV prevalence and incidence is

currently the highest: *ALL-Extended* would be the cost-effective strategy in South Africa (ICER: \$882/YLS) while *HIVE-Extended* would be the cost-effective strategy and cost-saving in Côte d'Ivoire and Zimbabwe (Table 2).

Univariate sensitivity analyses

In all settings examined, at least one bNAb strategy remained cost-effective relative to the standard-of-care across all sensitivity analyses throughout plausible ranges (Supplementary Figures 6-7). However, which specific bNAb strategy would be cost-effective in each country was most sensitive to changes in bNAb product characteristics (i.e., efficacy, cost, and effect duration) and decreases in maternal knowledge of HIV status (Supplementary Figure 6, Supplementary Tables 9-11 and 20-21).

bNAb product characteristics (cost and efficacy)

A bNAb strategy targeting all infants with known HIV exposure at birth was cost-effective at all evaluated bNAb efficacies (10%-100%) and costs (\$10-\$100/dose). The upper cost range was intended to capture scenarios in which increased product costs, implementation challenges, and scale-up may lead to increased total program costs. In Côte d'Ivoire, *HIVE-Extended* would remain cost-effective even if bNAb efficacy were reduced to 20% or bNAb cost were increased to \$100 (Figure 3). In South Africa, the cost-effective bNAb strategy would continue to target all infants (*ALL-Extended* or *ALL-1-dose plus HIVE-Extended*) unless bNAb efficacy were reduced to $\leq 20\%$ or bNAb cost were increased to \$100 per dose, in which case *HIVE-Extended* would become cost-effective. In Zimbabwe, the cost-effective strategy would remain *HIVE-Extended* unless bNAb efficacy were reduced to 10% or bNAb cost were increased to \$100 per dose, in

which case *HIVE-1-dose* would become cost-effective; the cost-effective strategy would change to *ALL-1-dose plus HIVE-Extended* if bNAb cost were reduced to \$5 per dose.

Maternal knowledge of HIV status

If maternal knowledge of acute HIV acquisition during pregnancy were increased to 95% (up from base case of 56% in Côte d'Ivoire, 55% in South Africa, and 70% in Zimbabwe) and knowledge of acute HIV acquisition postpartum were increased to 15%/month (up from base case of 2%/month in Côte d'Ivoire, 9%/month in South Africa, and 5%/month in Zimbabwe)—a scenario reflecting scaled-up maternal HIV testing during pregnancy and retesting—the cost-effective strategy would not change in any of the three countries under base case assumptions about bNAb product characteristics (i.e., 70% efficacy, \$20/dose cost, and 3-month effect duration) (Supplementary Table 20). Decreased maternal knowledge of acute HIV acquisition would change the cost-effective strategy to *ALL-1-dose plus HIVE-Extended* in Zimbabwe, but not Côte d'Ivoire, under base case assumptions about bNAb product characteristics (Supplementary Table 20).

Other univariate analyses

In all three countries, the cost-effective strategy was not sensitive to changes in ART costs, bNAb uptake, breastfeeding duration, cost of ascertaining high-risk status, maternal ART coverage during pregnancy, infant oral antiretroviral prophylaxis efficacy, postpartum maternal retention in care, and postnatal vertical HIV transmission risk over tested ranges (Supplementary Figure 7; Supplementary Tables 12-19 and 22). Evaluating strategies under the assumptions that bNAb would have no efficacy against intrapartum transmission, that bNAb prophylaxis would

be implemented without associated oral antiretroviral prophylaxis, that no additional costs were associated with identifying high-risk infants in the *HR-HIVE* strategies, or that the cost-effectiveness threshold were reduced to 20% GDP per capita did not change the cost-effective strategy (Supplementary Figures 7-8; Supplementary Tables 6 and 19).

Multivariate sensitivity analyses

If the maternal HIV prevalence and incidence were each reduced by over half (prevalence: 1·0% in Côte d'Ivoire, 15·0% in South Africa, and 5·0% in Zimbabwe; postpartum incidence: 0·001%/mo in Côte d'Ivoire, 0·107%/mo in South Africa, and 0·022% in Zimbabwe)—reflecting a scenario in which maternal HIV prevention were strengthened—the cost-effective strategy would not change in any of the three countries under base case assumptions about bNAb product characteristics (Supplementary Table 8).

BNAb strategies remained cost-effective in all three countries at most combinations of bNAb efficacy, effect duration, and cost (Supplementary Figure 9), and at most combinations of bNAb efficacy, bNAb cost, and maternal HIV prevalence/incidence (Figure 3). In Côte d'Ivoire, targeting bNAbs to infants with known HIV exposure at birth (*HIVE* strategies) would be cost-effective at most combinations of bNAb product characteristics and maternal prevalence/incidence. In South Africa, targeting bNAbs to all infants (*ALL* strategies) would be cost-effective at most tested combinations of bNAb product characteristics and maternal prevalence/incidence. In Zimbabwe, targeting bNAbs to infants with known HIV exposure at birth (*HIVE* strategies) would be cost-effective at most tested combinations of bNAb product characteristics and maternal prevalence/incidence, with *ALL-1-dose plus HIVE-Extended* and

ALL-Extended becoming cost-effective at high efficacy and low cost combinations, particularly if maternal prevalence/incidence were higher than in the base case.

DISCUSSION

We projected the clinical impact and cost-effectiveness of different strategies of bNAb HIV prophylaxis for infants in addition to the current WHO-recommended strategies to prevent vertical HIV transmission in three countries with high HIV burdens. We found that offering bNAb prophylaxis to all infants, irrespective of known HIV exposure, could prevent 10-42% more annual pediatric HIV infections than the standard-of-care in Côte d'Ivoire, South Africa, and Zimbabwe. However, cost-effectiveness varies by setting. While exact bNAb product characteristics are unknown, our projections suggest that offering bNAbs to all infants (i.e., *ALL* strategies) would be cost-effective in settings with high maternal HIV prevalence and incidence, as in South Africa, throughout a wide range of plausible bNAb costs and efficacies. Offering bNAbs to all infants in settings like Côte d'Ivoire and Zimbabwe, where maternal HIV prevalence and GDP per capita are lower, would not be cost-effective at 70% bNAb efficacy and \$20/dose cost, using a 50% GDP per capita threshold for cost-effectiveness. However, we found that offering bNAbs specifically to infants with known HIV exposure in these settings, regardless of low- or high-risk, throughout the first 18 months of breastfeeding, would be cost-effective, even if efficacy were as low as 20% and costs were as high as \$80/dose.

Acute maternal HIV infection during pregnancy and breastfeeding confers a high risk of vertical HIV transmission and may be more likely to go undiagnosed in the absence of repeated maternal HIV testing. In contrast to existing maternal ART and infant antiretroviral prophylaxis approaches, a program offering universal bNAb infant prophylaxis regardless of HIV exposure, akin to a vaccine, could protect infants who are unrecognized as HIV-exposed at birth or who become HIV-exposed postnatally, addressing a critical gap in the perinatal HIV prevention

continuum. Accordingly, we found that bNAb strategies targeting all infants would offer the greatest value in settings where maternal HIV detection is suboptimal and/or where maternal HIV incidence during pregnancy or breastfeeding is high, such as in South Africa. Our results suggest that offering bNAbs to all infants may be cost-effective in national or subnational settings like those we examined when maternal HIV prevalence exceeds approximately 15%, bNAbs cost \leq \$20/dose, and bNAbs have \geq 60% efficacy.

bNAb infant prophylaxis may hold additional clinical advantages beyond having long-acting effectiveness against vertical HIV transmission. In contrast to antiretroviral prophylaxis, bNAbs are unlikely to contribute to pre-treatment drug resistance against first-line ART among infants who acquire HIV. Similarly, while their safety data in infants is limited,^{4,15} bNAbs may carry less risk of hematologic toxicities among neonates compared to antiretrovirals.^{31,32} Furthermore, subcutaneous bNAb prophylaxis would be less sensitive than infant antiretroviral prophylaxis to developmental changes in metabolism, making bNAbs ideal protective candidates for preterm infants who are more likely to experience challenges absorbing and metabolizing antiretroviral prophylaxis.³³ To be conservative with respect to the potential clinical benefit of bNAb prophylaxis in this model-based analysis, we did not account for these factors, but they may make bNAbs even more cost-effective compared to existing infant HIV prevention approaches.

Our results suggest bNAbs would significantly reduce vertical HIV transmission, but they would not eliminate transmission entirely. Even if all infants were offered bNAbs throughout breastfeeding (i.e., *ALL-Extended*), total vertical transmission was modeled to be 5.5%, 2.5%, and 5.7% in Côte d'Ivoire, South Africa, and Zimbabwe, respectively. Most of these

transmissions were due to intrauterine transmission, for which bNAbs would have no impact, or intrapartum transmission, for which bNAbs may have limited protective coverage. The modeled clinical benefit of bNAbs in our analysis was also limited by our assumption about their uptake. Efforts to increase bNAb uptake would result in additional clinical benefit and cost-effectiveness. Our results suggest that bNAbs would help make significant progress toward achieving elimination of vertical HIV transmission, but full elimination will likely require a multi-pronged approach including improved maternal HIV testing, ART coverage, support for ART adherence, and retention in care throughout pregnancy and breastfeeding.

This analysis may help directly inform targets for bNAb product characteristics during development. However, a national bNAb infant prophylaxis program would also need to factor implementation considerations. This analysis found that the cost-effective target population for bNAb implementation would largely depend on maternal HIV prevalence and postpartum incidence. As such, a single bNAb implementation strategy across national settings may not be recommended from a cost-effectiveness standpoint. However, global policy-making bodies could consider simplifying recommendations on bNAb implementation strategies based on key metrics, including national or subnational estimates of maternal HIV prevalence and incidence. Additionally, the modeled clinical impact of bNAb implementation strategies reflect introduction into existing maternal-child health care programs and HIV care cascades. For example, to avoid overestimating the clinical benefit of bNAbs, the birth bNAbs dose was modeled to be offered only to eligible infants born in a healthcare facility and the receipt of subsequent bNAb doses were based on setting-specific uptake of other routine infant immunizations. Further, the modeled clinical impact did not depend on perfect HIV risk ascertainment at birth but rather on

existing early infant diagnosis programs. The cost-effective strategy in each of the three settings and across many sensitivity analyses would either offer bNAbs to infants with known HIV exposure at birth or all infants regardless of known HIV exposure at birth. These sorts of approaches could potentially simplify programmatic implementation of infant postnatal prophylaxis insofar as they would not necessitate distinction between high-risk and non-high-risk HIV exposure based on maternal ART status or maternal HIV viral load which has proven to be challenging to determine with respect to implementation of the current standard-of-care oral infant prophylaxis regimen.

As the eligible population is scaled-up, it is possible that implementation costs decrease initially due to economies of scale (i.e., more efficient production and delivery) and later increase as it may get more difficult to reach all infants. Additional potential implementation considerations with cost implications could include the challenges of administering bNAbs at timepoints not aligned with existing routine immunization schedules, requirements for multiple injections per visit if bNAbs are not co-formulated, and additional requirements for infant HIV testing (i.e., if there were a potential interaction of bNAbs on infant HIV RNA test sensitivity or antibody test specificity, requiring additional clinic visits and infant HIV testing). To account for the costs of these and other potential implementation challenges, we included sensitivity analyses on bNAb cost. Even in scenarios in which these implementation factors lead to substantially increased total bNAb program costs (up to \$100/dose) bNAb strategies would continue to hold good value.

We found that providing bNAb infant HIV prophylaxis in addition to the standard-of-care offers good value relative to current HIV prevention and maternal-child health interventions.³⁴ Our

results suggest that in all three study settings, offering bNAb prophylaxis to all known HIV-exposed infants (*HIVE* strategies) would be cost-saving relative to standard-of-care maternal ART and infant prophylaxis as currently implemented, as the costs of bNAb prophylaxis would be offset by averting subsequent costs and health consequences from pediatric HIV infections. This finding is in contrast to most economic evaluations of pre-exposure prophylaxis (PrEP) in adults, which have found that adult PrEP is cost-effective for select populations but is unlikely to be cost-saving.³⁴ In South Africa, we found that a program offering bNAbs to all infants at birth and throughout breastfeeding might not be cost-saving but would be cost-effective with an ICER of \$882/YLS. This ICER compares favorably to published ICERs of other maternal-child health interventions in sub-Saharan Africa, including antenatal influenza vaccination (ICER: \$4689/QALY gained),³⁵ PrEP in pregnancy (ICER: \$965/DALY averted),³⁶ and birth EID testing (ICERs: \$903-\$2900/YLS).³⁷ However, there is growing concern that the often-used 100% GDP per capita cost-effectiveness threshold may be inappropriate in many resource-limited settings.³⁸ As such, we used a more conservative 50% GDP per capita cost-effectiveness threshold in the main analysis (Supplementary Methods). Using an even lower threshold of 20% GDP per capita did not change the cost-effective strategy under base case assumptions of bNAb product characteristics (Supplementary Figure 8).

It is important to note that cost-effectiveness is only one factor in health policy decision-making. Notably, while most hybrid strategies offering different bNAb dosing approaches to infants based on HIV exposure status would be dominated from a cost-effectiveness standpoint (i.e., provide a similar clinical benefit at only slightly greater cost than a non-hybrid strategy), they may be of interest to policy makers due to potentially improved feasibility, acceptability, or

equity (Supplementary Table 5). As a complement to the current analysis, further work is currently underway to understand the feasibility and acceptability of bNAbs implementation strategies as part of the CELEBRATE and IMPAACT 2037 studies. While a cost-effectiveness analysis provides useful information on the value of bNAb infant prophylaxis relative to the current standard-of-care, a budget impact analysis to better assess affordability may be useful.

This analysis has several limitations. First, bNAb products are currently under clinical investigation, so the characteristics of a licensed bNAb combination product for infant HIV prophylaxis in clinical care settings remain unknown. Despite this uncertainty, our sensitivity analyses suggest that a bNAb combination product would offer good value in sub-Saharan African settings through a broad range of plausible efficacies and costs. Second, we did not evaluate the potential value of universal bNAb prophylaxis in the context of maternal or infant long-acting injectable antiretrovirals (LA-ARVs); however, any bNAb product coming to market is likely to have a more favorable toxicity profile than small molecular antiretrovirals, particularly among preterm infants with impaired metabolism and the timelines for widespread access to LA-ARVs across study settings remain unclear.³³ Third, we did not explore how bNAb programs may best integrate with existing or scaled-up maternal or infant HIV testing results at the time of each potential bNAb dose administration, as these complexities were beyond the scope of the analysis. Fourth, we did not assess the impact of bNAb prophylaxis on HIV test results in early infant diagnosis programs which may influence the final identification of an infant's HIV status. Finally, we did not explicitly consider health equity in this analysis. Conclusions regarding the cost-effective strategy for bNAb implementation in each setting may differ depending upon prioritization of social distribution of health, equity considerations, and

affordability of HIV programs with different levels of donor funding and government investment.

If shown to be safe and effective, adding extended bNAb infant prophylaxis to the current standard-of-care would substantially reduce pediatric HIV infections and help make important progress toward eliminating vertical HIV transmission in settings like Côte d'Ivoire, South Africa, and Zimbabwe. Offering bNAbs to all infants with or without known HIV exposure could be cost-effective in countries or subnational regions with high maternal HIV prevalence and incidence. The projected clinical impact and cost-effectiveness of bNAb infant prophylaxis may serve as potential benchmarks for target bNAb characteristics and costs and should motivate further research into the clinical safety, pharmacokinetics, efficacy, and implementation considerations of bNAb combinations as a potentially cost- and life-saving HIV prevention intervention.

References

- 1 Joint United Nations Programme on HIV/AIDS (UNAIDS). *The path that ends AIDS: UNAIDS Global AIDS Update 2023*. Accessed September 17, 2023. https://www.unaids.org/sites/default/files/media_asset/2023-unaids-global-aids-update_en.pdf
- 2 Joint United Nations Programme on HIV/AIDS. *2021 UNAIDS Global AIDS Update – Confronting inequalities – Lessons for pandemic responses from 40 years of AIDS*. Accessed October 6, 2022. <https://www.unaids.org/en/resources/documents/2021/2021-global-aids-update>
- 3 Corey L, Gilbert PB, Juraska M, et al. Two randomized trials of neutralizing antibodies to prevent HIV-1 acquisition. *N Engl J Med*. 2021 Mar 18;384(11):1003-14.
- 4 McFarland EJ, Cunningham CK, Muresan P, et al. Safety, Tolerability, and Pharmacokinetics of a Long-Acting Broadly Neutralizing Human Immunodeficiency Virus Type 1 (HIV-1) Monoclonal Antibody VRC01LS in HIV-1–Exposed Newborn Infants. *J Infect Dis*. 2021 Dec 1;224(11):1916-24.
- 5 Gaudinski MR, Coates EE, Houser KV, et al. Safety and pharmacokinetics of the Fc-modified HIV-1 human monoclonal antibody VRC01LS: A Phase 1 open-label clinical trial in healthy adults. *PLoS Med*. 2018 Jan 24;15(1):e1002493.
- 6 Gaudinski MR, Houser KV, Doria-Rose NA, et al. Safety and pharmacokinetics of broadly neutralising human monoclonal antibody VRC07-523LS in healthy adults: a phase 1 dose-escalation clinical trial. *Lancet HIV*. 2019 Oct 1;6(10):e667-79.
- 7 Cunningham C, Capparelli E, McFarland E, et al. Extended safety and PK of anti-HIV monoclonal Ab VRC07-523LS in HIV-exposed infants. Accessed October 6, 2022. <https://www.croiconference.org/abstract/extended-safety-and-pk-of-anti-hiv-monoclonal-ab-vc07-523ls-in-hiv-exposed-infants/>
- 8 Hessel AJ, Jaworski JP, Epton E, et al. Early short-term treatment with neutralizing human monoclonal antibodies halts SHIV infection in infant macaques. *Nat Med*. 2016 Apr;22(4):362-8.
- 9 Shapiro MB, Cheever T, Malherbe DC, et al. Single-dose bNAb cocktail or abbreviated ART post-exposure regimens achieve tight SHIV control without adaptive immunity. *Nat Commun*. 2020 Jan 7;11(1):70.
- 10 Mahomed S, Garrett N, Baxter C, et al. Clinical trials of broadly neutralizing monoclonal antibodies for human immunodeficiency virus prevention: a review. *J Infect Dis*. 2021 Feb 1;223(3):370-80.
- 11 Dugdale CM, Ufio O, Alba C, et al. Cost-effectiveness of broadly neutralizing antibody prophylaxis for HIV-exposed infants in sub-Saharan African settings. *J Int AIDS Soc*. 2023 Jan;26(1):e26052.

- 12 Ciaranello AL, Morris BL, Walensky RP, et al. Validation and calibration of a computer simulation model of pediatric HIV infection. *PLoS One*. 2013 Dec 13;8(12):e83389.
- 13 World Health Organization. *Consolidated guidelines on HIV prevention, testing, treatment, service delivery and monitoring: recommendations for a public health approach*. Accessed October 6, 2022. <https://www.who.int/publications/i/item/9789240031593>
- 14 South Africa National Department of Health. *Expanded Programme on Immunisation–South Africa (EPI-SA) Revised - Childhood Immunisation Schedule from December 2015*. Accessed August 26, 2021. <http://www.health.gov.za/wp-content/uploads/2020/11/epi-schedule.pdf>
- 15 Cunningham CK, McFarland EJ, Morrison RL, et al. Safety, tolerability, and pharmacokinetics of the broadly neutralizing human immunodeficiency virus (HIV)-1 monoclonal antibody VRC01 in HIV-exposed newborn infants. *J Infect Dis*. 2020 Jul 23;222(4):628-36.
- 16 Ministère de la Santé et de l'Hygiène Publique (MSHP). *Côte d'Ivoire Population-Based HIV Impact Assessment (CIPHIA) 2017-2018: Final Report*. Accessed October 6, 2022. https://phia.icap.columbia.edu/wp-content/uploads/2021/05/CIPHIA-Final-Report_En.pdf
- 17 South Africa National Department of Health. *National Antenatal Sentinel HIV Survey Key Findings*. Accessed October 6, 2022. https://www.nicd.ac.za/wp-content/uploads/2019/07/Antenatal_survey-report_24July19.pdf
- 18 McCoy S, Koyuncu A, Kang-Dufour M, et al. Approaching eMTCT in Zimbabwe: Expansion of PMTCT services and declining MTCT, 2012-2018. Accessed October 6, 2022. <http://programme.ias2019.org/Abstract/Abstract/1921>
- 19 UNICEF. Countdown to 2030 - Countdown Country Dashboards. Accessed October 6, 2022. https://www.countdown2030.org/landing_page
- 20 Hudgens MG, Taha TE, Omer SB, et al. Pooled individual data analysis of 5 randomized trials of infant nevirapine prophylaxis to prevent breast-milk HIV-1 transmission. *Clin Infect Dis*. 2013 Jan 1;56(1):131-9.
- 21 Kumwenda NI, Hoover DR, Mofenson LM, et al. Extended antiretroviral prophylaxis to reduce breast-milk HIV-1 transmission. *N Engl J Med*. 2008 Jul 10;359(2):119-29.
- 22 Desmond AC, Moodley D, Conolly CA, Castel SA, Coovadia HM. Evaluation of adherence measures of antiretroviral prophylaxis in HIV exposed infants in the first 6 weeks of life. *BMC Pediatr*. 2015 Dec;15(1):1-8.
- 23 Abrams EJ, Capparelli E, Ruel T, Mirochnick M. Potential of long-acting products to transform the treatment and prevention of human immunodeficiency virus (HIV) in infants, children, and adolescents. *Clin Infect Dis*. 2022 Dec 1;75(Supplement_4):S562-70.
- 24 Lorenzi JCC, Mendoza P, Cohen YZ, et al. Neutralizing activity of broadly neutralizing anti-HIV-1 antibodies against primary African isolates. *J Virol*. 2021 Feb 10;95(5):e01909-20.

- 25 Mkhize NN, Yssel AE, Kaldine H, et al. Neutralization profiles of HIV-1 viruses from the VRC01 Antibody Mediated Prevention (AMP) trials. *PLoS Pathogens*. 2023 Jun 29;19(6):e1011469.
- 26 Anderson DJ, Politch JA, Zeitlin L, et al. Systemic and topical use of monoclonal antibodies to prevent the sexual transmission of HIV. *AIDS*. 2017 Jul 7;31(11):1505.
- 27 COVAX Working Group on delivery costs. *Costs of delivering COVID-19 vaccine in 92 AMC countries*. Accessed April 23, 2021. <https://www.who.int/publications/m/item/costs-of-delivering-covid-19-vaccine-in-92-amc-countries>
- 28 Mvundura M, Lorenson K, Chweya A, et al. Estimating the costs of the vaccine supply chain and service delivery for selected districts in Kenya and Tanzania. *Vaccine*. 2015 May 28;33(23):2697-703.
- 29 Cunnama L, Abrams EJ, Myer L, et al. Provider-and patient-level costs associated with providing antiretroviral therapy during the postpartum phase to women living with HIV in South Africa: a cost comparison of three postpartum models of care. *Trop Med Int Health*. 2020 Dec;25(12):1553-67.
- 30 Neumann P, Sanders G, Russell L, Siegel J, Ganiats T. *Cost-Effectiveness in Health and Medicine*, Second Edition. 2nd ed. Oxford and New York: Oxford University Press, 2016.
- 31 Kakkar FW, Samson L, Vaudry W, et al. Safety of combination antiretroviral prophylaxis in high-risk HIV-exposed newborns: A retrospective review of the Canadian experience. *J Int AIDS Soc*. 2016 Jan;19(1):20520.
- 32 Nguyen TTT, Kobbe R, Schulze-Sturm U, et al. Reducing hematologic toxicity with short course postexposure prophylaxis with zidovudine for HIV-1 exposed infants with low transmission risk. *Pediatr Infect Dis J*. 2019 Jul 1;38(7):727-30.
- 33 Bekker A. *Speed Dialing Neonates to the Ideal Postnatal Prophylaxis Regimen*. Accessed October 6, 2022. <https://www.croiconference.org/abstract/speed-dialing-neonates-to-the-ideal-postnatal-prophylaxis-regimen/>
- 34 Sarkar S, Corso P, Ebrahim-Zadeh S, Kim P, Charania S, Wall K. Cost-effectiveness of HIV prevention interventions in sub-Saharan Africa: a systematic review. *EClinicalMedicine*. 2019 Apr 1;10:10-31.
- 35 Biggerstaff M, Cohen C, Reed C, et al. A cost-effectiveness analysis of antenatal influenza vaccination among HIV-infected and HIV-uninfected pregnant women in South Africa. *Vaccine*. 2019 Oct 31;37(46):6874-84.
- 36 Price JT, Wheeler SB, Stranix-Chibanda L, et al. Cost-effectiveness of pre-exposure HIV prophylaxis during pregnancy and breastfeeding in Sub-Saharan Africa. *J Acquir Immune Defic Syndr*. 2016 Aug 8;72(Suppl 2):S145.

- 37 Francke JA, Penazzato M, Hou T, et al. Clinical impact and cost-effectiveness of diagnosing HIV infection during early infancy in South Africa: test timing and frequency. *J Infect Dis*. 2016 Nov 1;214(9):1319-28.
- 38 Bertram MY, Lauer JA, De Joncheere K, et al. Cost-effectiveness thresholds: pros and cons. *Bull World Health Organ*. 2016 Dec 12;94(12):925.
- 39 Ministère du Plan et du Développement. *La Situation des Femmes et des Enfants en Côte d'Ivoire - Enquête à Indicateurs Multiples 2016 - MICS5*. Accessed October 6, 2022. https://mics-surveys-prod.s3.amazonaws.com/MICS5/West%20and%20Central%20Africa/C%3%B4te%20d%27Ivoire/2016/Final/Cote%20d%27Ivoire%202016%20MICS_French.pdf
- 40 South Africa National Department of Health. *South Africa Demographic and Health Survey 2016*. Accessed October 6, 2022. <https://dhsprogram.com/pubs/pdf/FR337/FR337.pdf>
- 41 Zimbabwe National Statistics Agency. *Demographic and Health Survey 2015*. Accessed October 6, 2022. <https://dhsprogram.com/pubs/pdf/FR322/FR322.pdf>
- 42 Zimbabwe Ministry of Health and Child Care (MOHCC). *Zimbabwe Population-Based HIV Impact Assessment (ZIMPHIA) 2015-2016: Final Report*. Accessed October 6, 2022. https://phia.icap.columbia.edu/wp-content/uploads/2019/08/ZIMPHIA-Final-Report_integrated_Web-1.pdf

1 **Table 1.** Selected base case model input parameters

Input parameter	Côte d'Ivoire	South Africa	Zimbabwe	Reference(s)*
Maternal characteristics				
Chronic HIV infection in pregnancy, %	2·6	30·7	10·6	16–18
Acute HIV infection in pregnancy, %	0·03	3·30	1·94	Supp. Table 2
Acute HIV infection postnatally, %/mo.	0·003	0·240	0·056	Supp. Table 2
Knowledge of HIV status in pregnancy, %				
With chronic HIV infection	93	99	98	Supp. Table 2
With acute HIV infection	56	55	70	Supp. Table 2
ART uptake in pregnancy, %	95	98	89	Supp. Table 2
HIV RNA among mothers on ART at delivery, %				Supp. Table 2
≤50 c/mL	54	66	69	
>1000 c/mL	29	14	9	
Infant characteristics				
Number of live births (thousands)	907	1153	425	19
Proportion of infants by HIV exposure risk at birth, %				Derived
Unexposed	97·4	67·0	87·7	(see Supp. Methods and
Unrecognized HIV-exposed	0·2	1·2	0·7	Supp. Table 2)
Known, low-risk HIV-exposed	1·6	25·8	8·4	
Known, high-risk HIV-exposed	0·8	6·1	3·2	
Breastfed infants, %				Supp. Table 2
Unexposed or unrecognized HIV-exposed infants	99	84	99	
Infants with known HIV exposure	99	66	94	
Breastfeeding duration, mean mo. (SD)				Supp. Table 2
Unexposed or unrecognized HIV-exposed infants	19 (7)	12 (6)	18 (7)	
Infants with known HIV exposure	14 (7)	6 (6)	13 (7)	
Infant HIV prophylaxis characteristics				
Probability of receiving scheduled prophylaxis, %				
SOC oral infant prophylaxis (NVP +/- ZDV) [†]	86	86	86	22
BNAb prophylaxis (varies by age) [‡]	56 - 83	85 - 96	71 - 92	Supp. Table 2
Efficacy against intrapartum / postnatal transmission, %				
SOC oral infant prophylaxis (NVP +/- ZDV) ^{‡,§}	69 / 71	69 / 71	69 / 71	20,21
BNAb (in addition to efficacy of SOC prophylaxis)	70 / 70	70 / 70	70 / 70	Assumption ^{3,24}
BNAb effect duration, mo.	3	3	3	Assumption ^{4,7}
Costs (2020 USD)				
Infant oral prophylaxis (NVP +/- ZDV), per mo.	\$0·91 - \$1·74	\$0·91 - \$1·74	\$0·91 - \$1·74	Supp. Table 2
BNAb prophylaxis, per dose	\$20·00	\$20·00	\$20·00	Supp. Methods
Additional cost of ascertaining risk status of infants known to be HIV-exposed, per infant	\$31·66	\$31·66	\$31·66	Supp. Table 2
Pediatric ART (range by age and weight, per mo.)				
1 st line (ABC/3TC + DTG)	\$5·65 - \$11·70	\$5·65 - \$11·70	\$5·65 - \$11·70	Supp. Table 2
2 nd line (ABC/3TC + LPV/r)	\$12·43 - \$25·99	\$12·43 - \$25·99	\$12·43 - \$25·99	Supp. Table 2
Adult ART (per mo.)				
1 st line (DTG-based ART)	\$5·50	\$5·50	\$5·50	Supp. Table 2
2 nd line (PI-based ART)	\$23·00	\$23·00	\$23·00	Supp. Table 2
Routine care cost (range by CD4%/CD4)	\$4·16 - \$181·90	\$3·73 - \$148·88	\$7·04 - \$35·18	Supp. Table 2

2

3 Abbreviations: mo., month; ART, antiretroviral therapy; SD, standard deviation; SOC, standard-
4 of-care; bNAb, broadly neutralizing antibody; NVP, nevirapine; ZDV, zidovudine; ABC,
5 abacavir; 3TC, lamivudine; DTG, dolutegravir; LPV/r, ritonavir-boosted lopinavir; PI, protease
6 inhibitor.

7

8 * For additional references that inform each of the above model inputs, please see Supplementary
9 Table 2.

10 † Infants with known, high-risk HIV exposure received dual oral infant prophylaxis with NVP +
11 ZDV for 12 weeks. Infants with known, low-risk HIV exposure received NVP alone for 6
12 weeks.¹³

13 ‡ The probability of receiving a bNAbs dose at birth was assumed to be equal to the probability
14 of delivering in a healthcare facility. The probability of receiving a bNAbs dose after birth was
15 linearly extrapolated based on the probability of receiving age-specific World Health
16 Organization Expanded Programme on Immunization vaccines, with uptake declining at later
17 ages based on observed data.

18 § An additional reduction in the risk of intrapartum transmission with use of oral infant
19 prophylaxis was only applied to infants born to mothers who were known to have HIV infection
20 but who were not on ART at delivery.

21 ¶ For strategies that require distinction between infants who have high-risk and low-risk HIV
22 exposure (i.e., *HR-HIVE* strategies), an additional cost is applied for each infant with known
23 HIV exposure. The additional cost of ascertaining an infant's risk status includes the cost of a
24 maternal quantitative viral load test and its associated personnel and overhead costs.

25 **Table 2.** Base case clinical and economic outcomes of bNAb infant prophylaxis programs, by country

Country/strategy	Total vertical HIV transmission rate (%)	Infections prevented (n/yr)	Undiscounted life expectancy (yrs)	Discounted life expectancy (yrs)	Discounted costs (USD)	ICER (US\$/YLS)*
Côte d'Ivoire [cost-effectiveness threshold: ICER ≤ \$1163 (50% GDP per capita)]						
Standard-of-care	8.4	<i>Reference</i>	60.129	26.373	15	<i>Reference</i>
HR-HIVE-1-dose	8.0	89	60.133	26.375	15	dominated
HR-HIVE-2-doses	7.8	120	60.134	26.375	15	dominated
HIVE-1-dose	7.8	131	60.134	26.375	14	dominated
HR-HIVE-Extended [†]	7.5	203	60.136	26.376	14	dominated
HIVE-2-doses	7.4	221	60.138	26.377	14	dominated
ALL-1-dose	7.5	196	60.139	26.377	27	dominated
ALL-2-doses	7.0	307	60.140	26.378	43	dominated
HIVE-Extended [†]	6.3	486	60.146	26.379	13	cost-saving [‡]
ALL-HIVE Hybrid [§]	6.0	550	60.150	26.382	26	6242
ALL-Extended [†]	5.5	649	60.156	26.383	91	57 860
South Africa [cost-effectiveness threshold: ICER ≤ \$2828 (50% GDP per capita)]						
Standard-of-care	4.4	<i>Reference</i>	68.924	28.499	112	<i>Reference</i>
HR-HIVE-1-dose	4.0	1359	68.979	28.518	115	dominated
HR-HIVE-2-doses	4.0	1505	68.986	28.521	115	dominated
HR-HIVE-Extended [†]	3.9	1718	68.995	28.523	114	dominated
HIVE-1-dose	3.8	2126	69.011	28.529	105	dominated
HIVE-2-doses	3.6	2877	69.045	28.541	104	dominated
ALL-1-dose	3.5	3440	69.063	28.548	116	dominated
HIVE-Extended [†]	3.3	4060	69.095	28.557	100	cost-saving
ALL-2-doses	3.2	4694	69.122	28.568	122	dominated
ALL-HIVE Hybrid [§]	3.0	5373	69.147	28.575	111	606
ALL-Extended [†]	2.5	7233	69.228	28.602	135	882 [‡]
Zimbabwe [cost-effectiveness threshold: ICER ≤ \$607 (50% GDP per capita)]						
Standard-of-care	9.5	<i>Reference</i>	68.321	28.034	72	<i>Reference</i>
HR-HIVE-1-dose	8.6	421	68.366	28.050	71	dominated
HR-HIVE-2-doses	8.5	489	68.373	28.053	70	dominated
HIVE-1-dose	8.4	540	68.380	28.055	67	dominated
HR-HIVE-Extended [†]	8.2	639	68.387	28.057	69	dominated
ALL-1-dose	7.9	785	68.400	28.062	79	dominated
HIVE-2-doses	8.0	749	68.402	28.063	66	dominated
ALL-2-doses	7.4	1075	68.438	28.074	93	dominated
HIVE-Extended [†]	6.9	1339	68.458	28.081	61	cost-saving [‡]
ALL-HIVE Hybrid [§]	6.5	1584	68.478	28.088	74	1731
ALL-Extended [†]	5.7	2001	68.517	28.101	134	4516

27 Total vertical HIV transmission rate is rounded to the nearest tenth of a percent. Undiscounted and discounted life expectancies are
28 rounded to the nearest thousandth of a year. Costs are rounded to the nearest dollar and are presented in 2020 USD. Discounted values
29 are discounted at 3% per year. Incremental cost-effectiveness ratios (ICERs) are rounded to the nearest dollar and are calculated using
30 unrounded discounted life expectancy and discounted costs.

31

32 Abbreviations: n, number; yr, year; USD, United States dollar; YLS, year of life saved; GDP, gross domestic product; HR-HIVE,
33 infants with known high-risk, HIV exposure at birth; HIVE, all infants with known HIV exposure at birth; ALL, all infants.

34

35 * A strategy is dominated if it offers less clinical benefit than another strategy with a lower cost, or if it has a higher ICER than another
36 strategy with greater clinical benefit (i.e., offers less value).

37 † Infants who receive extended dosing are eligible to receive bNAbs every three months while breastfeeding for up to 18 months of
38 life.

39 ‡ Indicates the optimal cost-effective strategy defined as the strategy that offers the greatest increase in life expectancy while having an
40 ICER less than 50% of a country's GDP per capita when compared to the next best performing, non-dominated strategy.

41 § In this ALL-HIVE Hybrid strategy (i.e., *ALL-1-dose* plus *HIVE-Extended*), all infants receive one dose of bNAbs at birth regardless
42 of HIV exposure; infants with known HIV exposure at birth receive an additional bNAbs dose every three months while
43 breastfeeding for up to 18 months of life.

44 **Figure Legends**

45

46 **Figure 1. Base case number of model-projected HIV infections prevented by bNAb strategies, by country**

47 The number of model-estimated pediatric HIV infections (i.e., before 36 months) prevented by each broadly neutralizing antibody
48 (bNAb) strategy, compared to the standard-of-care alone, is presented for Côte d’Ivoire (Panel A), South Africa (Panel B), and
49 Zimbabwe (Panel C). The axes on each panel are different due to the different number of projected infections in the standard-of-care
50 alone.

51

52 Abbreviations: HIVE, bNAb strategy targeting infants with known HIV exposure; ALL, bNAb strategy targeting all infants; mo.,
53 month.

54

55 **Figure 2. Breakdown of base case model-projected postnatal vertical HIV transmissions occurring in each exposure group, by**
56 **country**

57 The number of postnatal pediatric HIV infections (i.e., before 36 months) occurring in each of four exposure groups assessed at birth
58 (i.e., among infants who are initially unexposed, infants who are unrecognized to be HIV-exposed, infants with known low-risk
59 exposure, or infants with known high-risk exposure) is presented for Côte d’Ivoire (Panel A), South Africa (Panel B), and Zimbabwe
60 (Panel C). The “Hybrid” strategy (i.e., *ALL-1-dose* plus *HIVE-Extended*) offers one dose of broadly neutralizing antibodies (bNAbs)

61 to all infants with or without HIV exposure, and an additional bNAbs dose every three months to infants with known HIV exposure at
62 birth for up to 18 months while breastfeeding. The estimated number of infants at risk of HIV acquisition in each exposure group
63 varies by country. In Côte d’Ivoire, an estimated 6500 infants have known, high-risk HIV exposure at birth; 14 700 infants have
64 known, low-risk HIV exposure at birth; 1100 infants have unrecognized HIV exposure at birth; and 400 infants are first exposed
65 postnatally. In South Africa, an estimated 65 600 infants have known, high-risk HIV exposure at birth; 294 500 infants have known,
66 low-risk HIV exposure at birth; 18 400 infants have unrecognized HIV exposure at birth; and 9700 infants are first exposed
67 postnatally. In Zimbabwe, an estimated 11 500 infants have known, high-risk HIV exposure at birth; 35 400 infants have known, low-
68 risk HIV exposure at birth; 3600 infants have unrecognized HIV exposure at birth; and 2100 infants are first exposed postnatally.

69
70 Abbreviations: HR-HIVE, bNAb strategy targeting infants with known, high-risk HIV exposure; HIVE, bNAb strategy targeting
71 infants with known HIV exposure; ALL, bNAb strategy targeting all infants; SOC, standard-of-care; 1d, one dose; 2d, two dose; Ext,
72 extended; mo., month.

73
74 **Figure 3. Cost-effectiveness results of a three-way sensitivity analysis assessing bNAb efficacy, cost, and maternal HIV**
75 **prevalence/incidence, by country**

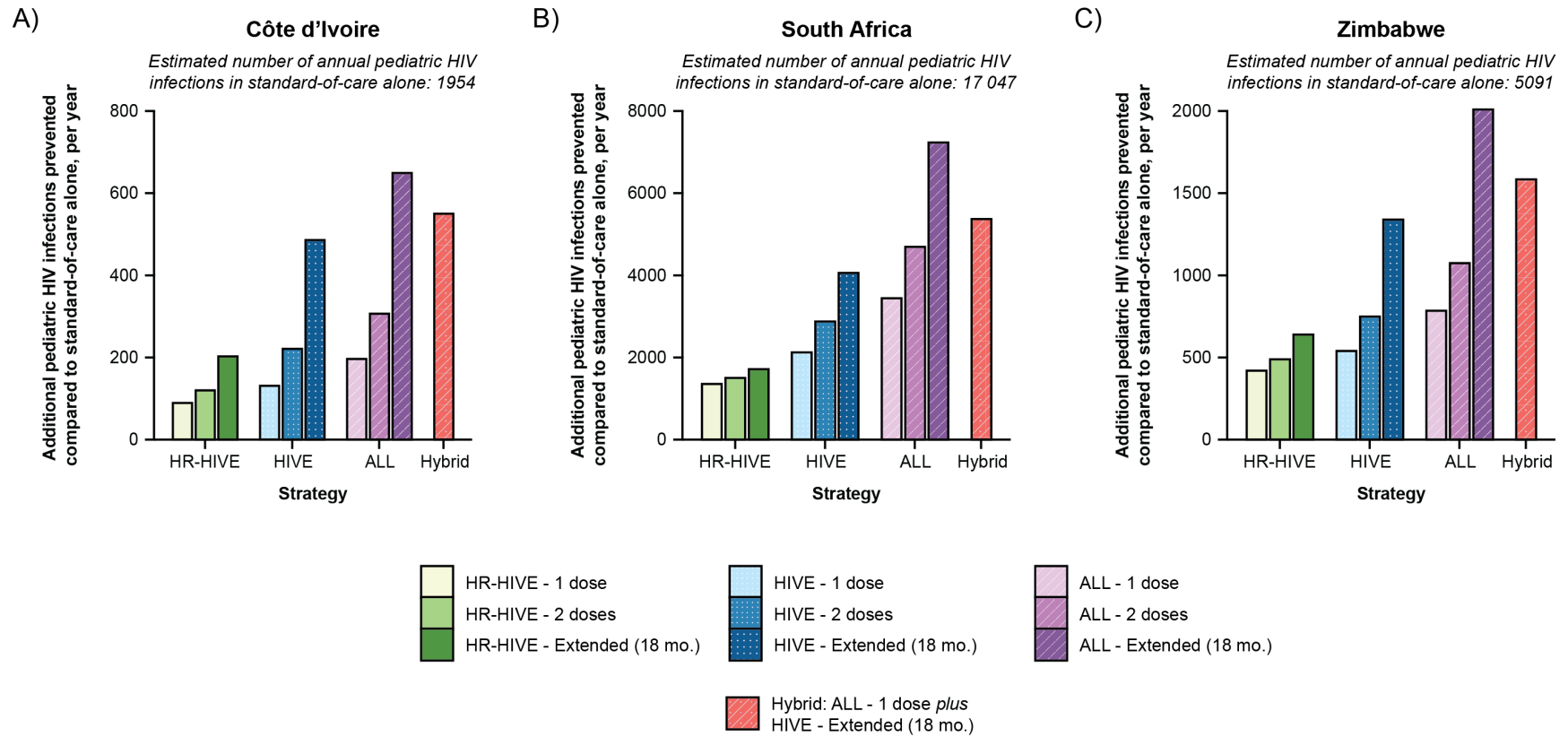
76 We conducted a three-way sensitivity analysis on the impact of bNAb cost per dose (vertical axis), efficacy per dose (horizontal axis),
77 and maternal HIV prevalence (left to right panels) on the cost-effective bNAb strategy in the three countries examined: Côte d’Ivoire

78 (Panels A-C), South Africa (Panels D-F), and Zimbabwe (Panels G-I). To simulate low (left-most panels) and high (right-most panels)
79 maternal prevalence scenarios, we used the lowest and highest subnational maternal prevalence point estimates reported in survey data
80 as inputs.^{16,17,42} Maternal prevalence at the time of delivery is inclusive of chronic HIV infection and incident infection during
81 pregnancy. Postpartum maternal HIV incidence was also decreased (Côte d’Ivoire: 0.001%/month, South Africa: 0.107%/month,
82 Zimbabwe: 0.022%/month) or increased (Côte d’Ivoire: 0.005%/month, South Africa: 0.331%/month, Zimbabwe: 0.116%/month)
83 proportional to the change in prevalence. BNAbs strategies targeting only high-risk infants known to be HIV-exposed at birth (HR-
84 HIVE) are depicted in shades of green. Strategies targeting all infants known to be HIV-exposed (HIVE) are depicted in shades of
85 blue, and strategies targeting all infants irrespective of HIV exposure (ALL) are depicted in shades of purple. The hybrid strategy
86 offering one dose of bNAbs at birth to all infants irrespective of HIV exposure and extended bNAbs doses to infants known to be HIV-
87 exposed (Hybrid) is depicted in red. Eligible infants would receive either one dose, two doses, or a dose of bNAbs every three months
88 while breastfeeding for up to 18 months (i.e., extended dosing). The cost-effective bNAbs strategy was defined as per the methods. The
89 white “X” in each panel reflects the base case assumptions of 70% bNAbs efficacy at a cost of \$20/dose.

90

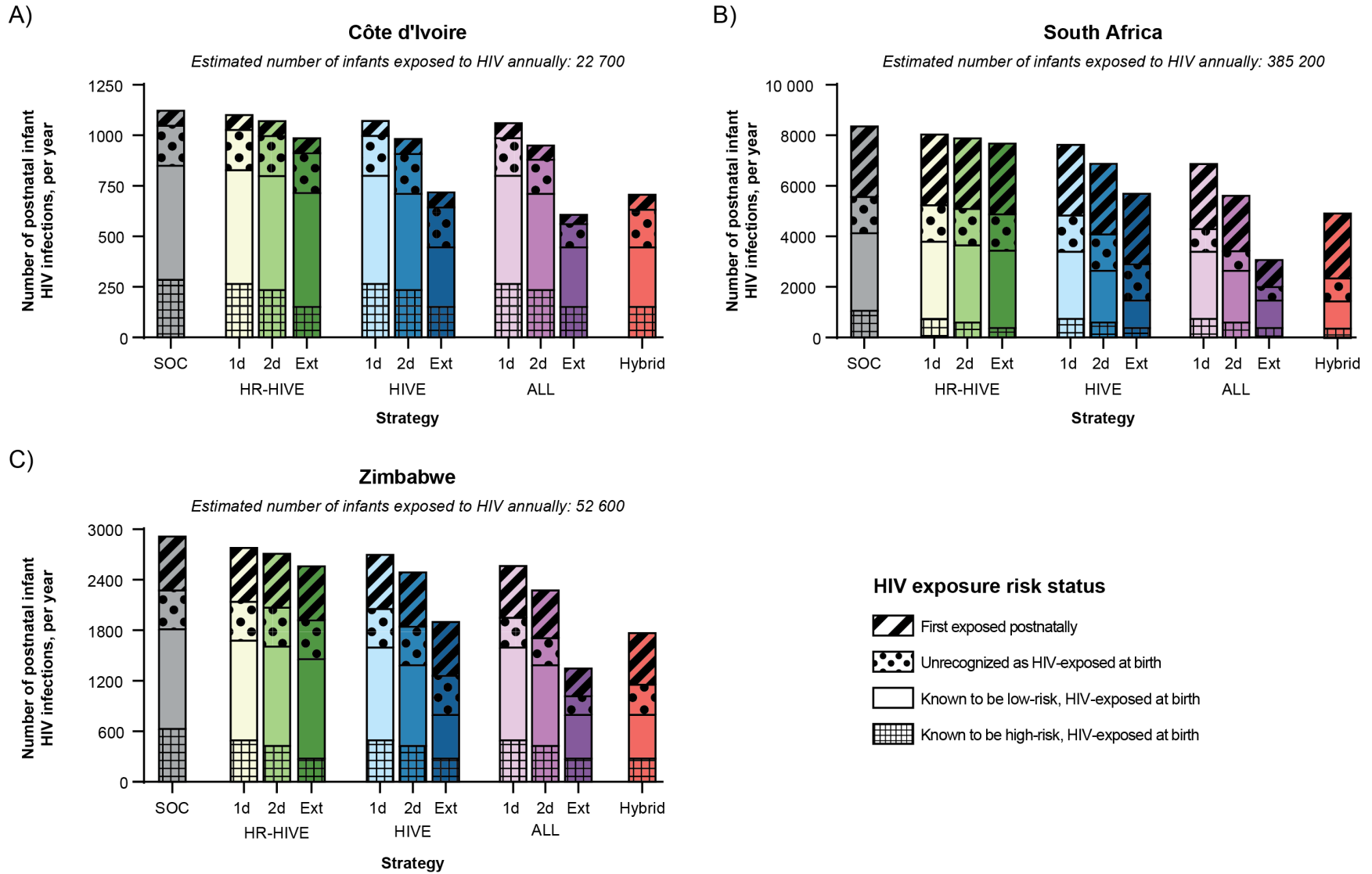
91 Abbreviations: bNAbs, broadly neutralizing antibody; mo., month.

92 **Figure 1.** Base case number of model-projected HIV infections prevented by bNAb strategies, by country

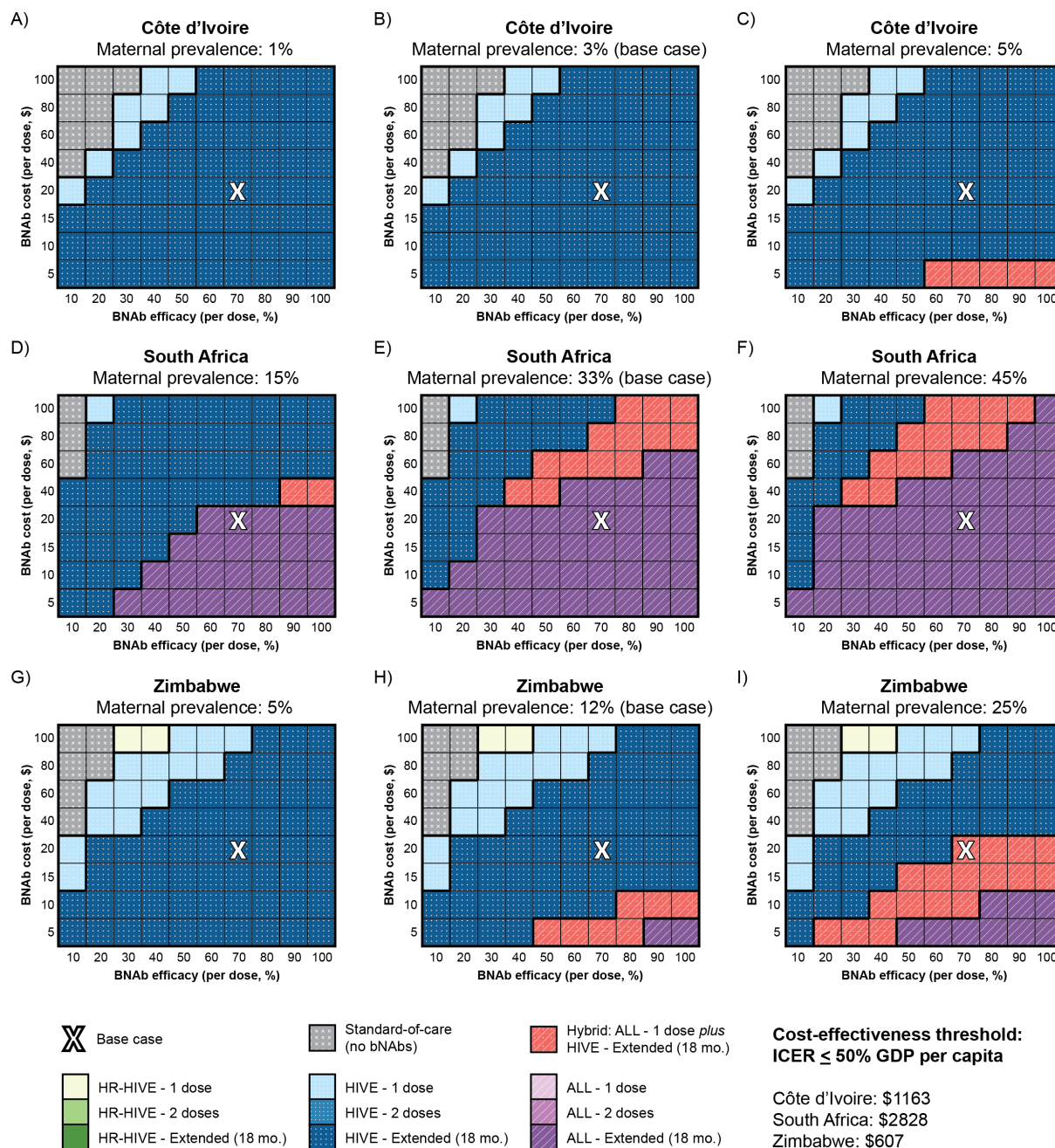


93

94 **Figure 2.** Breakdown of base case model-projected postnatal vertical HIV transmissions occurring in each exposure group, by country



96 **Figure 3.** Cost-effectiveness results of a multivariate sensitivity analysis assessing bNAb
 97 efficacy, cost, and maternal HIV prevalence/incidence, by country



98