



HAL
open science

A new simplified dry anaerobic digestion model, considering modified AM2 and MIM hydrodynamics models

Arnaud Dujany, S Mottelet, Laura André, E Lamy, S Guérin, S Azimi, V
Rocher, A Paus, Thierry Ribeiro

► To cite this version:

Arnaud Dujany, S Mottelet, Laura André, E Lamy, S Guérin, et al.. A new simplified dry anaerobic digestion model, considering modified AM2 and MIM hydrodynamics models. 16th IWA World Conference on Anaerobic Digestion – IWA, Jun 2019, Delft, Netherlands. Zenodo, 2019, 10.5281/zenodo.6779130 . hal-04351984

HAL Id: hal-04351984

<https://hal.science/hal-04351984>

Submitted on 18 Dec 2023

HAL is a multi-disciplinary open access archive for the deposit and dissemination of scientific research documents, whether they are published or not. The documents may come from teaching and research institutions in France or abroad, or from public or private research centers.

L'archive ouverte pluridisciplinaire **HAL**, est destinée au dépôt et à la diffusion de documents scientifiques de niveau recherche, publiés ou non, émanant des établissements d'enseignement et de recherche français ou étrangers, des laboratoires publics ou privés.


See discussions, stats, and author profiles for this publication at: <https://www.researchgate.net/publication/363324911>

A new simplified dry anaerobic digestion model, considering modified AM2 and MIM hydrodynamics models

Prefer June 2018
05 16:55:56 GMT+01:00


CITATIONS
0


8 authors, including

 **Arnaud Dugany**
Institut Polytechnique UniLafite
27 PUBLICATIONS 58 CITATIONS
[SEE PROFILE](#)

 **Stéphane Morisset**
Université de Technologie de Compiègne
51 PUBLICATIONS 24 CITATIONS
[SEE PROFILE](#)

READS
15

 **Laura ANDRE**
Institut Polytechnique UniLafite
28 PUBLICATIONS 142 CITATIONS
[SEE PROFILE](#)

 **Sam Azmi**
Service public de l'assainissement Brabant (SMAP)
128 PUBLICATIONS 1467 CITATIONS
[SEE PROFILE](#)

Model Used

A saturated two-regions model, as known as MIM^[1] (mobile/immobile water) improved with the simplified AM2 kinetics model^[2]

$$S_0 \xrightarrow{r_0} S_1$$

$$S_1 \xrightarrow{r_1} Y_{x1}X_1 + (1 - Y_{x1})S_2 + k_1CO_2$$

$$S_2 \xrightarrow{r_2} Y_{x2}X_2 + (1 - Y_{x2})CH_4 + k_2CO_2$$

$$r_0 = f_{mo}\rho\mu_0S_0 \quad r_1 = \mu_{1,max} \frac{S_1X_1}{S_1 + K_{s1}} \quad r_2 = \mu_{2,max} \frac{S_2X_2}{S_2 + K_{s2} + \frac{S_2^2}{K_I}}$$

It is considering 3 phases : the mobile liquid phase, the immobile liquid phase and the solid matter. Each soluble component concentration (S_1, S_2, X_1, X_2) is determined in g_{COD}/m^3 . The S_0 substrate evolution is determined in the solid phase in g_{COD}/kg . For each component i , concerned by M reactions, we obtain the following equations.

$$\begin{cases} \theta_m D_m \frac{\partial^2 C_m^i(z,t)}{\partial z^2} - q \frac{\partial C_m^i(z,t)}{\partial z} + \sum_{i=1}^M \vartheta r_m^i = \theta_m \frac{\partial C_m^i(z,t)}{\partial t} + \alpha (C_m^i(z,t) - C_{im}^i(z,t)) \\ \theta_{im} \frac{\partial C_{im}^i(z,t)}{\partial t} = \alpha (C_m^i(z,t) - C_{im}^i(z,t)) + \sum_{i=1}^M \vartheta r_{im}^i \end{cases}$$

θ_m and θ_{im} are the mobile and immobile liquid phase humidity's and α is the exchange term between the liquid phases. f_{mo} represent the access fraction of the substrate.

Materials and Methods

A least mean square method is used to determine the batch parameters ($Y_{x1}, Y_{x2}, \mu_0, \mu_1^{max}, \mu_2^{max}, k_{s1}, k_{s2}, k_I, S_0^0, S_1^0, S_2^0, X_1^0, X_2^0$) from the methane production only. A 1D discretization solving method is used to solve the partial differential equation system

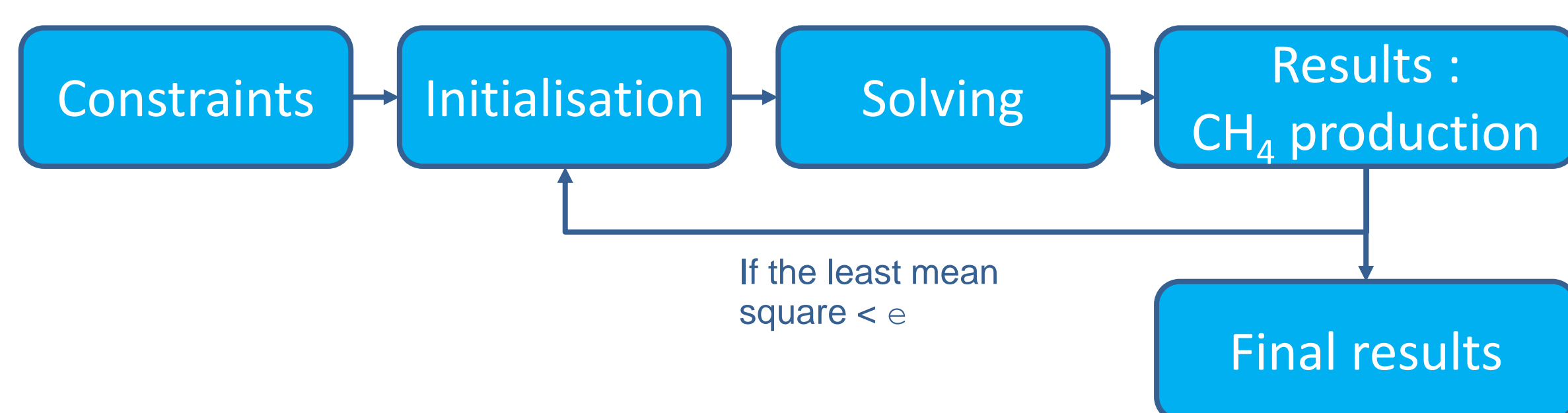


Figure 1. Architecture for the resolution algorithm

Before determining the batch parameters, an experiment is needed to obtain the hydrodynamic parameters ($\theta_m, \theta_{im}, q, \alpha$). The Hydrus 1D software is used, exploiting conductivity experimental results^[3]




Figure 2. Scheme of the conductivity experiments

What is the point ?

- Characterize the initial substrate in term of COD, and its capability to be digested
- Compare the digestion capability between different substrates with an easy way
- Predict the final methane production behaviour after few days
- Take into account the hydrodynamics and the plug flow behaviour

Results and Perspectives

The first modelling provided consistent results between the observed phenomenon and the literature. The difference between the mobile and immobile phases could provide some explanations to the methane production curve's shape :

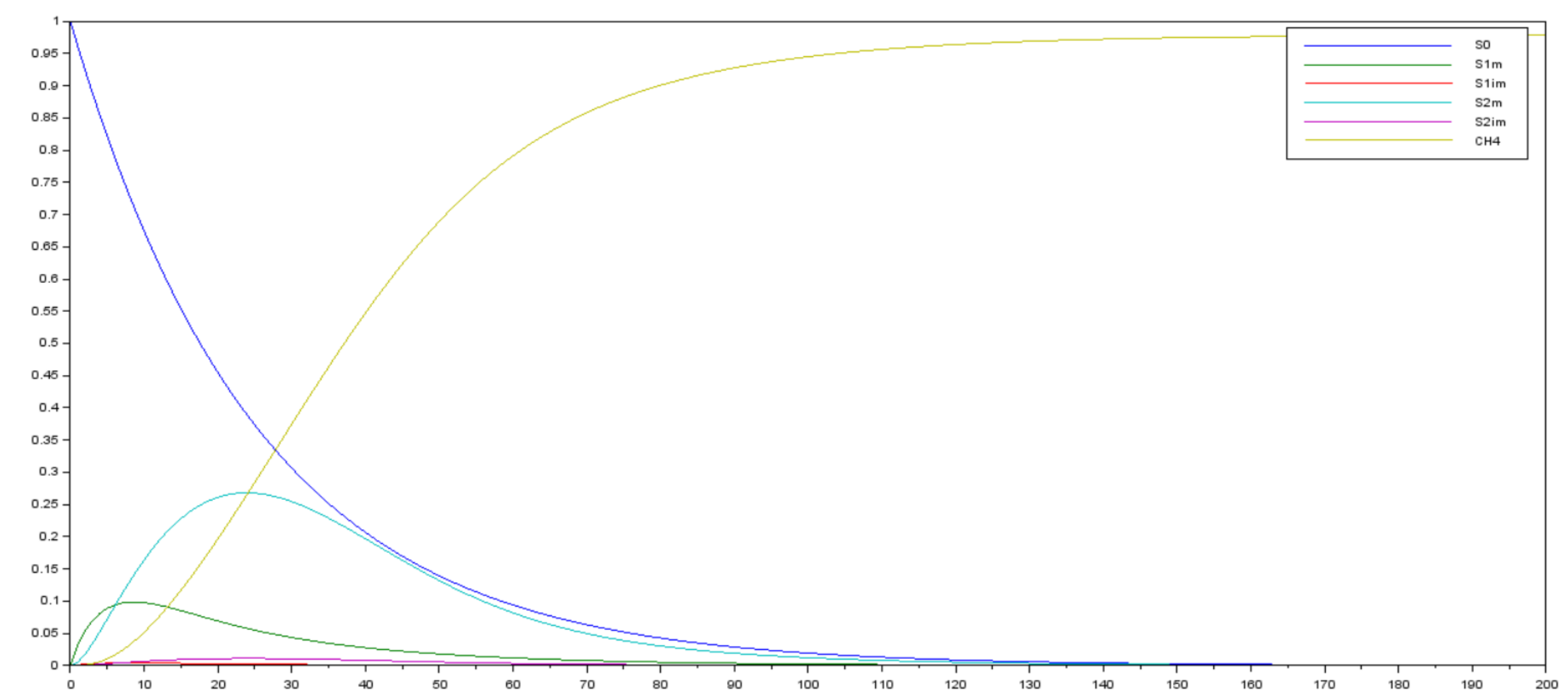


Figure 3. Evolution of the component concentrations as a function of time

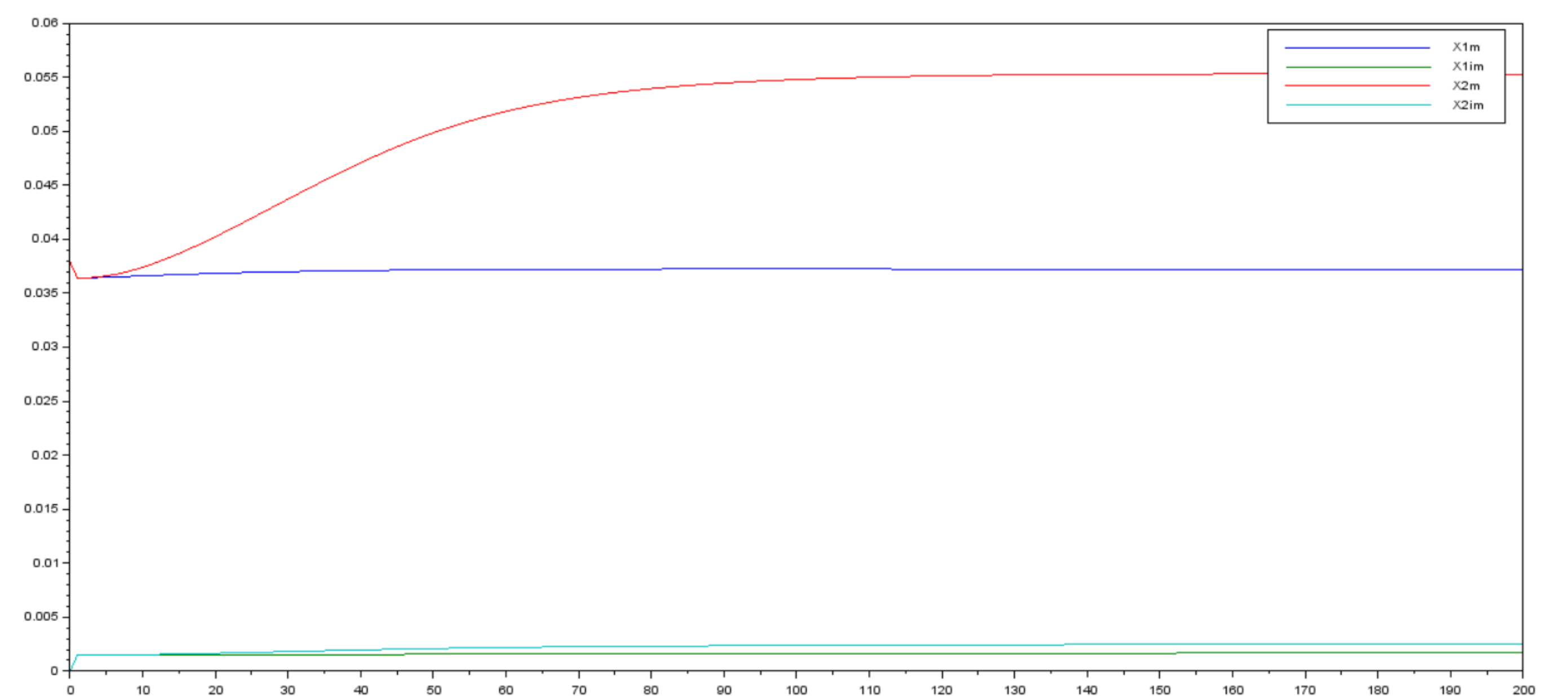


Figure 4. Evolution of the biomass concentrations as a function of time

For now, experiments are in progress and not achieved because the purpose of this study is to go further and offers a comparison with different hydrodynamic effects like compression and immersion. Furthermore, different tracers are tested for different substrates. However, the calibration of the model obtained from the literature data^[4] provided encouraging curve shapes.

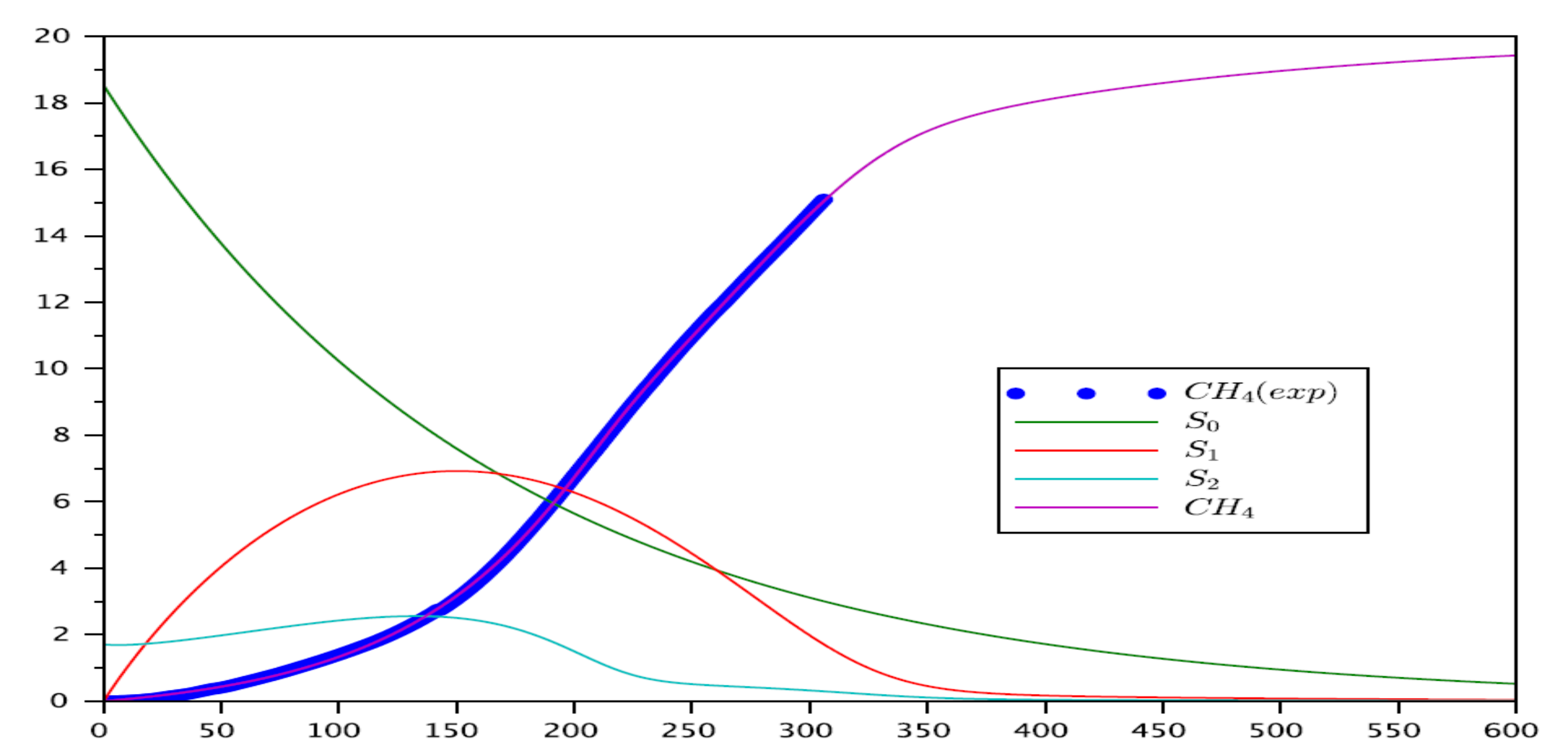


Figure 5. Methane cumulated volume prediction and experimental literature results

The authors acknowledge the ERDF (FEDER) and MOCOPEE project for the PhD grant and financial support of Arnaud Dujany-Coutu.

References

- [1] Van Genuchten, M. Th., Wierenga, P.J. 1976. Mass Transfer Studies in Sorbing Porous Media I. Analytical Solutions. Soil Science Society of America Journal Abstract **40**, 473-480.
- [2] Mottelet, S., Guérin, S., Azimi, S., Bernier, J., Rocher, V., Pauss, A., Ribeiro, T. 2017. New methodology for early BMP assessment using a mathematical model. 15th Anaerobic Digestion 2017 Conference, October 17-20.
- [3] André, L., Durante, M., Pauss, A., Lespinard, O., Ribeiro T., Lamy, E. 2015. Quantifying Physical Structure Changes and Non-Uniform Water Flow in Cattle Manure during Dry Anaerobic Digestion Process at Lab Scale: Implication for Biogas Production. Bioresource Technology **192**, 660-669.
- [4] Xu, F., Li, Y., Wang, Z. 2015. Mathematical Modeling of Solid-State Anaerobic Digestion. Progress in Energy and Combustion Science **51**, 49-66.