



HAL
open science

Development of an automated bioinformatic workflow to assess oligosaccharide composition of early breast milk samples from LC-HRMS data

Eric Venot, Sylvain Dechaumet, Blanche Guillon, Mikail Berdi, Ghita Tajeddine, Sophie Cholet, Blandine De Lauzon-Guillain, Etienne Thevenot, François Fenaille, And Karine Adel-Patient

► To cite this version:

Eric Venot, Sylvain Dechaumet, Blanche Guillon, Mikail Berdi, Ghita Tajeddine, et al.. Development of an automated bioinformatic workflow to assess oligosaccharide composition of early breast milk samples from LC-HRMS data. Journées scientifiques du Réseau Francophone de Fluxomique et de Métabolomique, Nov 2021, AUSSOIS, France. hal-04351512

HAL Id: hal-04351512

<https://hal.science/hal-04351512>

Submitted on 18 Dec 2023

HAL is a multi-disciplinary open access archive for the deposit and dissemination of scientific research documents, whether they are published or not. The documents may come from teaching and research institutions in France or abroad, or from public or private research centers.

L'archive ouverte pluridisciplinaire **HAL**, est destinée au dépôt et à la diffusion de documents scientifiques de niveau recherche, publiés ou non, émanant des établissements d'enseignement et de recherche français ou étrangers, des laboratoires publics ou privés.

Development of an automated bioinformatic workflow to assess oligosaccharide composition of early breast milk samples from LC-HRMS data



Eric Venot¹, Sylvain Dechaumet², Blanche Guillon¹, Mikail Berdi¹, Ghita Tajeddine¹, Sophie Cholet², Blandine de Lauzon-Guillain³, Etienne Thevenot², François Fenaille², and Karine Adel-Patient¹



Context

General goal

Search for biomarkers associated with the prevention of infant food allergies



Focus of this study

Human Milk Oligosaccharide (HMO) composition of early breast milk

Material & Methods

EDEN Early Breast Milk samples

317 samples of early breast milk collected between 1 and 6 days after delivery in the EDEN mother-child cohort between 2003 and 2006.

LC-HRMS analysis

The samples were analyzed by Liquid Chromatography coupled to High Resolution Mass Spectrometry (Q-TOF™, resolution: 40000, PGC Hypercarb column)

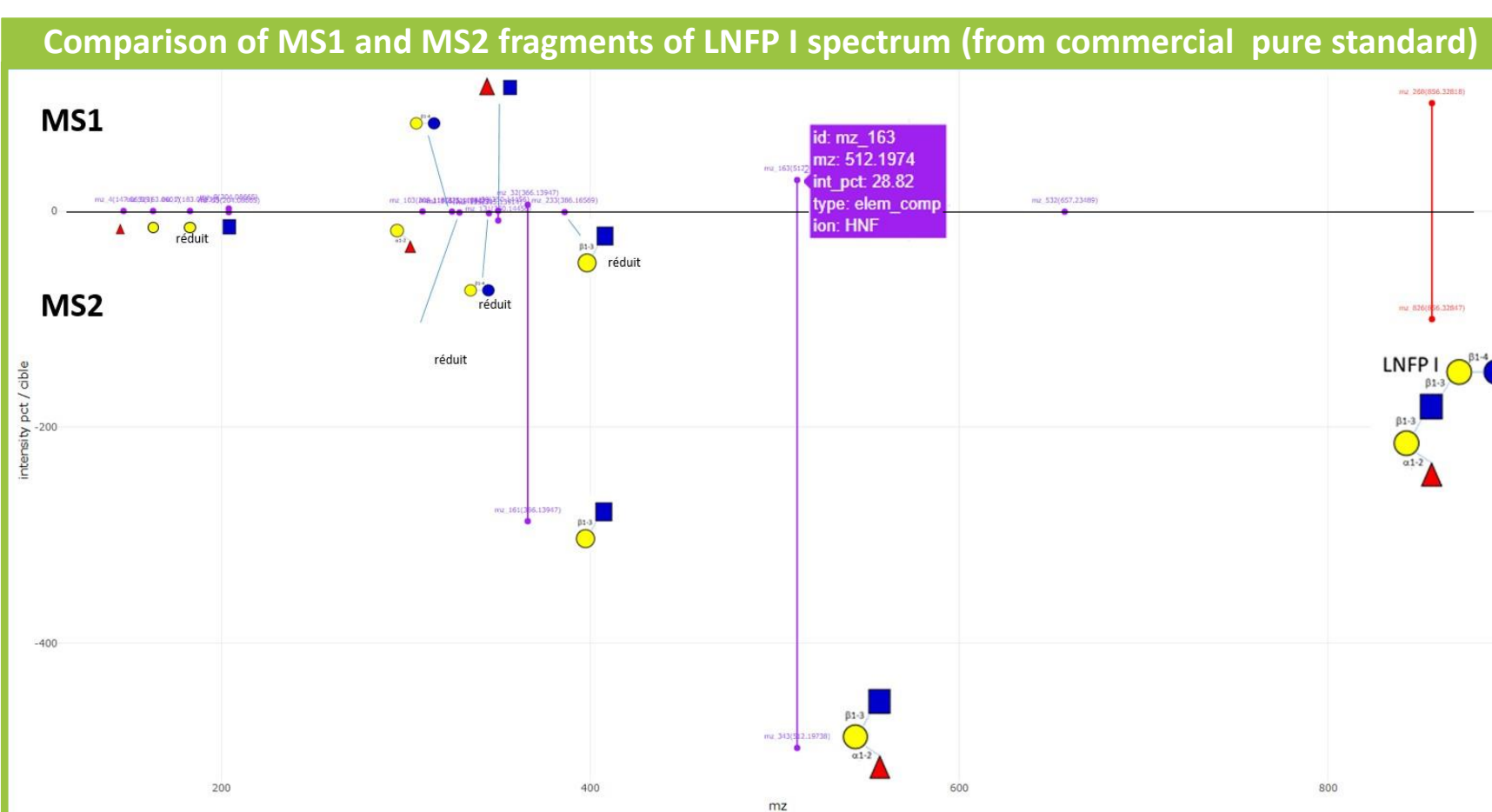


HMO references

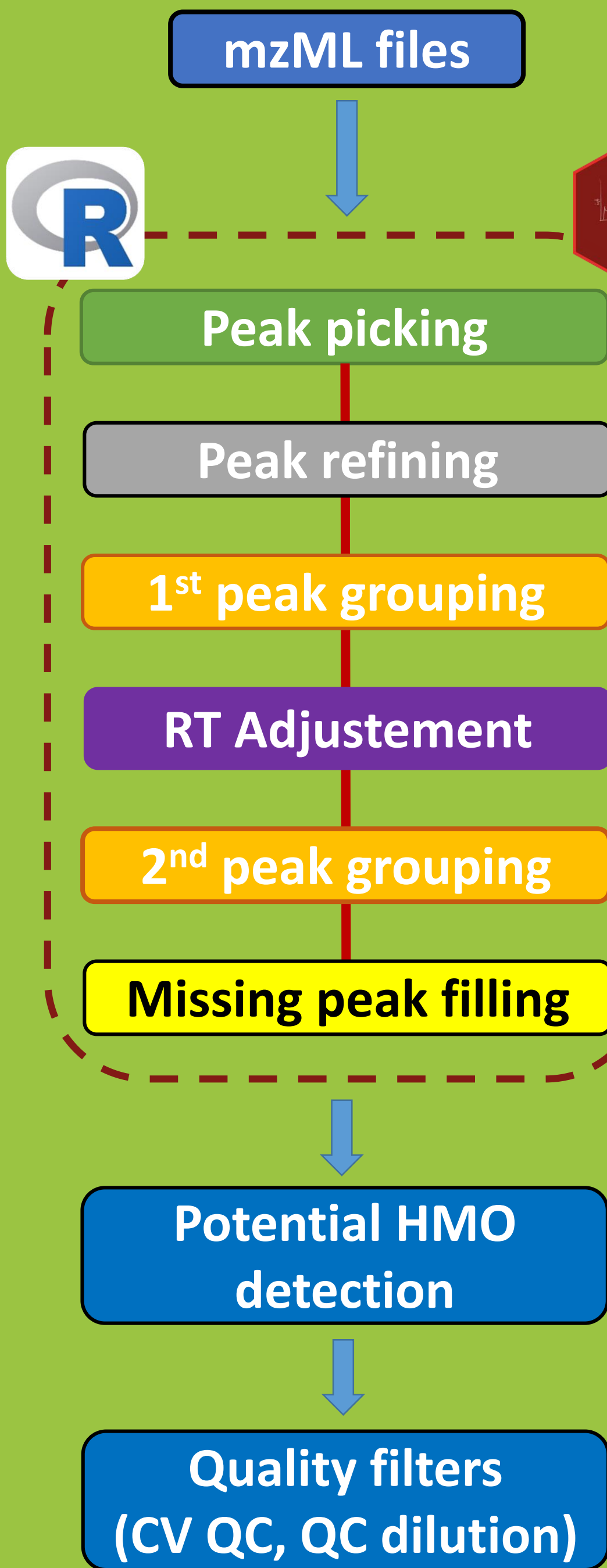
- 19 commercial standards analyzed following the same analytical LC-HRMS method
- m/z of 8 953 HMO computed in silico based on all possible monosaccharide combinations

HMO signature

HMOs are rather labile molecules: LCHRMS ionization step leads to partial HMO fragmentation. HMO structures can be confirmed by the presence of characteristic in-source fragment ions

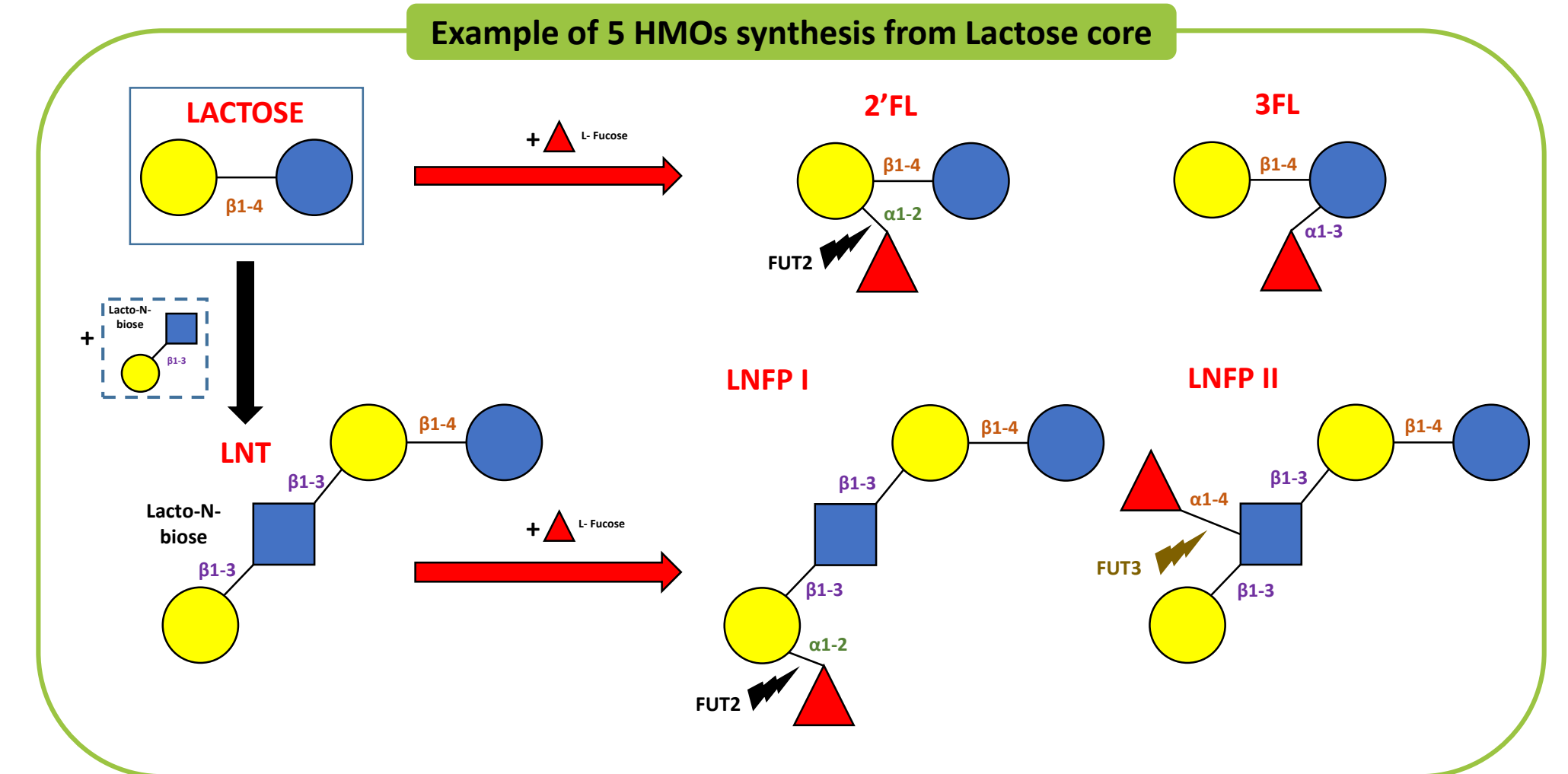


HMO workflow



HMO structures

HMOs are complex glycans composed of 5 different monosaccharides (D-galactose ●, D-glucose ●, L-Fucose ▲, N-Acetylglucosamine ■, Sialic Acid ◆) assembled from lactose core in highly diverse structures of 3 to more than 20 sugar units (many isomers).



Secretor/Lewis genotypes

Maternal genetic predispositions induce HMO synthesis differences: 2 fucosyltransferase enzymes production depends on mother Secretor (Se) and Lewis (Le) genes (enzymes FUT2 and FUT3 respectively)

- active FUT2 (Se +) ⇔ 2'FL & LNFP I synthesis
- active FUT3 (Le +) ⇔ LNFP II synthesis

link between Se - Le & Human Milk Groups

Human Milk Groups	Secretor	
	+	-
Lewis +	Group I	Group II
Lewis -	Group III	Group IV

Specific XCMS parameters

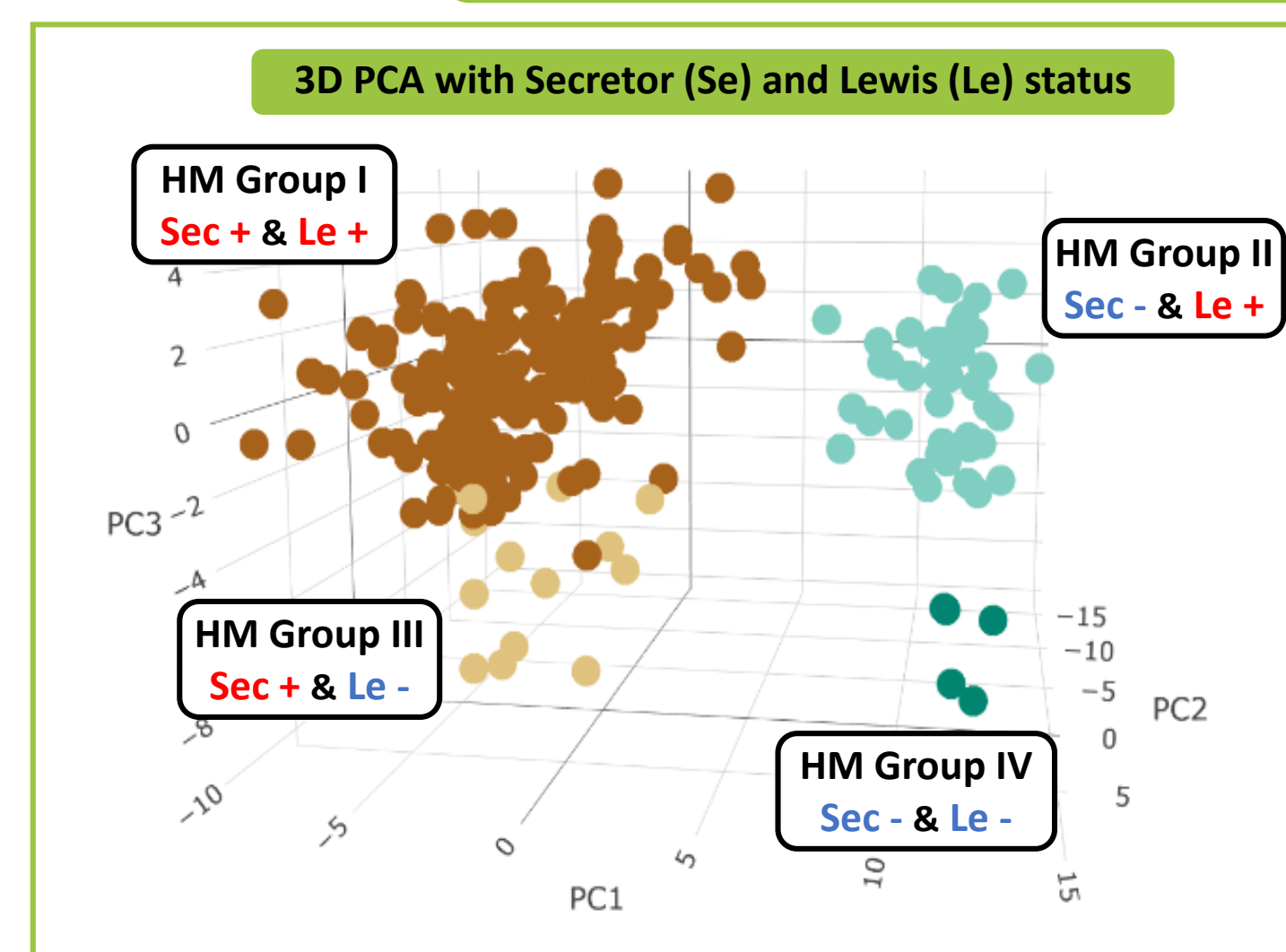
Preliminary analysis were run to define the best XCMS parameters adapted to HMO detection.

Results

Detection of 634 potential HMOs

- 20 610 features detected
- 1348 m/z ratios corresponding to potential HMOs
- 350 potential HMOs (⇔ 634 potential isomers) after selection criteria
 - 18 HMOs annotated based on pure standard (including 2'FL, LNFP I & LNFP II)
 - use of oligosaccharide fragmentation patterns needed in the next future for the others

Human Milk Groups in the EDEN cohort



Human Milk Groups	Prevalence	
	EDEN mothers	Oriol et al., 1986
Group I	72 %	69 %
Group II	19 %	20 %
Group III	7 %	9 %
Group IV	2 %	1 %

Conclusion

- Development of an automated R workflow dedicated to HMO detection from LC-HRMS mzML files
- Secretor & Lewis mother genotypes traced back from specific HMO composition (2'FL & LNFP II)

What's next?

- Finalization of HMO global milk composition in EDEN samples
- Assessment of influence of environmental factors on milk HMO composition & association between HMO composition and health outcomes in childhood
- Application of this HMO workflow on ELFE nationwide birth cohort