



HAL
open science

Bi-directional interactions between anti-seizure medications and gut microbial communities mediate host drug response

Zehra Esra Ilhan, Vincent Brochard, Catherine Philippe, Nicolas Lapaque, Stéphane Auvin, Patricia Lepage

► To cite this version:

Zehra Esra Ilhan, Vincent Brochard, Catherine Philippe, Nicolas Lapaque, Stéphane Auvin, et al.. Bi-directional interactions between anti-seizure medications and gut microbial communities mediate host drug response. 18th International Symposium on Microbial Ecology, ISME18, Aug 2022, Lausanne, Switzerland. hal-04338203

HAL Id: hal-04338203

<https://hal.science/hal-04338203>

Submitted on 12 Dec 2023

HAL is a multi-disciplinary open access archive for the deposit and dissemination of scientific research documents, whether they are published or not. The documents may come from teaching and research institutions in France or abroad, or from public or private research centers.

L'archive ouverte pluridisciplinaire **HAL**, est destinée au dépôt et à la diffusion de documents scientifiques de niveau recherche, publiés ou non, émanant des établissements d'enseignement et de recherche français ou étrangers, des laboratoires publics ou privés.

Bi-directional interactions between anti-seizure medications and gut microbial communities mediate host drug response

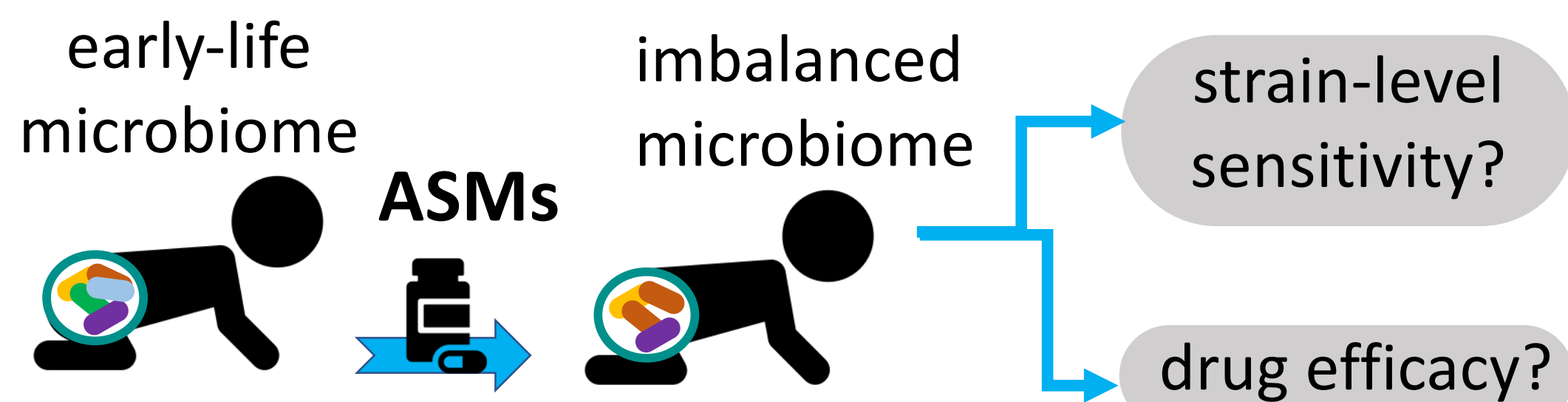
Zehra Esra Ilhan^a, Vincent Brochard^a, Catherine Philippe^a, Nicolas Lapaque^a, Stéphane Auvin^{b,c,d}, Patricia Lepage^a

^aUniversité Paris-Saclay, INRAE, AgroParisTech, Micalis Institute, Domaine de Vilvert, Jouy-en-Josas, 78350, France; ^bUniversité de Paris, INSERM NeuroDiderot, Paris, France; ^cAPHP, Robert Debré University Hospital, Pediatric Neurology Department, Paris, France; ^dInstitut Universitaire de France, (IUF), Paris, France



Background

Antiseizure medications (ASMs) fail to reduce symptoms of epilepsy in 1/3 of the children.
Early life microbiome is vulnerable to xenobiotics.
ASMs disturb early-life gut microbiome dynamics.

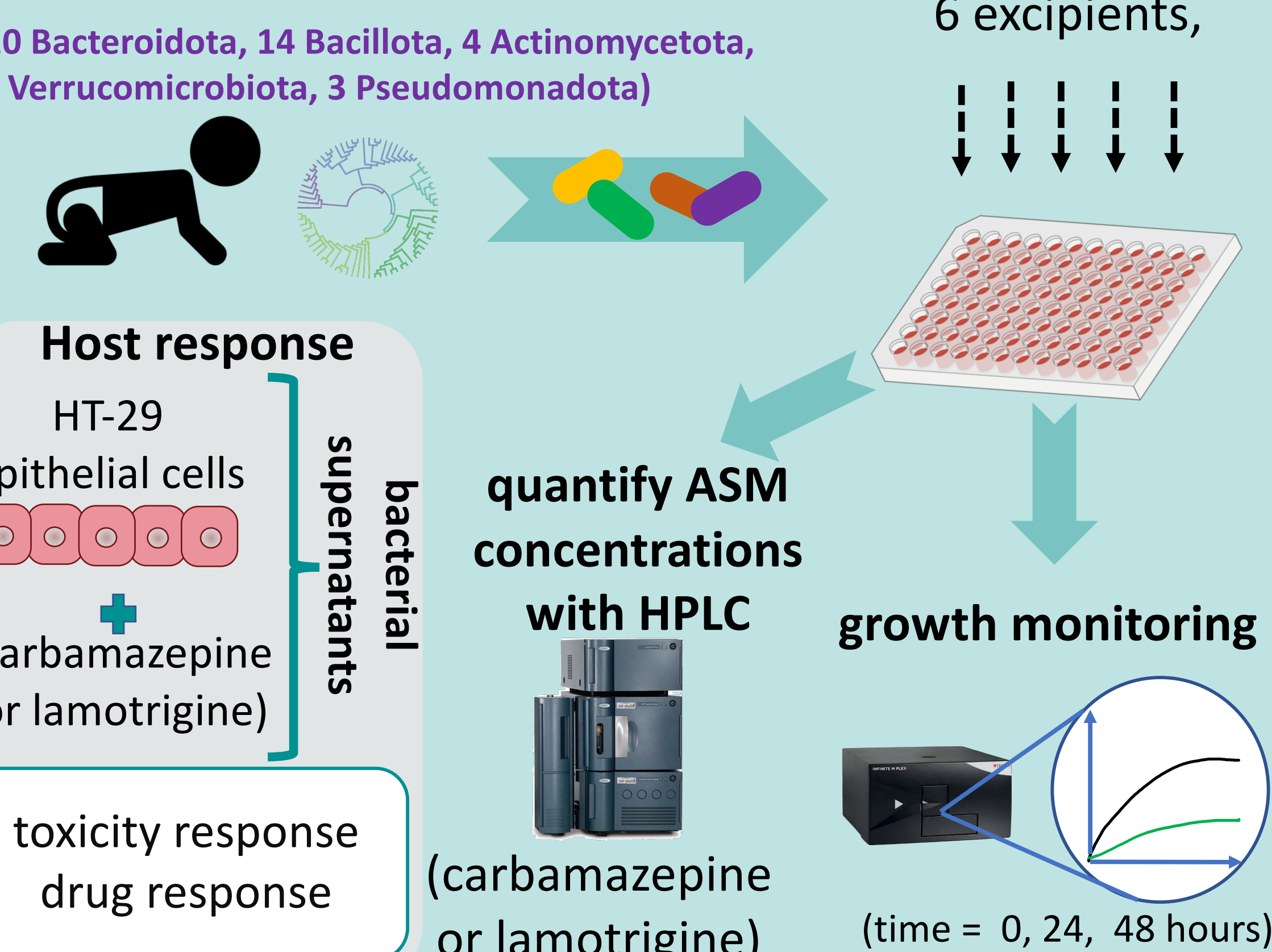


Objective

Dissect reciprocal interactions between the gut microbiome species and ASMs under *in-vitro* conditions.

Methods

Selection of the core children gut microbiome strains
(10 Bacteroidota, 14 Bacillota, 4 Actinomycetota, 1 Verrucomicrobiota, 3 Pseudomonadota)



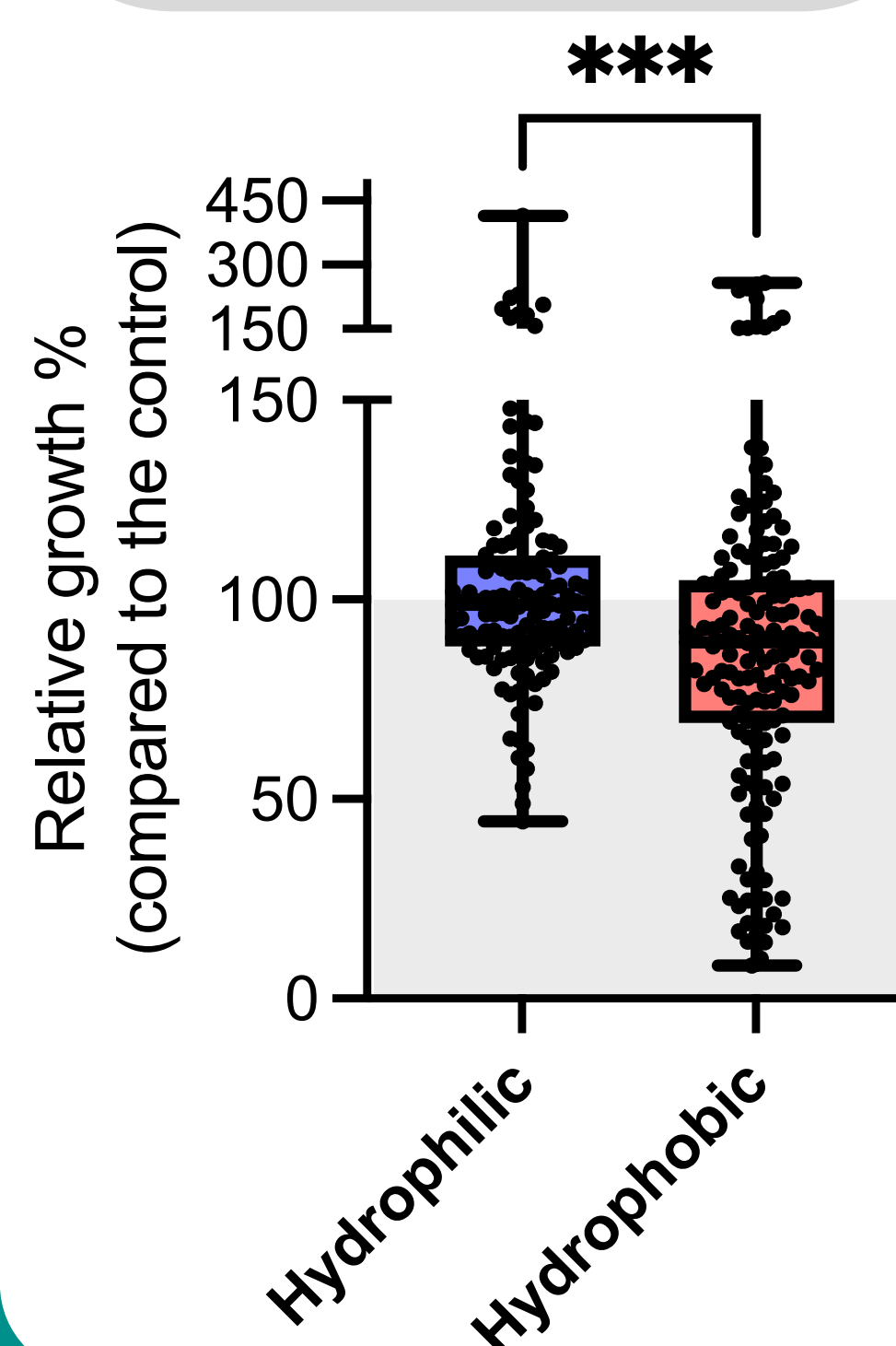
ASMs = Levetiracetam, Gabapentin, Valproate, Ethosuximide, Topiramate, Carbamazepine, Lamotrigine, Lacosamide, Phenytoin
Excipients = Methyl-paraben, Propyl-paraben, Acesulfame K, Maltitol, Sorbitol, Aspartame

Summary

- Hydrophobic ASMs were more inhibitory towards the growth of gut bacterial strains.
- Artificial sweeteners and parabens, positively and negatively impacted the growth of gut strains, respectively.
- Mixed microbial communities reduced the bioavailability of lamotrigine and carbamazepine (mechanisms under investigation).
- Host cells were impacted by ASMs and this effect could be modulated by gut bacterial supernatants (e.g. for drug resistance gene expression).

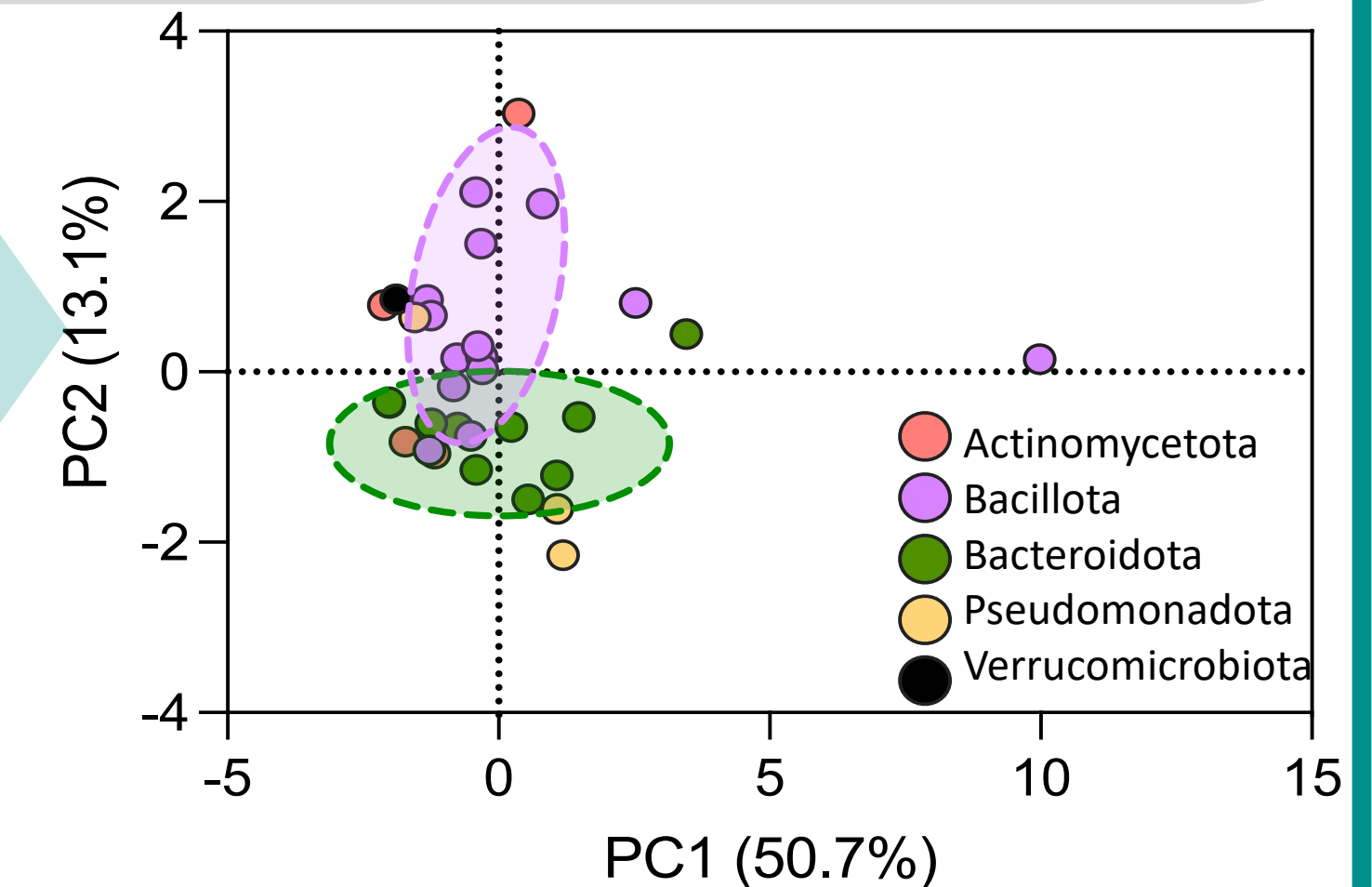
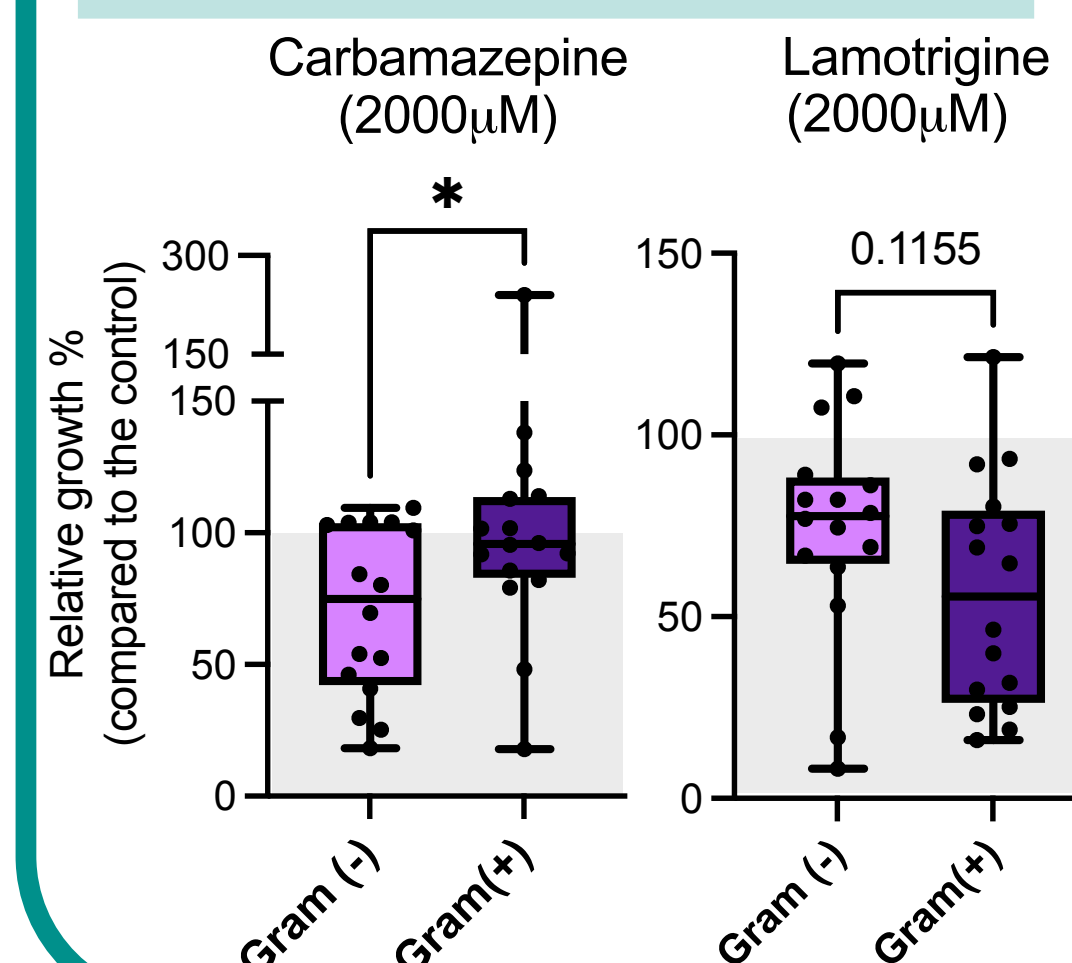
Results

Hydrophobic ASMs were more inhibitory towards gut strains.



Bacterial growth in presence of ASMs depended on bacterial physiology.

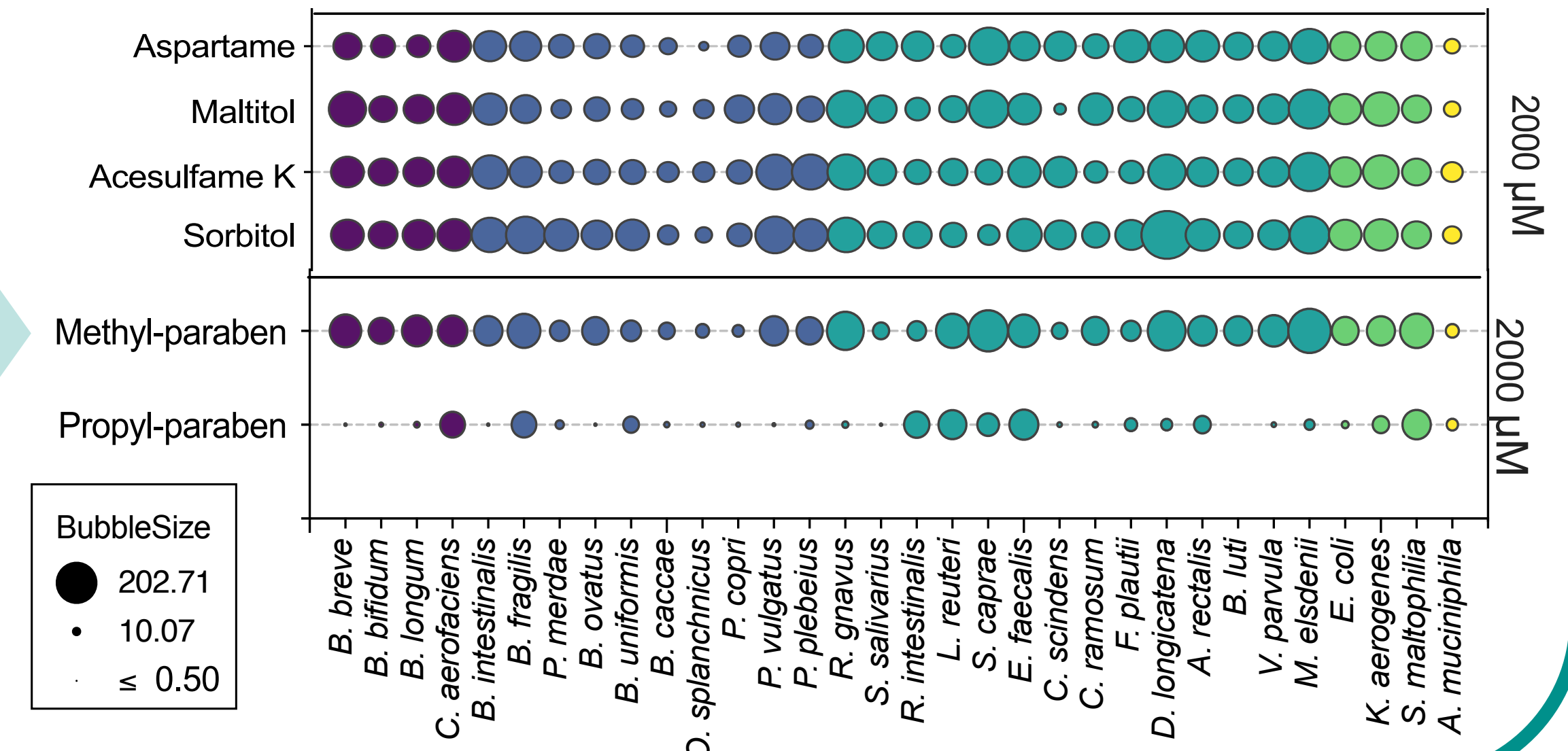
Bacillota and Bacteroidota species were differently impacted by the ASMs based on PCA analysis.



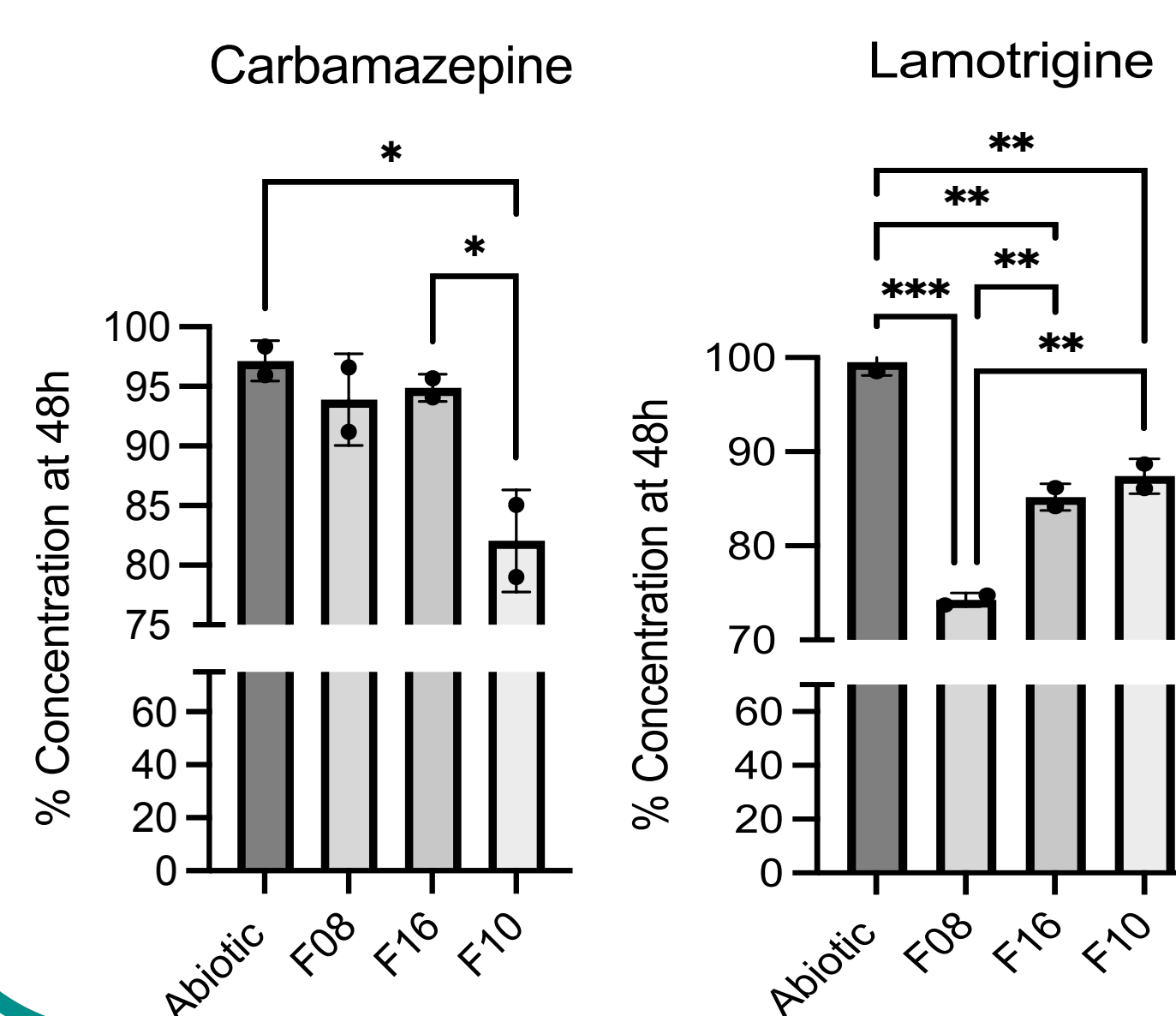
Carbamazepine and lamotrigine impaired the growth of Gr (-) and Gr (+) bacteria, respectively.

Drug excipients greatly influenced gut bacterial growth.

Propyl-paraben inhibited growth of 26 strains out of 32.
Sweeteners stimulated the growth of majority of the strains.



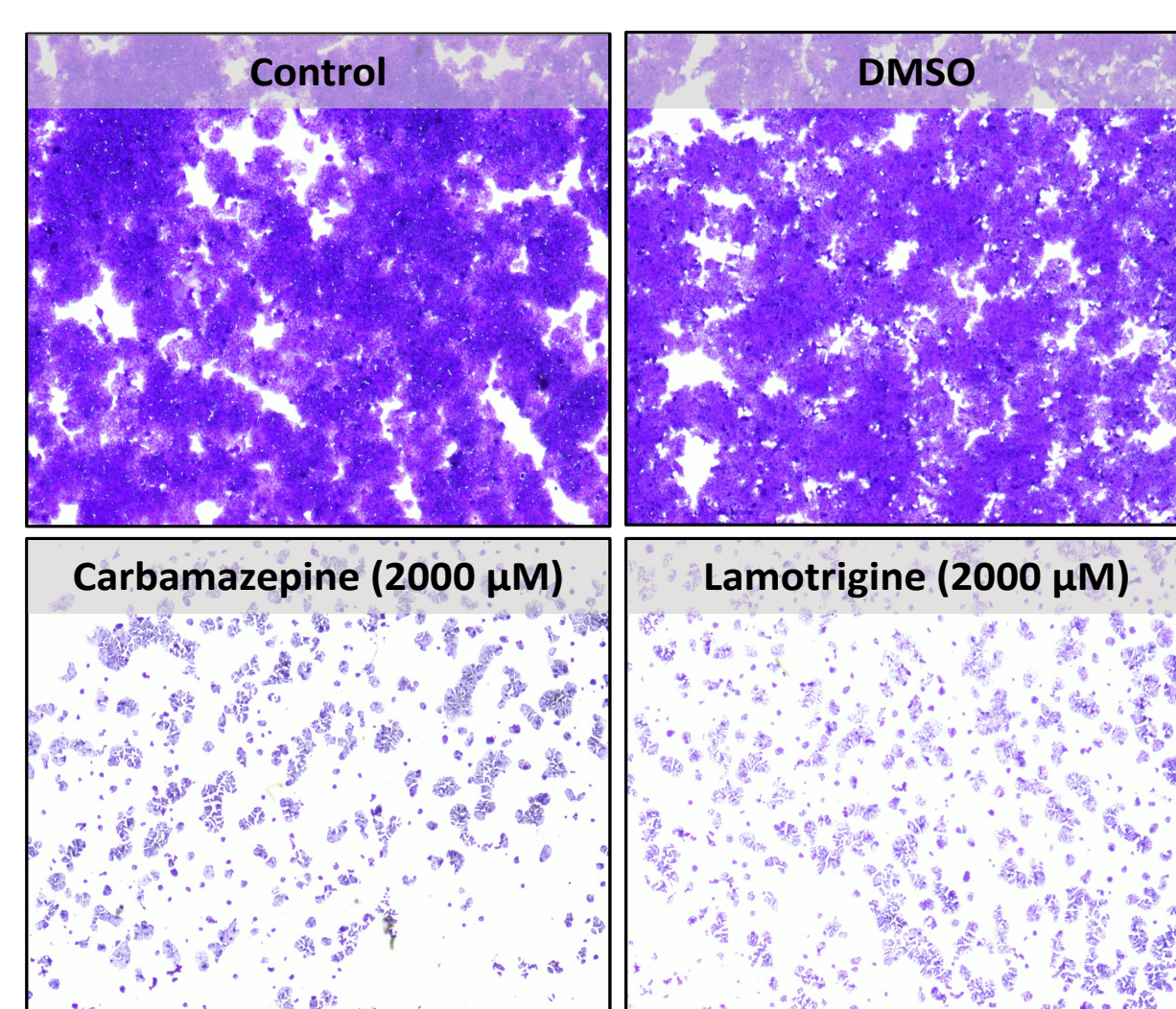
Gut microbiota reduces bioavailability of ASMs.



Feces-derived microbial communities reduced carbamazepine and lamotrigine concentration up to 26% (≈ 100 mM).

Inoculum composition had significant impact on the rate of carbamazepine and lamotrigine dissipation.

Carbamazepine and lamotrigine were toxic towards HT29 cells.



Supernatants of *B. longum* and mixed communities reduced carbamazepine-induced toxicity and drug resistance in host epithelial cells.

