



**HAL**  
open science

## Schéma MPFA symétrique pour le problème de Stokes

Andrew Peitavy, Eric Chénier, Christophe Le Potier, Erell Jamelot

► **To cite this version:**

Andrew Peitavy, Eric Chénier, Christophe Le Potier, Erell Jamelot. Schéma MPFA symétrique pour le problème de Stokes. FVCA10 - Finite Volumes for Complex Applications 10, Oct 2023, Strasbourg, France. hal-04336230

**HAL Id: hal-04336230**

**<https://hal.science/hal-04336230v1>**

Submitted on 11 Dec 2023

**HAL** is a multi-disciplinary open access archive for the deposit and dissemination of scientific research documents, whether they are published or not. The documents may come from teaching and research institutions in France or abroad, or from public or private research centers.

L'archive ouverte pluridisciplinaire **HAL**, est destinée au dépôt et à la diffusion de documents scientifiques de niveau recherche, publiés ou non, émanant des établissements d'enseignement et de recherche français ou étrangers, des laboratoires publics ou privés.

## NAVIER-STOKES EQUATIONS [1]

Find  $(\mathbf{u}(t), p(t)) \in \mathbf{H}_0^1(\Omega) \times L_0^2(\Omega)$  such that:

$$\begin{cases} \partial_t \mathbf{u} - \nu \Delta \mathbf{u} + (\mathbf{u} \cdot \nabla) \mathbf{u} + \nabla p = \mathbf{f}(t) \\ \operatorname{div} \mathbf{u} = 0 \\ \mathbf{u}(0) = \mathbf{u}_0 \end{cases}$$

Difficulties: unsteady, 3D, non linear, constrained.

- $\mathbf{u}$ : velocity of the fluid
- $\mathbf{f}$ : volumic external sources
- $\nu$ : kinematic viscosity
- $p$ : pressure / fluid density

Stokes problem:

Find  $(\mathbf{u}, p) \in \mathbf{H}_0^1(\Omega) \times L_0^2(\Omega)$  such that:

$$\begin{cases} -\nu \Delta \mathbf{u} + \nabla p = \mathbf{f} \\ \operatorname{div} \mathbf{u} = 0 \end{cases}$$

## TIME STEPPING SCHEME (SEMI-IMPLICIT CASE) [2]

Find  $(\underline{U}^{m+1}, \underline{P}^{m+1})$  such that:

$$\delta t^{-1} M(\underline{U}^{m+1} - \underline{U}^m) + K \underline{U}^{m+1} + L(\underline{U}^m) \underline{U}^{m+1} - B^T \underline{P}^{m+1} = \underline{F}^{m+1} \text{ and } B \underline{U}^{m+1} = 0.$$

1 **Prediction step:** Find  $\underline{U}^*$  such that

$$(M + K + L(\underline{U}^m)) \underline{U}^* = \underline{F}^{m+1} + \delta t^{-1} M \underline{U}^m + B^T \underline{P}^m \quad \text{GMRES}$$

2 **Pressure solver step:** Find  $\delta P$  such that

$$\begin{aligned} B M^{-1} B^T \delta P &= -\delta t^{-1} B \underline{U}^*, & \text{Cholesky or PCG} \\ \underline{P}^{m+1} &= \underline{P}^m + \delta P \end{aligned}$$

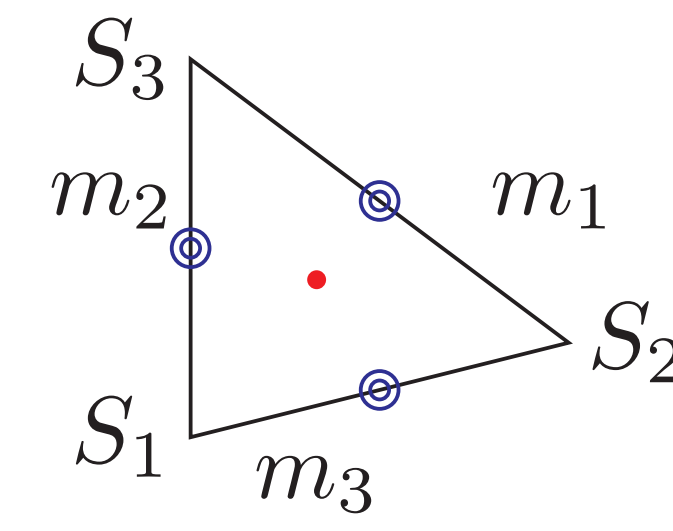
3 **Correction step:** Find  $\underline{U}^{m+1}$  such that

$$\delta t^{-1} M \underline{U}^{m+1} = \delta t^{-1} M \underline{U}^* + B^T \delta P \quad \text{direct computation}$$

The mass matrix  $M$  is diagonal.

Relaxed Courant-Friedrichs-Levy condition vs explicit case.

## SPURIOUS VELOCITIES [3]

Non-conforming discretization  $P_{nc}^1 / P^0$ :

- Velocity dof ( $d$  per facet) and **pressure dof**.

- Non conforming FEM:  $\int_F [\mathbf{v}_h] = 0$ .

Let  $\mathbf{f} = \nabla \varphi$ ,  $\varphi \in L_0^2(\Omega) \cap H^1(\Omega)$ .Solution to Stokes pb:  $(\mathbf{u}, p) = (0, \varphi)$ .

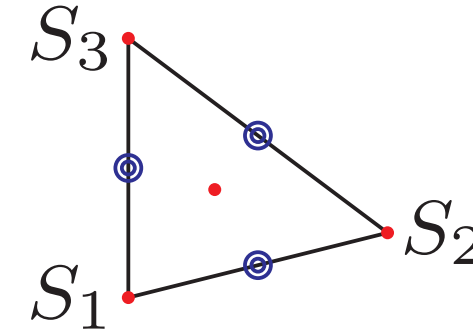
$$\int_{\Omega} \mathbf{f} \cdot \mathbf{v}_h = - \sum_{T \in \mathcal{T}_h} \int_T \varphi \operatorname{div} \mathbf{v}_h + \sum_{F \in \mathcal{F}_h} \int_F \varphi [\mathbf{v}_h] \cdot \mathbf{n}_F$$

Second term  $\rightarrow$  numerical source.

## IMPROVEMENTS [3, 4, 5, 6]

- Increase the ndof of the pressure (TrioCFD):

$$P_{nc}^1 - P^0 P^1$$



Triangle

If  $\mathbf{f} = \nabla \varphi$ ,  $(\mathbf{u}, p) = (0, \varphi)$ ,  $\varphi \in P^k$ :

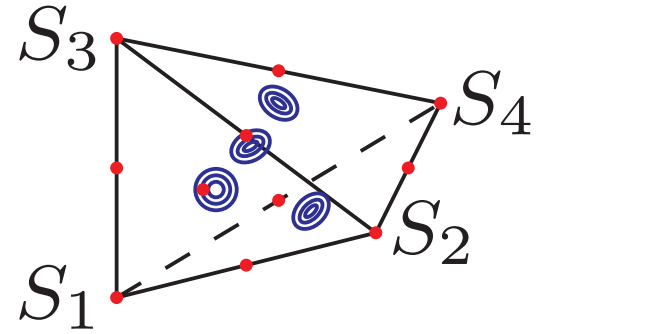
$$\|\mathbf{u}_h\|_h \lesssim h^{2d-1}/\nu, \quad \|p - p_h\|_0 \lesssim h^2.$$

- $P_{nc}^1 - P^0 P^1 P^a$ : too many dof.

- $\mathbf{H}(\operatorname{div})$ -conforming projection

- Modify  $F$ ,  $M$  and  $L(\underline{U}^m)$ .

$$P_{nc}^1 - P^0 P^1 P^a$$



Tetrahedra

## MULTIPLE POINTS FLUX APPROX. [7]

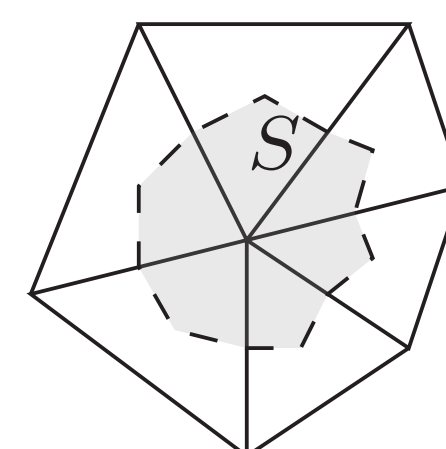
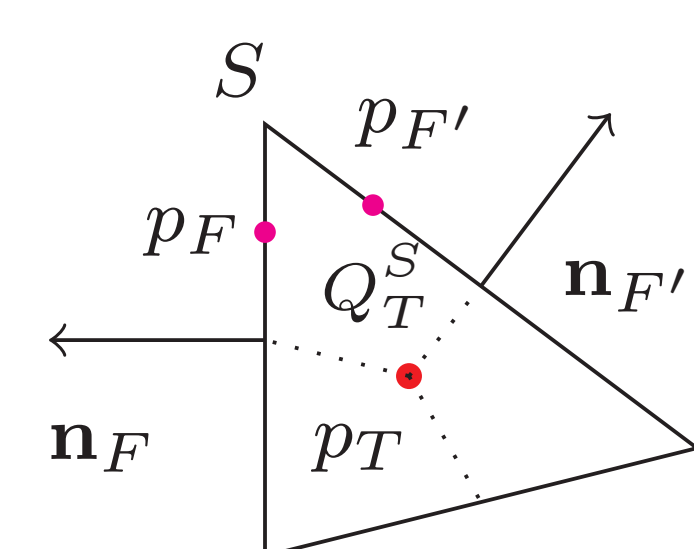
- Scheme for gradient: approached by  $G_h$
- Add auxiliary unknowns  $(p_F)_{F \in K_S}$  (2 per edges).
- Evaluate  $G_h(p_T)$ ,  $p_T = \mathbb{1}_T$ . **Modify B.**

$$G_h(p_T)|_{Q_{T'}^S} = \frac{3}{2|T'|} \sum_{F|S \in F} (p_F - p_T) \mathbf{n}_F^{T'}.$$

- Continuity conditions to compute  $(p_F)_{F \in Q^S}$ :

 $Q^S = \cup_T Q_T^S$  (in gray, right picture):

$$[G_h(p_h)] \cdot \mathbf{n}_F = 0.$$



- Substitute the  $p_F$  in the system, with  $p_T$  and previous systems.

- Boundary Condition: To eliminate the  $(p_F)_{F \in K_S^b}$  on the boundary, we use Neumann/Dirichlet condition.

- Properties: Applied to the laplacian problem :

- exact gradient for affine function
- converge with similar assumptions of P1 F.E.M.
- one additional EOC for the pressure if the velocity is affine

- Stokes: Applied MPFA on the pressure gradient with Crouzeix-Raviart element for the velocity :

$$\int_{\Omega} \mathbf{v} \cdot \nabla q \simeq \sum_{T \in \mathcal{T}_h} \sum_{Q \in \mathcal{Q}_h(T)} \int_Q \mathbf{v}_h \cdot G_h(q_h)$$

## MPFA DISCRETIZATION FOR THE GRADIENT OF PRESSURE ON THE NAVIER-STOKES PROBLEM

- System :

$$\begin{pmatrix} A & G_{int} & G_{bd} \\ D & 0 & 0 \end{pmatrix} \begin{pmatrix} U \\ P_{int} \\ P_{bd} \end{pmatrix} = \begin{pmatrix} RHS \\ 0 \end{pmatrix}$$

with:

$$(A_{\phi})_{FF'} := \sum_{K \in \mathcal{T}_h} \int_K \nabla \phi_F \cdot \nabla \phi_{F'},$$

$$(D^{\alpha})_{FT} := \sum_{K \in \mathcal{T}_h} \int_K \psi_T^{int} \operatorname{div}(\phi_F \mathbf{e}_{\alpha}),$$

$$(G_{int}^{\alpha})_{TF} := \sum_{K \in \mathcal{T}_h} \int_K \phi_F G_h(\psi_T^{int}) \cdot \mathbf{e}_{\alpha},$$

$$(G_{bd}^{\alpha})_{fF} := \sum_{K \in \mathcal{T}_h} \int_K \phi_F G_h(\psi_f^{bd}) \cdot \mathbf{e}_{\alpha}.$$

-  $J_F = \{1, \dots, N_F\}$ ,  $F, F' \in J_F$  -  $J_T = \{1, \dots, N_T\}$ ,  $T \in J_T$ -  $J_{fb} = \{1, \dots, 2N_{Fb}\}$ ,  $f \in J_{fb}$  -  $(\mathbf{e}_{\alpha})_{\alpha \in \{x, y\}}$  Orthonormal basis.- Velocity basis:  $(\phi_F \mathbf{e}_{\alpha})_{F \in J_F}$  - Pressure basis  $(\psi_T^{int})_{T \in J_T}$  and  $(\psi_f^{bd})_{f \in J_b}$ - To determine  $P_{bd}$ : we reinforce the zero divergence condition by :

1. Using velocity boundary conditions: Add velocity unknowns on the boundary and use them to reformulate the mass conservation on each border triangle.

2. Constraining the velocity space on the boundary : Let T on the boundary,

$$F \subset \Omega^{\circ}, q_1 \in P^1(T), \int_F [\phi_F \mathbf{e}_{\alpha}] q_1 = 0$$

3. Using approximate Neumann conditions for pressure :  $\int_f G_h(p_T) \cdot \mathbf{n}_{\partial \Omega} = \int_f \mathbf{f} \cdot \mathbf{n}_{\partial \Omega}$

**Rq:** Solutions 1 and 2 impose a mesh restriction. Two different triangles having a face on the boundary cannot share a face.

- Stokes:  $1/h = 20$ ,  $\mathbf{u}$  sine function,  $p$  affine function, 2D

		$P_{nc}^1 - P^0$	MPFA	TrioCFD
Re 10	$\varepsilon_0(\mathbf{u}_h)$	$2.8 \times 10^{-2}$	$2.6 \times 10^{-2}$	$2.5 \times 10^{-2}$
	$\varepsilon_0(p_h)$	$1.3 \times 10^{-1}$	$2.6 \times 10^{-1}$	$1.4 \times 10^{-1}$
Re 100	$\varepsilon_0(\mathbf{u}_h)$	$8.7 \times 10^{-2}$	$2.6 \times 10^{-2}$	$2.5 \times 10^{-2}$
	$\varepsilon_0(p_h)$	$7.7 \times 10^{-2}$	$2.6 \times 10^{-2}$	$1.4 \times 10^{-2}$

\*we denote:  $\varepsilon_0(\mathbf{u}_h) := \|\mathbf{u} - \mathbf{u}_h\|_{L^2(\Omega)}$ ,  $\varepsilon_0(p_h) := \|p - p_h\|_{L^2(\Omega)}$ 

- Navier-Stokes,  $\mathbf{u}, p$  sine functions (Green-Taylor Vortex, Re=100, 2D)

	$1/h$	$P_{nc}^1 - P^0$	MPFA	TrioCFD
$\varepsilon_0(\mathbf{u}_h)$	20	$8.29 \times 10^{-2}$	$2.71 \times 10^{-2}$	$1.11 \times 10^{-2}$
	40	$2.16 \times 10^{-2}$	$6.46 \times 10^{-3}$	$2.86 \times 10^{-3}$
$\varepsilon_0(p_h)$	20	$1.62 \times 10^{-1}$	$6.26 \times 10^{-2}$	$5.65 \times 10^{-2}$
	40	$6.89 \times 10^{-2}$	$2.85 \times 10^{-2}$	$2.69 \times 10^{-2}$

## REFERENCES

- [1] V. Girault, P.-A. Raviart, *Finite element methods for Navier-Stokes equations*, Springer Series in Computational Mathematics, 5, Springer Verlag, Berlin, 1986.
- [2] R. Temam, *Une méthode d'approximation de la solution des équations de Navier-Stokes*, Bulletin de la S. M. F., 96, 1968.
- [3] Ph. Emonot, *Méthode de volumes éléments finis : applications aux équations de Navier-Stokes et résultats de convergence*, PhD, Université Lyon I, 1992.
- [4] S. Heib, *Nouvelles discrétisations non structurées pour des écoulements de fluides à incompressibilité renforcée*, PhD, Université Paris 6, 2003.
- [5] T. Fortin, *Une méthode éléments finis à décomposition  $L^2$  d'ordre élevé motivée par la simulation d'écoulement diphasique bas Mach*, PhD, Université Paris 6, 2006.
- [6] A. Linke, *On the Role of the Helmholtz-Decomposition in Mixed Methods for Incompressible Flows and a New Variational Crime*, CMAME, 268, 2014.
- [7] C. Le Potier, *Finite volume monotone scheme for highly anisotropic diffusion operators on unstructured triangular meshes*, CRAS Paris Ser.I. 341, 2005.