



Introduction of a Magneto-Elastic Constitutive Law in COMSOL Multiphysics® for the Numerical Simulation of a Magneto-Mechanical Characterization Setup

Laurent Santandrea, Eric Wasniewski, Laurent Daniel

► To cite this version:

Laurent Santandrea, Eric Wasniewski, Laurent Daniel. Introduction of a Magneto-Elastic Constitutive Law in COMSOL Multiphysics® for the Numerical Simulation of a Magneto-Mechanical Characterization Setup. Comsol Conference 2023 MUNICH, Oct 2023, Munich (Allemagne), France. hal-04330123

HAL Id: hal-04330123

<https://hal.science/hal-04330123>

Submitted on 7 Dec 2023

HAL is a multi-disciplinary open access archive for the deposit and dissemination of scientific research documents, whether they are published or not. The documents may come from teaching and research institutions in France or abroad, or from public or private research centers.

L'archive ouverte pluridisciplinaire **HAL**, est destinée au dépôt et à la diffusion de documents scientifiques de niveau recherche, publiés ou non, émanant des établissements d'enseignement et de recherche français ou étrangers, des laboratoires publics ou privés.

Use of a magneto-elastic constitutive law for modelling a magneto-mechanical characterization setup

External C function is used to introduce a magneto-elastic constitutive law to define the characterized material behavior.

Laurent Santandréa⁽¹⁾, Eric Wasniewski⁽²⁾, Laurent Daniel⁽¹⁾

(1) Université Paris-Saclay, CentraleSupélec, CNRS, Sorbonne Université, Laboratoire de Génie Electrique et Electronique de Paris, 91192, Gif-sur-Yvette, France

(2) CETIM Senlis, 60300 SENLIS, FRANCE

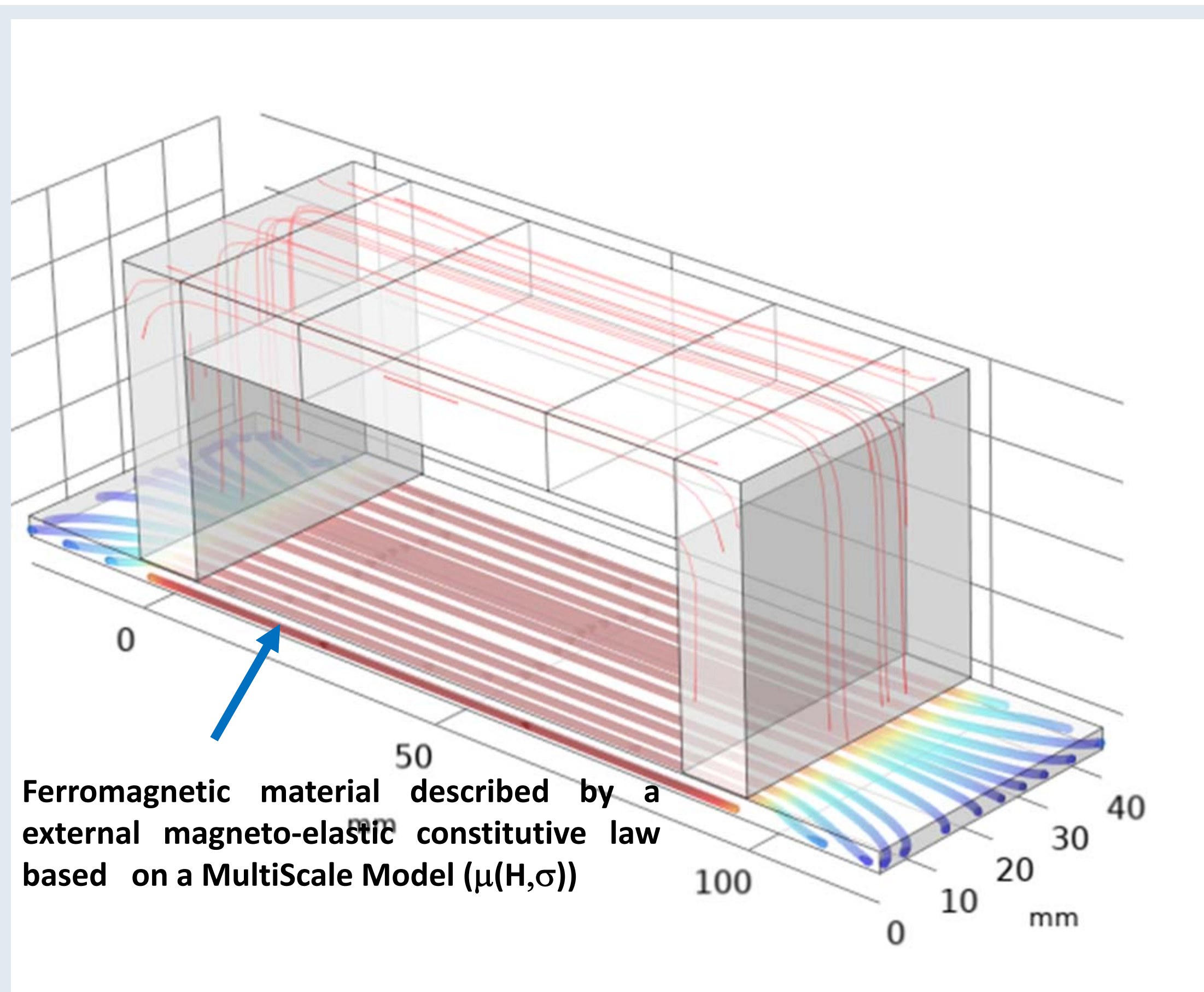


Figure 1 : magnetic flux line in the setup

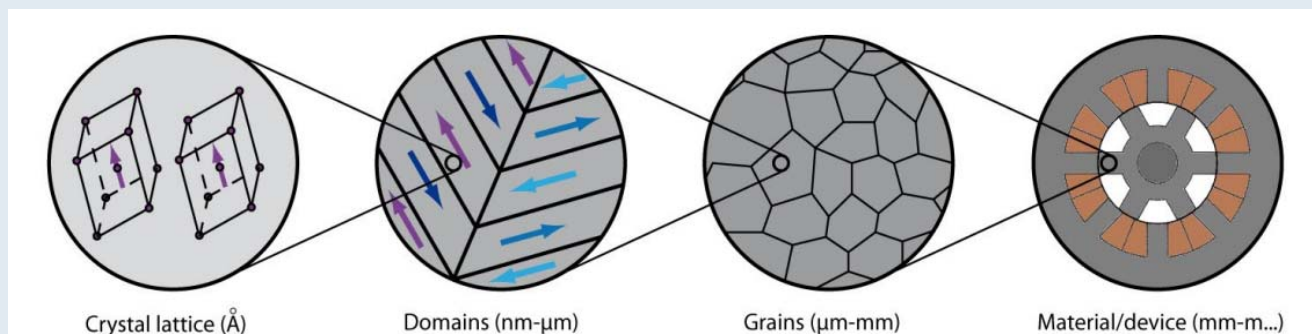


Figure 2 : Multi-Scale mechanism

Goal : Modelling of a ferromagnetic material characterization device in Comsol Multiphysics

- Geometry consists of a magnetic circuit exciting the ferromagnetic sample to be characterized
- Stationary study low-frequency 3D model is used (AC/DC Module) with a Scalar potential magnetic formulation (magnetic field and no current formulation) (MFNC)
- To define the characterized ferromagnetic material behaviour a magneto-elastic constitutive law must be used which relates the induction magnetic field \mathbf{B} to the electromagnetic field \mathbf{H} and a stress state σ . Solving the problem requires a non-linear process

$$\mathbf{B} = \mu(\mathbf{H}, \sigma)\mathbf{H}$$

Comsol Multiphysics Modelling

Model used

- **Magnetic Field, No Current (MFNC) which provides H**
- **Stationary study**

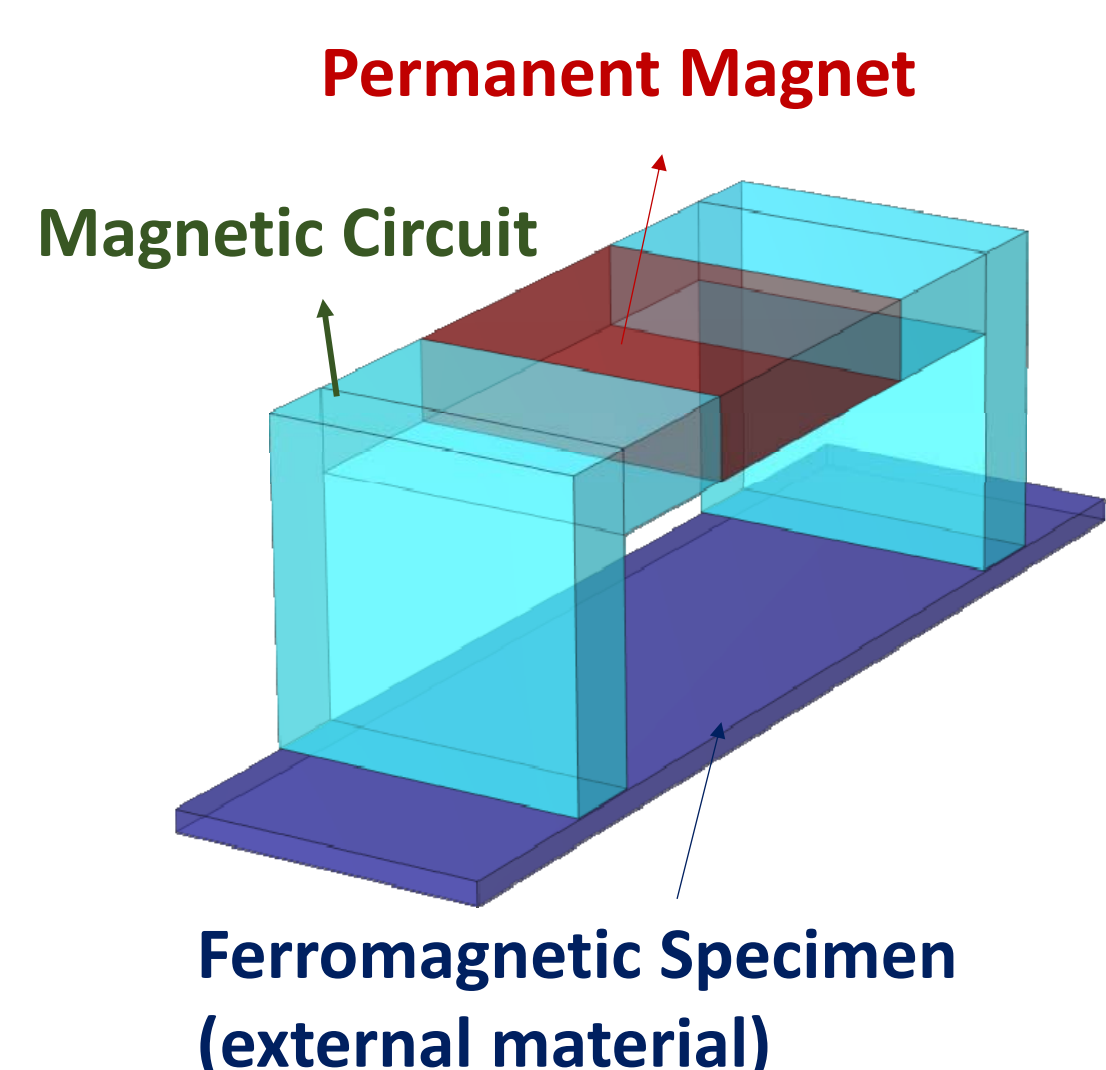


FIGURE 3 : Geometry of the Characterization device

External Material definition

- Definition of an external material in Comsol Multiphysics
- Definition of C external function implementing the Multi-Scale Model
 - **Input** : magnetic Field \mathbf{H} , Stress along X axis and Y axis
 - **Output** : Induction magnetic \mathbf{B} field and the components jacobian Matrix $\frac{\partial B_i}{\partial H_j}$ with $i,j=1,2,3$
- Use of this external material in magnetic flux conservation settings window

MultiScale Model Principle

MultiScaleModel (MSM) : In this behavioural model, the material is treated as a set of magnetic domain families. Each magnetic domain family α is defined by its magnetization M_α and its magnetostriction strain ϵ_α . The MSM is based on a free energy balance at the magnetic domain scale. The free energy is written as

$$W_\alpha = \underbrace{-\mu_0 \cdot H_\alpha \cdot M_\alpha}_{\text{Magnetic Energy}} - \underbrace{\sigma : \epsilon_\alpha^\mu}_{\text{Elastic Energy}} - \underbrace{K(\alpha, \beta)^2}_{\text{Anisotropic Energy}}$$

The transition to the macroscopic scale is made by calculating the volume fraction of each domain family using a Boltzmann law.

$$f_\alpha = \frac{e^{(-A_s W_\alpha)}}{\int_\alpha e^{(-A_s W_s)}} \quad \text{to obtain the macroscopic magnetization} \quad \mathbf{M} = \langle \mathbf{M}_\alpha \rangle = \sum_\alpha \mathbf{M}_\alpha \cdot f_\alpha$$

The coefficients of the Boltzmann distribution are defined experimentally on an unstressed material. This constitutive law is introduced in the software by defining an external material in the dedicated menu (see fig 3) which allows to import the dynamic C library.

Results

The figure 4 left gives a constant uniform relative magnetic permeability $\mu_r(\mathbf{H}, \sigma)$ in the specimen.

The figure 4 (middle) and the figure 4 (right) show the μ_r variation when a stress state is applied (250 MPa along the x-axis). It can be observed that in the compressive case $\mu_r(\mathbf{H}, \sigma)$ increases between the poles where as in the tensile case $\mu_r(\mathbf{H}, \sigma)$ decreases.

These results are consistent with the magneto-elastic behavior of ferromagnetic materials.

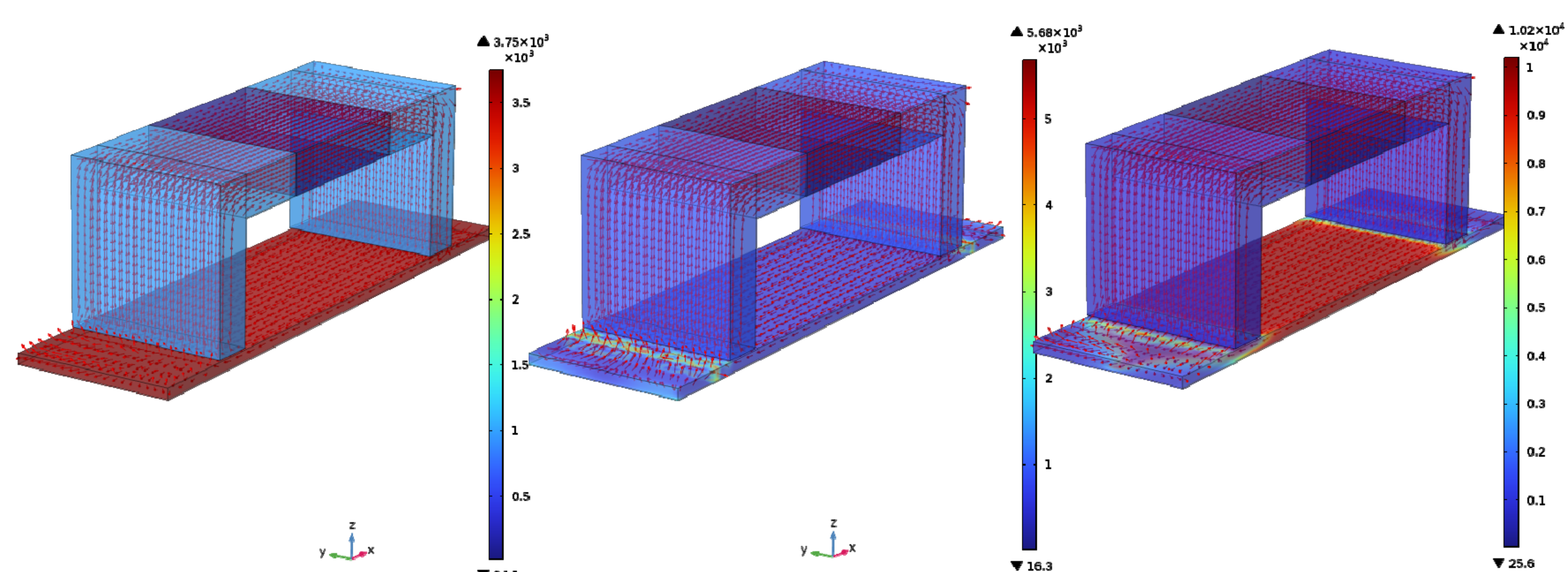


Figure 4 : Relative magnetic permeability map and magnetic induction field

left : no stress – middle : compressive stress – right : tensile stress

REFERENCES

L. Bernard and L. Daniel, "Effect of Stress on Magnetic Hysteresis Losses in a Switched Reluctance Motor: Application to Stator and Rotor Shrink Fitting," in *IEEE Transactions on Magnetics*, vol. 51, no. 9, pp. 1-13, Sept. 2015, Art no. 7002513, doi: 10.1109/TMAG.2015.2435701.

