



HAL
open science

miCampoApp: A Participatory Research Tool for Agroecology

Stephane Dupas, Cesar Alejandro Antolinez

► **To cite this version:**

Stephane Dupas, Cesar Alejandro Antolinez. miCampoApp: A Participatory Research Tool for Agroecology. *International Journal of Agricultural Sciences and Technology*, 2023, 3 (1), pp.1 - 9. 10.51483/ijagst.3.1.2023.1-9 . hal-04327809

HAL Id: hal-04327809

<https://hal.science/hal-04327809>

Submitted on 6 Dec 2023


HAL is a multi-disciplinary open access archive for the deposit and dissemination of scientific research documents, whether they are published or not. The documents may come from teaching and research institutions in France or abroad, or from public or private research centers.

L'archive ouverte pluridisciplinaire **HAL**, est destinée au dépôt et à la diffusion de documents scientifiques de niveau recherche, publiés ou non, émanant des établissements d'enseignement et de recherche français ou étrangers, des laboratoires publics ou privés.



International Journal of Agricultural Sciences and Technology

Publisher's Home Page: <https://www.svedbergopen.com/>



Research Paper

Open Access

miCampoApp: A Participatory Research Tool for Agroecology

Stephane Dupas^{1,2*}  and Cesar Alejandro Antolinez¹ 

¹Université Paris-Saclay, CNRS, IRD, UMR Évolution, Génomes, Comportement et Écologie, 91198, Gif-sur-Yvette, France.

²Departamento de Ciencias Biológicas, Universidad de Los Andes, Bogota, Colombia. E-mail: Stephane.Dupas@ird.fr

Article Info

Volume 3, Issue 1, May 2023

Received : 08 December 2022

Accepted : 14 April 2023

Published : 05 May 2023

doi: [10.51483/IJAGST.3.1.2023.1-9](https://doi.org/10.51483/IJAGST.3.1.2023.1-9)

Abstract

Agroecology, defined as the ecological science of food production is also as practical approach to design food production systems based on local concerted solutions that aim to promote synergy among the diversity of human and non human food systems elements. These two facets makes agroecology a good candidate for participatory research. Information technology should help using this information for the production of structured scientific knowledge. In this respect, there is a need for information technology that is adaptive to encompass the diversity of within and between systems and that provide benefit to farmers that feed it with data. We present MiCampoApp, a webapp that aims to join participatory research and certification in agroecology, with two roles, the farmer and the administrator. The idea to join participatory research for decision support with certification for market differentiation in single system is that much of the certification data harbors information for scientific research, and this incentivize data collection for the interest of the farmer and the community. The administrator create a model for data collection in order to solve a research question of interest for a communities or to produce traceability information to feed participatory guarantee system in a community. The farmer collects information using simple icons and produces traceability pages for research or certification purposes.

Keywords: *Agroecology, Participatory research, Web application, Traceability*

© 2023 Stephane Dupas and Cesar Alejandro Antolinez. This is an open access article under the CC BY license (<https://creativecommons.org/licenses/by/4.0/>), which permits unrestricted use, distribution, and reproduction in any medium, provided you give appropriate credit to the original author(s) and the source, provide a link to the Creative Commons license, and indicate if changes were made.

1. Introduction

Agroecology, is a discipline and a movement (Wezel *et al.*, 2009). As a discipline is can be defined as the ecological science of food production (Francis *et al.*, 2003). Agroecology is also a movement and a set of principles of action aiming to drive the transformation of food system toward sustainability (Wezel *et al.*, 2009). Among its principles of action is the choice to build concerted solutions, promoting diversity and synergy among ecosystem components, based on local observations and knowledge (FAO, 2018). Agroecological diversification and local solutions therefore harbors high value in terms of participatory research on agroecosystems components and their inter- actions. Yet putting together this knowledge and the diversity of local solutions, and testing agroecological hypotheses regarding synergies and diversity requires organizing a common agroecological dataset (FAO, 2019). There is however a lack of traceability

* Corresponding author: Stephane Dupas, Departamento de Ciencias Biológicas, Universidad de Los Andes, Bogota, Colombia. E-mail: Stephane.Dupas@ird.fr

of agroecological practices (Warner, 2008). This lack of traceability is not only a problem for science, it is a problem of market differentiation. Agroecology local solutions do not necessarily meet certification standards, and costs of standard certification are unaffordable in particular for low income farmers (FAO, 2007; Altieri and Nicholls, 2008; IFAD-ORG, 2004). Agroecology to the difference of organic agriculture is not a production system but a set of principles to build cooperative diversified and resilient food systems. It is therefore difficult to standardize data to be collected to certify agroecological farms and products. In order to make certification and traceability more affordable to small holder, and to assess agroecology principles, participatory guarantee systems have been promoted (FAO, 2018) and developed from users, based on sharing ethical values and certifying by the active participation among farmers or between farmers and consumers rather than indirectly and independently form third party company (Ponce and López, 2019). This partially reduces the cost of agroecology certification but still demands organizational costs. These two issues of participatory research and market differentiation agroecology can share the common objective of identifying indicator variables linked to sustainability of food systems. The possibility to collect and share information by the internet can be seen as an opportunity to address traceability problems (Karippacheril et al., 2017). Yet there is a need for information systems that allow a diversity of production and transformation, distribution and consumption models to be implemented and traced for market and research purposes. There is a need of a data platform able to adapt to each agroecological system and practices to combine agroecological principles and certification needs. We propose in this paper a web application, a generic tool that permits the user to develop its own data collection system with uploaded icons to simplify interface to be able to feed with participatory data that can be tagged and published in traceability web pages links for research evaluation and market differentiation. The app includes modules for sensors and prediction of risks (Dupas and Antolinez 2020).

1.1. Web App Functionalities

The web app exchanges information between tree user types, administrator that create models, the farmers and the public (Figure 1).

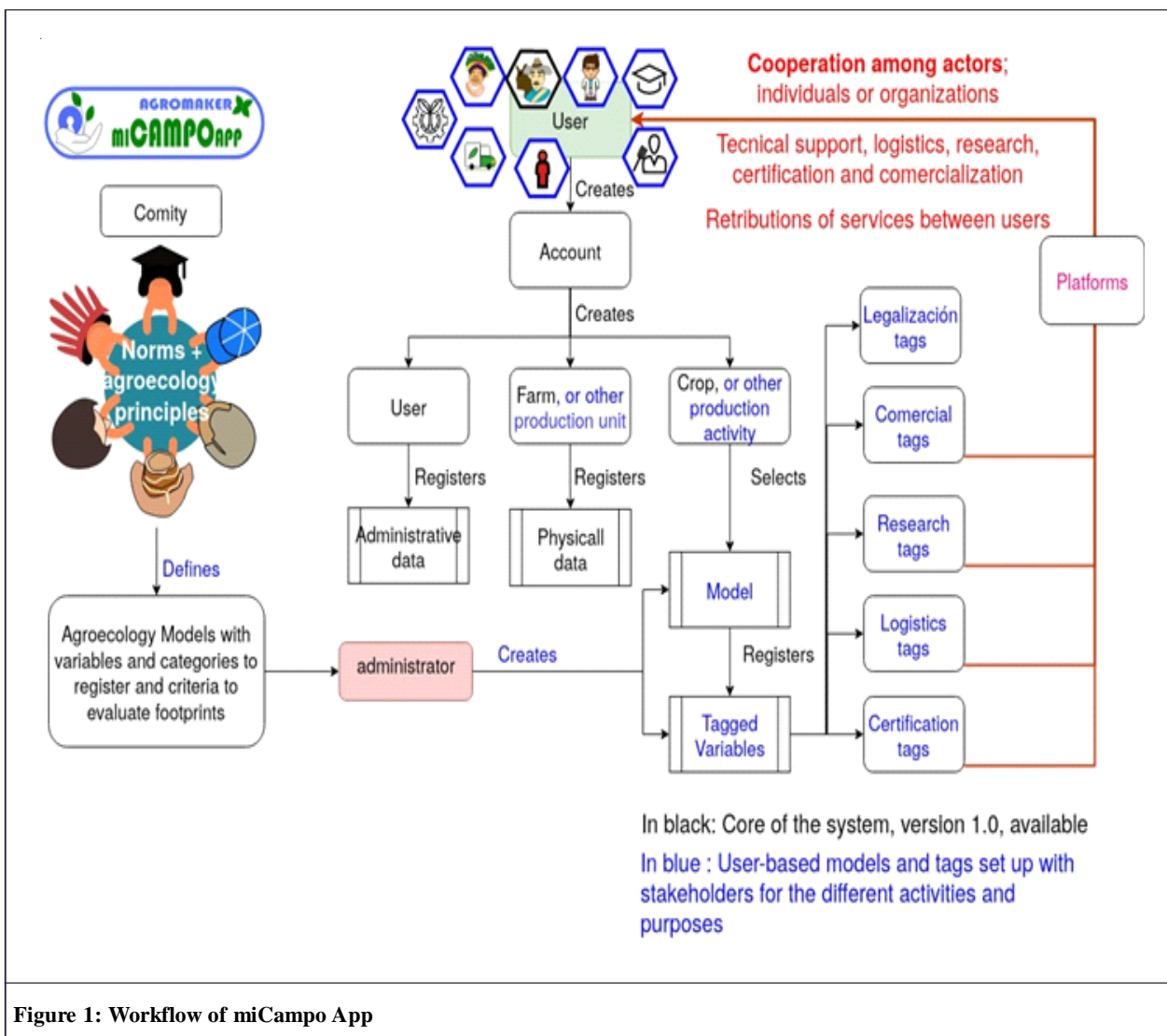


Figure 1: Workflow of miCampo App

1.1.1. Administrator Functionalities

The administrator (Figure 2) can log in to the home page

1. Edit profiles (Figure 2b).
2. Create models of sensors with the format of data transmission that can be used by users to connect IOTs to the system (Figure 2c, 2d).
3. Provide registered user administrator rôle (Figure 2b).
4. Activate or deactivate sensors registered by users (Figure 2c).
5. Create data models (“Cultivos”, Figure 2f), categories within data models (“categorias”, Figure 2g), and create variables within categories (Figure 2h). Available variable types are : Boolean, numeric, text, percent, range, categories selection, categories based on image selection, categories associated with quantities. Data models, categories, and variables are attributed simple icons uploaded to the system. The system count with a large number of icons that allow to represent agroecological information in its different dimensions of practices, crops (89 crops are graphically represented), farm characterization for certification, and crop pest and disease observations for research. Each variable is associated with help pages (links, images, text alimeted by administrator) to accompany users data collection.
6. Activate or deactivates variables and categories so that users can or cannot collect data for these variables (Figure 2h).
7. GenerateTAGs (“Etiquetas”) (Figure 2i) and add these tags in thevariable edition panel. TAGs are selection of variables that can be published as web pages by users for traceability purposes (research, or market differentiation).
8. Generate posts in the BLOG web pages for the system that can be used as help pages for users of the system. And activate or deactivate web pages of any user.

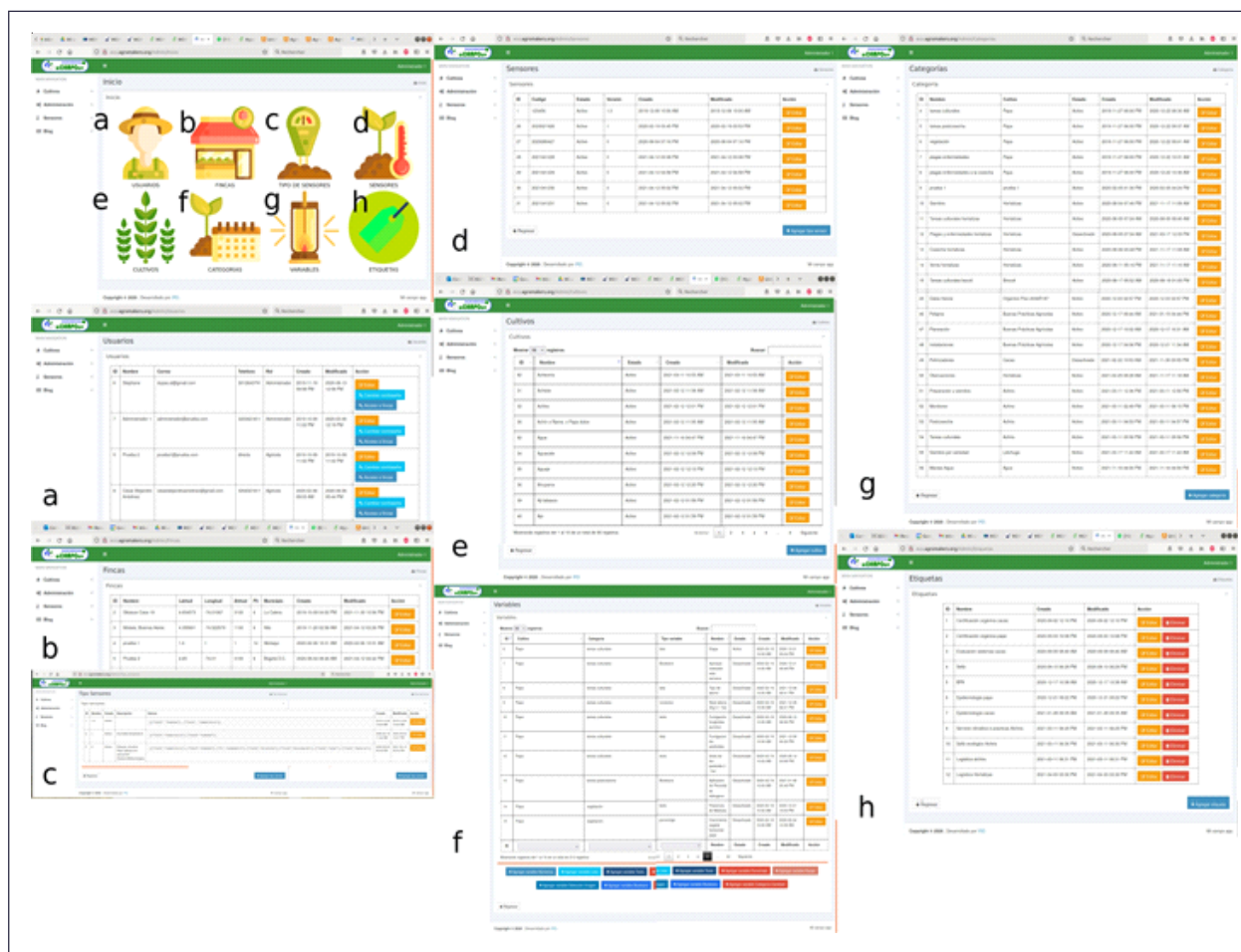


Figure 2: System Administration. The Letters Represent Hyperlinks – a. Home. Letters in Blue Encircled Represent Hyperlinks to the Subfigure Tagged by the Corresponding Letter. b. Users, c. Production Unit, d. Sensor Type Creation, e. Sensor Registering, f. Cycles, g. Categories Edition, h. Variables Edition, i. Label Edition

1.1.2. Farmer Functionalities

The farmer can

1. Register as user
2. Register and edit its production unit (“Finca”) (Figure 3).
3. Register and edit its functional units (“Parcela”) (Figure 4).
4. Visualize, edit and create (Figure 5) production cycles as defined as data models by administrator.

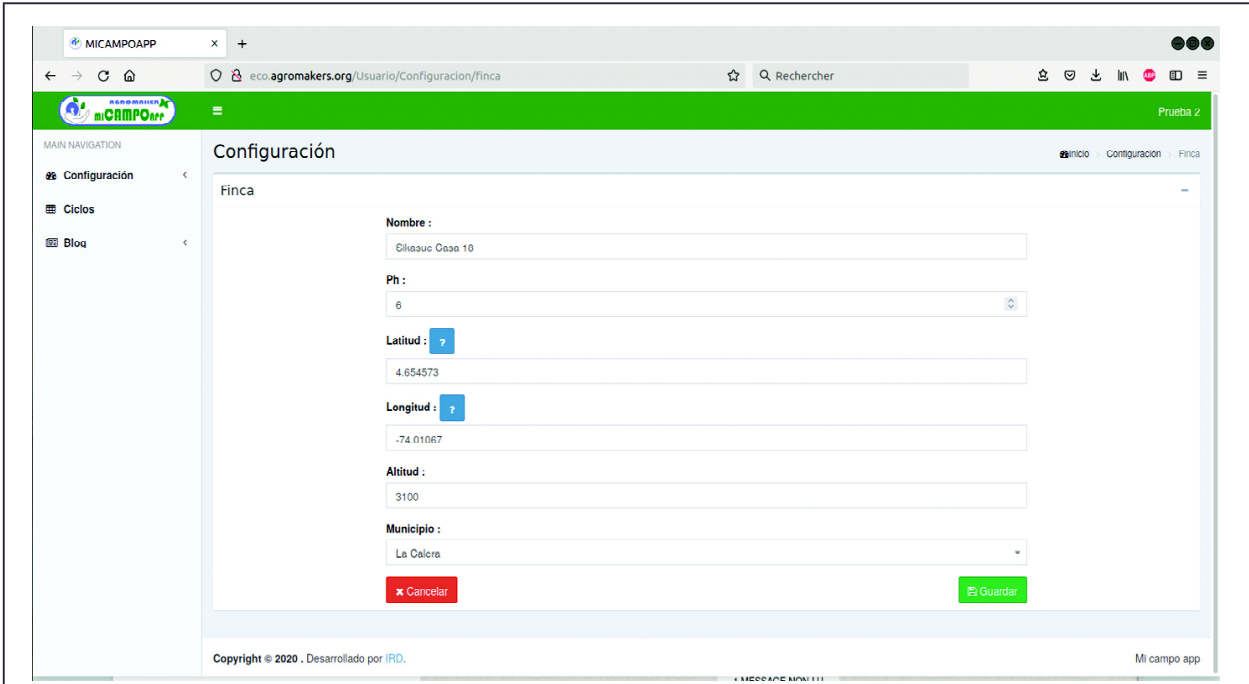


Figure 3: Production Unit (Finca) Registering

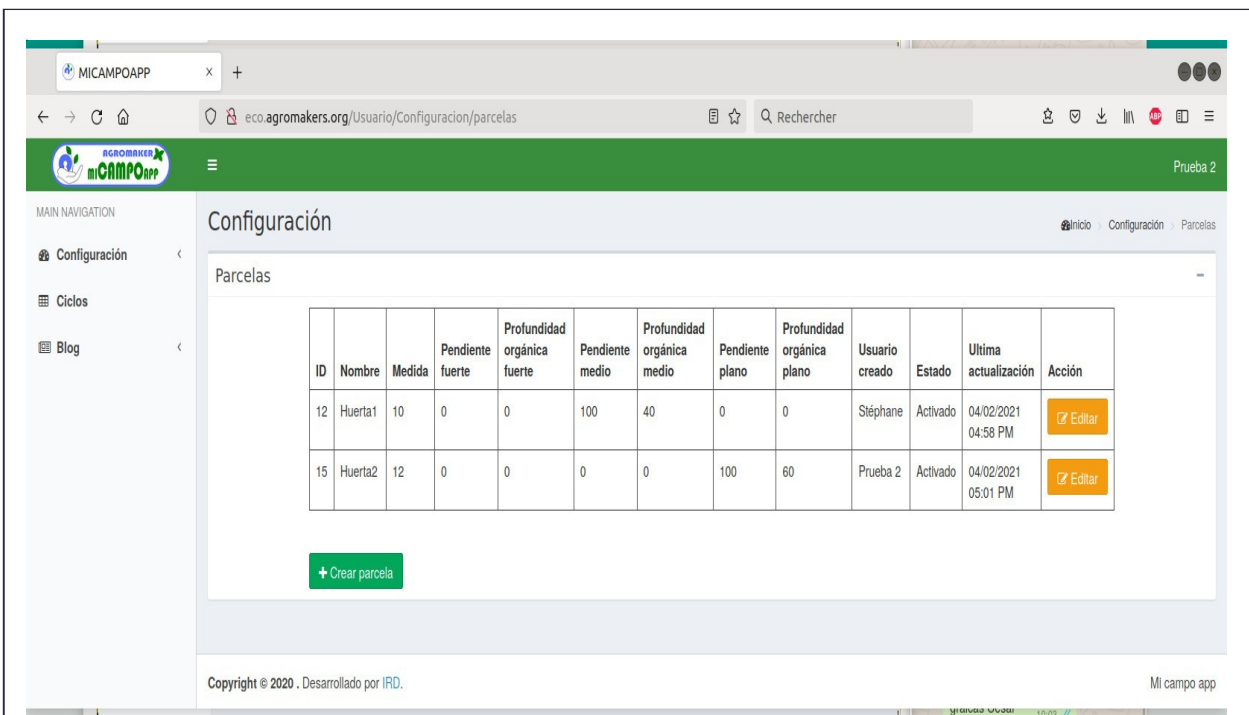


Figure 4: Functional Unit (Parcela) Registering

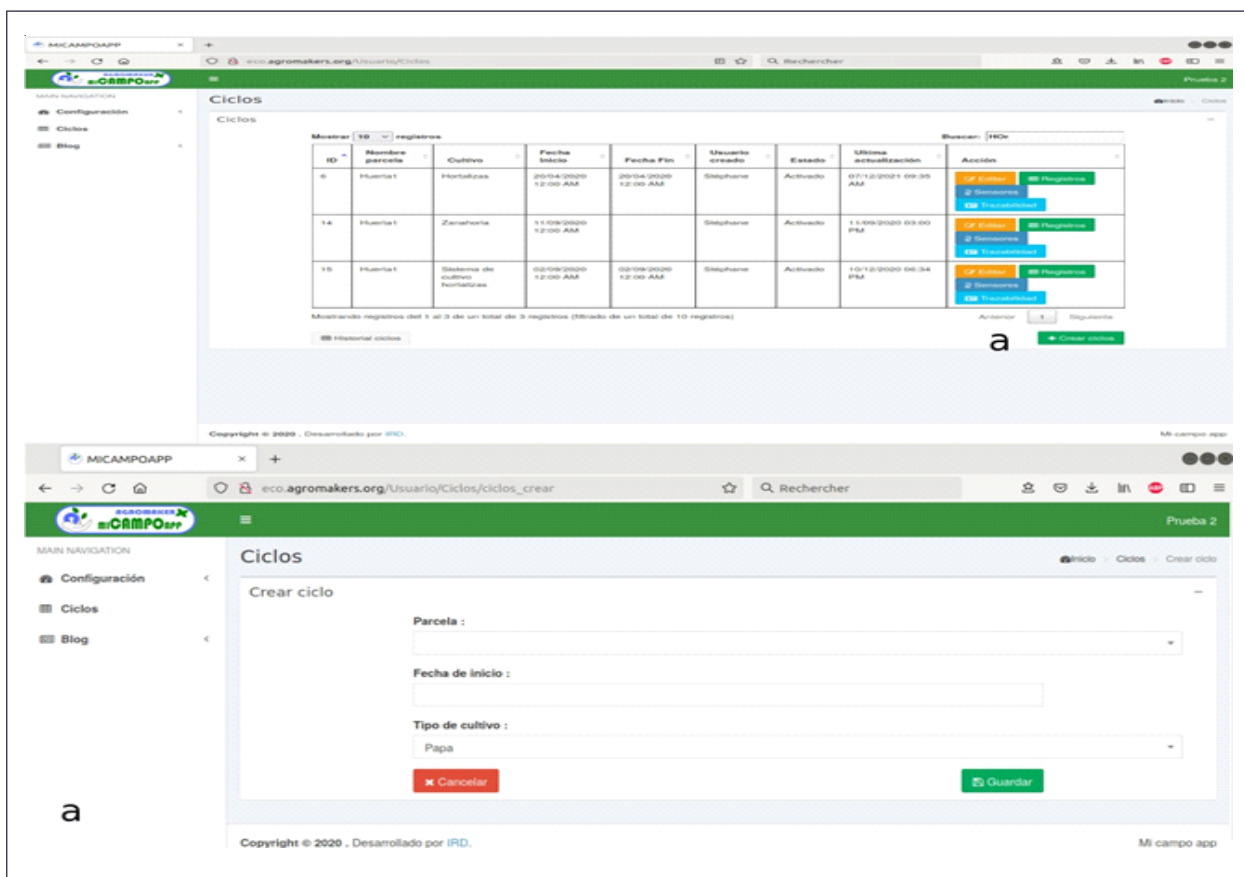


Figure 5: Cycle Selection and Edition. a. Selection. for Editing Cycle (Editar), Registering Cycle (Registros), Edition of Sensor (Sensores), Labeling (Trazabilidad), or Creating (Crear Cycle). b. Editing Cycle. Letter in Blue Represent Hyperlink to the Subfigure Tagged by the Corresponding Letter

The following models are already available:

- (a) Crop production cycles. They include data on management practices associated to these crops (planting, hilling, pruning, spraying, harvesting...), and observations including lists of principal pests and diseases observed on these crops.
 - i. The vegetables associations (hortalizas) cycles (Figure 6).

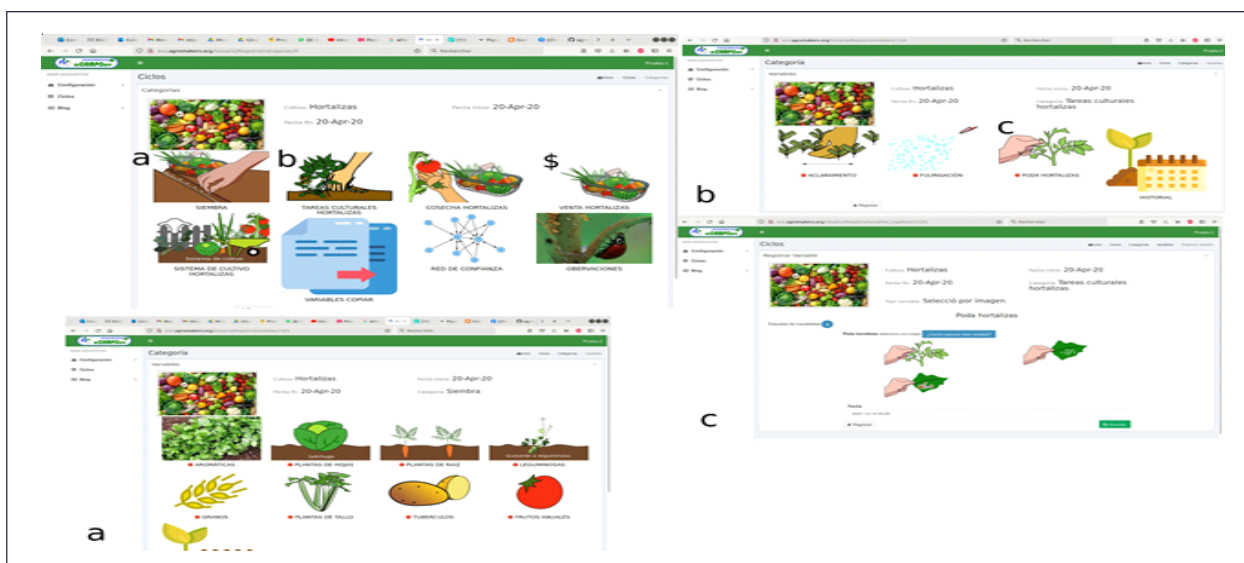


Figure 6: Vegetables Cycle. a. Categories; b. and c. Variables Within Categories Sowing and Plant Pruning, Respectively. Letters in Blue Represent Hyperlink to the Subfigure Tagged by the Corresponding Letter

- ii. The cocoa (cacao) cycles (Figure 7). The cacao model aims to collect information of cacao crops and contains tags for certification and evaluation of practices. Cacao certification costs is a major limitation for improving practices and have access to appropriate market prices in south american countries (IFAD-ORG, 2004).

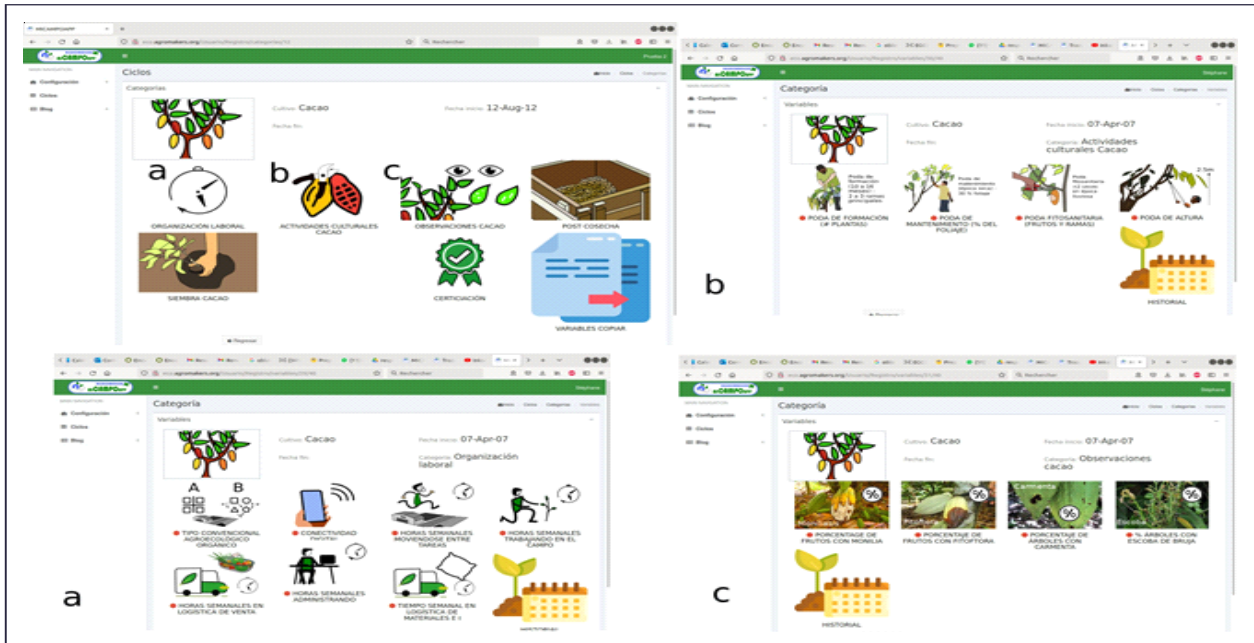


Figure 7: Cacao Cycle. a. Categories; b. c. and d. Variables Within Categories Work Organization, Crop Activities, and Observations, Respectively Tagged by the Corresponding Letter

- iii. The potato (papa) cycles (Figure 8). The potato model aims to collect information of potato crops and epidemiological modelling. Potato crops are under strong epidemiological pressures that leads to overuse of pesticides. The models to predict risks of disease have been developed on temperate countries. We published in the website prediction on potato blight units to aid farmer reducing pesticide use (Dupas and Cardenas, 2020).
- iv. The potato cycle is aimed at improving this model through participatory science.
- v. The canna (achira) cycles (Figure 9), allowing to include transformation tasks.

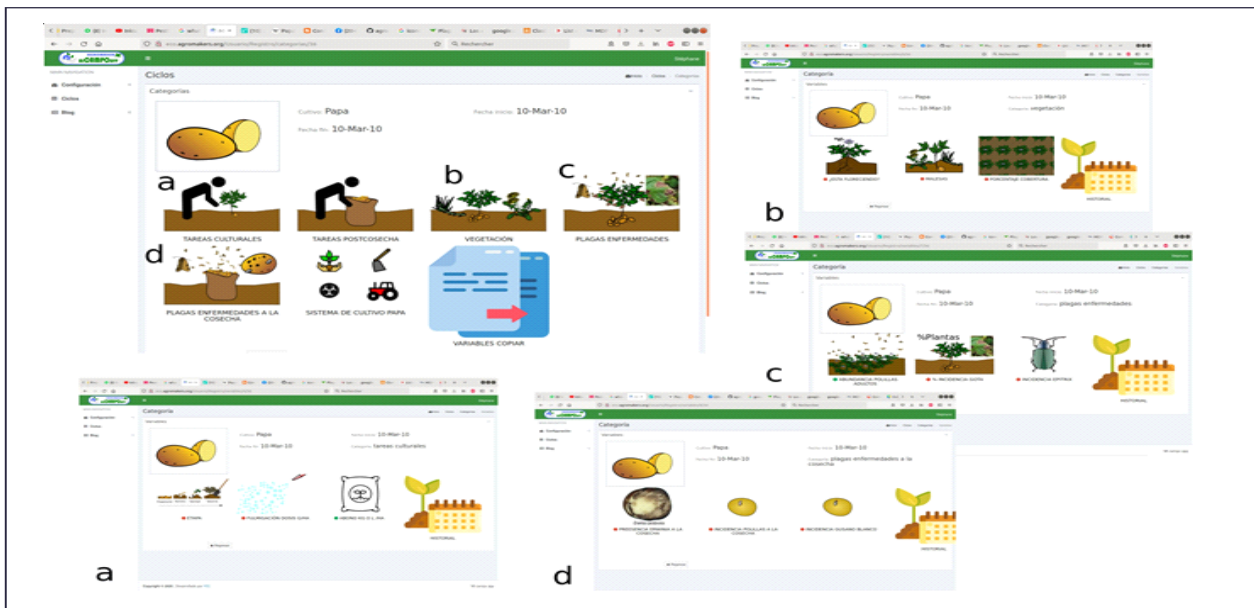


Figure 8: Potato Cycle. a. Categories; b. c. d. and e. Variables Within Categories Practices, Vegetation, Pests and Diseases, and Pest and Disease at Harvesting, Respectively. Letters in Blue Represent Hyperlink to the Subfigure Tagged by the Corresponding Letter

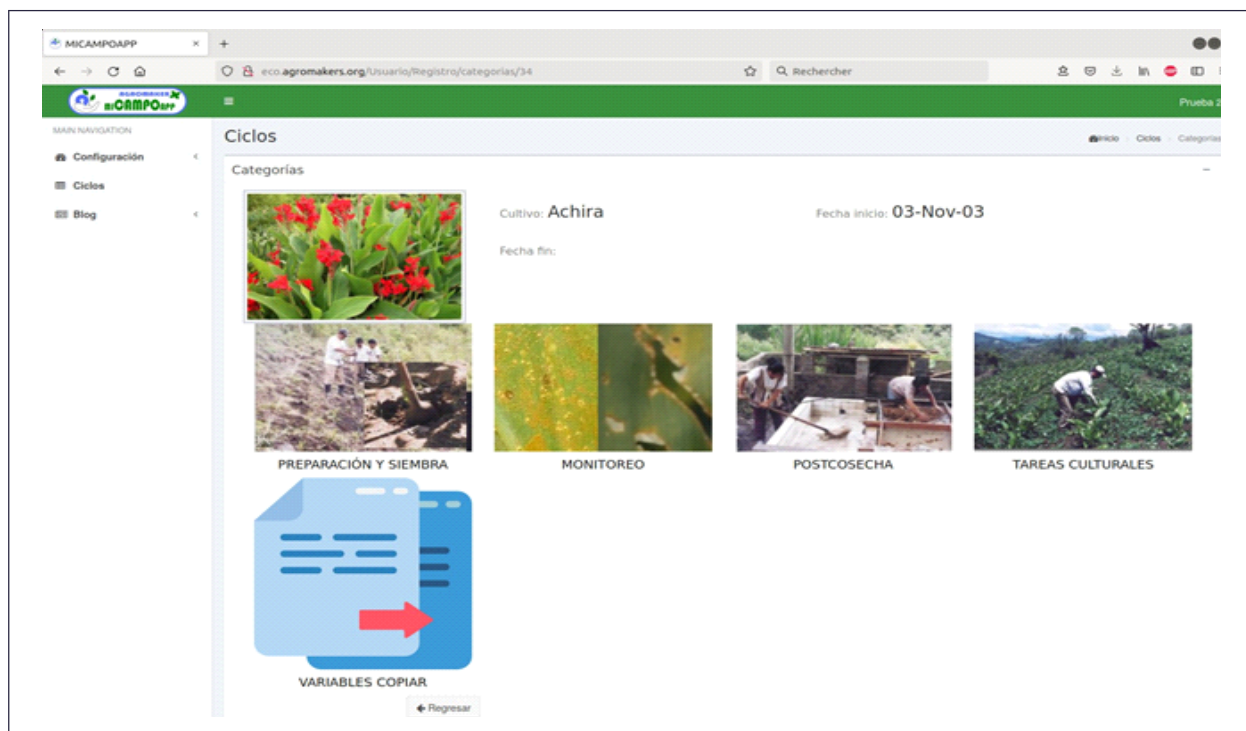


Figure 9: Canna Cycle Categories with Categories. The Letters Represent Hyperlinks

vi. Other possible cycles. We created cycles for 84 cultures with their icons. Categories and variables can be added to create traceability tools.

(b) Certification (it is a bottleneck of agroecology scaling (Altieri and Nicholls, 2008)).

1. Our tool aims at allowing to build data systems for certification on demand. We implemented a good farming practices (Buenas Prácticas agrícolas) cycle. It includes 3 categories: category risks evaluation (peligros) includes icons for climatic risks, chemical risks, physical risks and biological risks evaluation; category planification (planeación), includes icons for registering certification for water access, existence of risk map, water plan, aptitudes analysis, historical record of soil use; category infrastructures (instalaciones) includes characterization of areas for workers, inputs storage, input preparation, product gathering, waste management (Figure 10).

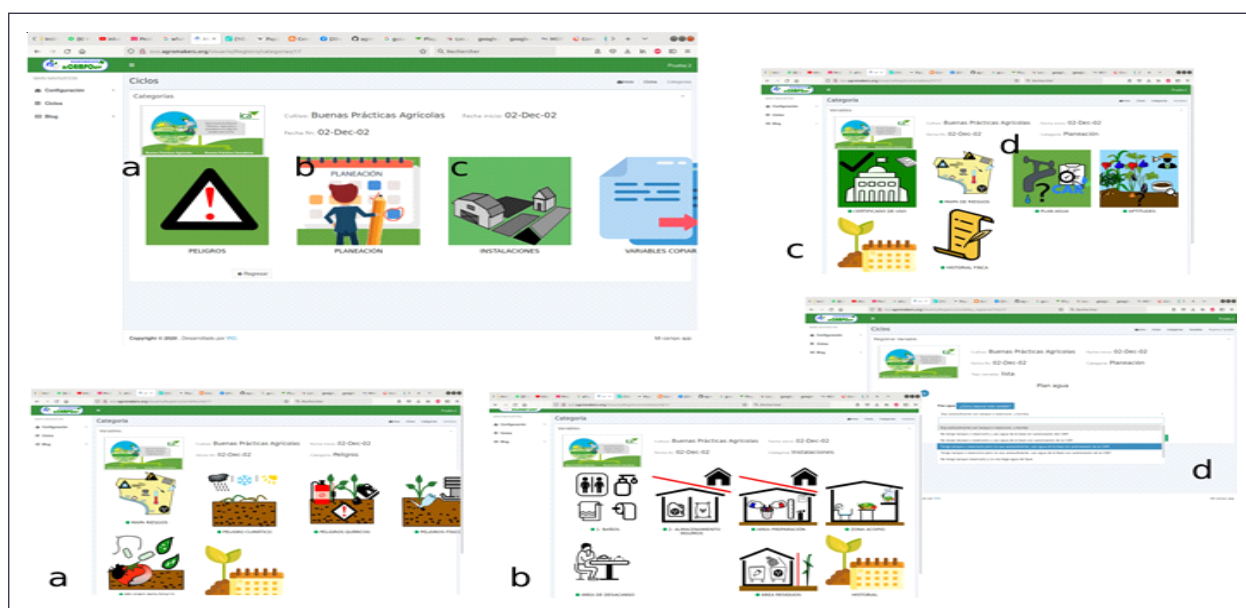


Figure 10: Certification Cycle Categories and Variables. a. Home of the Cycle with its Categories. b. c. and d. Variables Within Risk Evaluation, Planification, and Infrastructures Categories, Respectively. Letters in Blue Represent Hyperlink to the Subfigure Tagged by the Corresponding Letter

2. Add sensors that can be connected to the data base.
3. Generate traceability webpages on from cycles using variables selected in the tags. These can have certification, research or logistic purpose. The variables include in the tag
4. Generate BLOG web pages to produce more personal information on their production unit, their practices or other relevant information for the community.

1.1.3. Code Source

The web app is developed in codeIgniter 2, available at github .upon request. The current version is in spanish.

1.1.4. Research protocol for participatory epidemiological modeling of potato blight

We present a research protocol to use the web app for participatory research on potato blight epidemiological modeling for decision support on reduction of pesticide use. The irrational use of pesticide to control potato blight leads to major public health problems in the Andean region (Pradel *et al.*, 2009). Modeling can be used in temperate countries to develop early alert systems and reduce pesticide use (Small *et al.*, 2015). Other simple decision support can be used to accompany farmers decisions based on simple observations (Pérez *et al.*, 2020). However, such models may be misleading depending on microclimatic conditions, and when transferred to tropical regions due to differences in practices and climatic seasonality not accounted in the models (Batista *et al.*, 2006). There is therefore a need for adaptation of models. The potato cycle and its traceability pages can be used in this purpose.

2. Discussion

The web app is considered as an advance in agroecological science and traceability in agroecology since the administrator can adapt data collection system to the diversity of local solutions developed in agroecology, and allow cooperation between farmers and researchers in order to produce scientific knowledge. There does not seem to exist other such tool at the moment that accomplish this function. This tool would allow to valorize the numerous research experiments performed by agroecological farmers. Nevertheless the application is a web app, that requires internet connection. This limits its use in rural due to gap in internet access (Ziegler *et al.*, 2015). Its use as a traceability tool for market differentiation purpose is still in a research state since the traceability pages lack design work. Small agroecology farming, can have major contribution on the achievement of Sustainable Development Goals (SDG) (Peterson and Arbenz, 2018). The principle of agroecology that most contribution has on SDG, that emerges from the principle of building from local, is the diversification of its products and practices (Millennium Institute 2018). This diversification stabilizes small producers income related to variations in production and market prices (Rodriguez *et al.*, 2021). Our application aims to account for this diversity linking valorization in research and could be used for market differentiation in an adaptive way.

Funding

This work has been supported by IRD EGCE, International mixed laboratory BIOI NCA, and CGIAR Pr Strengthening the evidence base for a climate “resilient and low – carbon smallholder agriculture through agroecology”

Data Availability Statement

Code source is available upon request at upon request.

Conflicts of Interest

The authors declare no conflict of interest.

References

- Altieri, M.A. and Nicholls, C.I. (2008). *Scaling up Agroecological Approaches for Food Sovereignty in Latin America. Development*, 51, 472-480. doi:10.1057/dev.2008.68.
- Batista, D.C., Lima, M.A., Haddad, F., Maffia, L.A. and Mizubuti, E.S. (2006). *Validation of Decision Support Systems for Tomato Early Blight and Potato Late Blight, Under Brazilian Conditions. Crop Protection*, 25, 664-670. doi:10.1016/j.cropro.2005.09.009.
- Dupas, S., Antolinez, C.A. (2020). *miCampo app. http://eco.agromakers.org*

- Dupas, S. and Cardenas J.D. (2020). [Interactive Blight Map](https://agromakers.org/3838/interactiveBlightMap). *Agromakers.org*: 3838/interactiveBlightMap
- FAO. (2007). *Agricultural Management, Marketing and Finance Working Document 22*. Technical Report.
- FAO. (2018). *Participatory Guarantee Systems (PGS) for sustainable local food systems*. *FAO Regional Office for Asia and The Pacific*.
- FAO. (2018). *Scaling Up Agroecology Initiative Transforming*. Technical Report 12.
- FAO. (2019). *TAPE Tool for Agroecology Performance Evaluation 2019 – Process of Development and Guidelines for application. Test version*.
- Francis, C., Lieblein, G., Gliessman, S., Breland, T.A., Creamer, N., Harwood, R., Salomonsson, L., Helenius, J., Rickerl, D., Salvador, R., Wiedenhoef, M., Simmons, S., Allen, P., Altieri, M., Flora, C. and Poincelot, R. (2003). *Agroecology: The Ecology of Food Systems*. *Journal of Sustainable Agriculture*, 22, 99-118. doi:10.1300/J064v22n03.
- IFAD-ORG. (2004). *Enabling the Rural Poor to Overcome Poverty*. *IFAD. Annual Report Rome*, 66p
- Karippacheril, T.G, Rios, L.D. and Srivastava, L. (2017). *Global Markets, Global Challenges: Improving Food Safety and Traceability While Empowering Smallholders Through ICT*. In *ICT in Agriculture (Updated Edition): Connecting Smallholders to Knowledge, Networks, and Institutions*; June, 285-309. doi:10.1596/978-1-4648-1002-2.
- Pérez, W., Arias, R., Taipe, A., Ortiz, O., Forbes, G.A., Andrade-Piedra, J. and Kromann, P. (2020). *A Simple, Hand-held Decision Support Designed Tool to Help Resource-poor Farmers Improve Potato Late Blight Management*. *Crop Protection*, 134. 105186. doi:10.1016/j.cropro.2020.105186.
- Peterson, P. and Arbenz, M. (2018). *Scaling up Agroecology to Achieve the SDGs: A Political Matter*. *Farming Matters*, 6-9.
- Pradel, W., Forbes, G.A., Ortiz, O., Cole, D. and Wanigartne, S. (2009). *Use of the Environmental Impact Quotient to Estimate Impacts of Pesticide Usage in Three Peruvian Potato Production Areas*.
- Ponce, N.L.C. and López, D.C.L. (2018). *Aporte potencial de los sistemas participativos de garantía (SPG) a la soberanía alimentaria: caso SPG Caldas 2016-2017*; Pontificia Universidad Javeriana.
- Rodriguez, C., Dimitrova Mårtensson, L.M., Zachrisson, M. and Carlsson, G. (2021). *Sustainability of Diversified Organic Cropping Systems—Challenges Identified by Farmer Interviews and Multi- Criteria Assessments*. *Frontiers in Agronomy*, 3. doi:10.3389/fagro.2021.698968.
- Small, I.M., Joseph, L. and Fry, W.E. (2015). *Development and Implementation of the BlightPro Decision Support System for Potato and Tomato Late Blight Management*. *Computers and Electronics in Agriculture*, 115, 57-65. doi:10.1016/j.compag.2015.05.010.
- Warner, K.D. (2008). *Agroecology as Participatory Science: Emerging Alternatives to Technology Transfer Extension practice*. *Science Technology and Human Values*, 33, 754-777. doi: 10.1177/0162243907309851.
- Wezel, A., Bellon, S., Doré, T., Francis, C., Vallod, D. and David, C. (2009). *Agroecology as a Science, a Movement and a Practice*. *Sustainable Agriculture*, 2, 27-43. doi:10.1007/978-94-007-0394-0_3.
- Ziegler, S., Arias Segura, J., Bosio, M. and Camacho, K. (2020). *Rural Connectivity in Latin America and the Caribbean: A Bridge for Sustainable Development in a Time of Pandemic*, 120p.

Cite this article as: Stephane Dupas and Cesar Alejandro Antolinez (2023). *miCampoApp: A Participatory Research Tool for Agroecology*. *International Journal of Agricultural Sciences and Technology*. 3(1), 1-9. doi: 10.51483/IJAGST.3.1.2023.1-9.