



HAL
open science

Barrier function-Based Variable Gain Super-Twisting Controller

Hussein Obeid, Salah Laghrouche, Leonid Fridman, Yacine Chitour, Mohamed Harmouche

► **To cite this version:**

Hussein Obeid, Salah Laghrouche, Leonid Fridman, Yacine Chitour, Mohamed Harmouche. Barrier function-Based Variable Gain Super-Twisting Controller. *IEEE Transactions on Automatic Control*, 2023, 65 (11), pp.4928-4933. 10.1109/TAC.2020.2974390 . hal-04324783

HAL Id: hal-04324783

<https://hal.science/hal-04324783>

Submitted on 5 Dec 2023

HAL is a multi-disciplinary open access archive for the deposit and dissemination of scientific research documents, whether they are published or not. The documents may come from teaching and research institutions in France or abroad, or from public or private research centers.

L'archive ouverte pluridisciplinaire **HAL**, est destinée au dépôt et à la diffusion de documents scientifiques de niveau recherche, publiés ou non, émanant des établissements d'enseignement et de recherche français ou étrangers, des laboratoires publics ou privés.

Barrier function-Based Variable Gain Super-Twisting Controller

Hussein Obeid, Salah Laghrouche, Leonid Fridman, Yacine Chitour, Mohamed Harmouche

Abstract—In this paper, a variable gain super-twisting algorithm based on a barrier function is proposed for a class of first order disturbed systems with uncertain control coefficient and whose disturbances derivatives are bounded but the upper bounds of those derivatives are unknown. The specific feature of this algorithm is that it can ensure the convergence of the output variable and maintain it in a predefined neighborhood of zero independent from the upper bound of the disturbances derivatives. Moreover, thanks to the structure of the barrier function, it forces the gain to decrease together with the output variable and the control signal follows the absolute value of the disturbances.

I. INTRODUCTION

For systems with matching disturbances, the sliding mode controllers have shown their high efficiency [1]. Indeed, they provide a closed-loop insensitivity with respect to bounded matched disturbances and guarantee the finite-time convergence to the sliding surface. However, the discontinuity of sliding mode controllers may cause a undesirable big level of chattering in the systems with fast actuators [2], [3]. This major obstacle has been attenuated by some strategies. For systems with fast actuators, relative degree one and Lipschitz disturbances, the super-twisting controller [4] is one of the most popular strategies. It allows to achieve a second order sliding mode in finite-time by using a continuous control signal. However, the implementation of the super-twisting controller requires the knowledge of an upper bound of the disturbances derivatives, which is unknown or overestimated in practice. Moreover, even the disturbances derivatives are time varying, it will be desirable to follow their variation.

This problem motivates researchers to develop adaptive sliding mode controllers for the case where the boundaries of the disturbances exist but they are unknown. The general goal of these techniques is to ensure a dynamical adaptation of the control gains in order to be as small as possible while still sufficient to counteract the disturbances and ensure a sliding mode.

The adaptive sliding mode control approaches which exist in the literature can be broadly split into three classes ([5], [6]):

This research was supported by Franche-Comté Regional Council (France) [project RECH-MOB15000008]; PAPIIT of UNAM grant IN115419 and CONACyT, grant 282013.

H. Obeid and S. Laghrouche are with Femto-ST UMR CNRS, Univ. Bourgogne Franche-Comté/UTBM, 90010, Belfort, France (e.mail: hussein.obeid@univ-fcomte.fr; salah.laghrouche@utbm.fr).

L. Fridman is with the Departement of Robotics and Control, Engineering Faculty, Universidad Nacional Autónoma de México (UNAM), D.F 04510, México (e.mail: leonid.fridman@unam.mx).

Y. Chitour is with the Laboratoire des Signaux et Systèmes, Université Paris-Sud, CentraleSupélec, Gif-sur-Yvette, Paris, France (e.mail: yacine.chitour@l2s.centralesupelec.fr).

M. Harmouche is with Actility, Paris, France (e.mail: mohamed.harmouche@actility.com).

- (i) Approaches based on the usage of equivalent control value [5], [7]–[10].
- (ii) Approaches based on monotonically increasing the gains [11]–[13].
- (iii) Approaches based on increasing and decreasing the gains [14]–[16].

Approaches in (i) propose to use the filtered value of the equivalent control as an estimation of the disturbance. The latter consist in increasing the gain to enforce the sliding mode to be reached. Once the sliding mode is achieved, the high frequency control signal is low-pass filtered and used as an information about disturbance in controller gain. The sliding mode controller gain consists in the sum of filtered signal and some constant to compensate possible error between real disturbance and its value estimated by filter. However, the algorithm in [7] requires the knowledge of the minimum and maximum allowed values of the adaptive gain, hence, it requires the information of the upper bound of disturbances derivatives. On the other hand, even the other algorithms [5], [8]–[10] do not require theoretically the information of the disturbances derivatives, however, in practice, the usage of low-pass filter requires implicitly the information about this upper bound in order to adequately choose the filter time constant.

Strategies in (ii) consist in increasing the gain until the sliding mode is reached, then the gain is fixed at this value, ensuring an ideal sliding mode for some interval. When the disturbance grows, the sliding mode can be lost, so the gain increases and reach it again. This second strategy has two main disadvantages: (a) the gain does not decrease, i.e. it will not follow disturbance when it is decreasing; (b) one cannot be sure that the sliding mode will never lost because it is not ensured that the disturbance will not grow anymore.

To overcome the first of these disadvantages, approaches in (iii) have been developed. According to these approaches, the gain increases until the sliding mode is achieved and then decreases until the moment it is lost, i.e. the sliding mode is not reached any more. These approaches ensure the finite-time convergence of the sliding variable to some neighborhood of zero without big overestimation of the gain. The main drawback of these approaches is that the size of the above mentioned neighborhood and the time of convergence depend on the unknown upper bound of disturbance which are unknown a-priori.

Recently, novel approaches based on the usage of a monitoring function [17] and a barrier function [18] have been proposed to adapt the control gains. However, the first strategy has been only applied for the first order sliding mode controller. Whilst the second one has been applied for both first order sliding mode controller and the Levant's Differentiator [19].

Inspired by ([18], [19]), this paper proposes a variable gain

super-twisting controller based on a new barrier function. This algorithm can drive the output variable and maintain it in a predefined neighborhood of zero, in the presence of Lipschitz disturbances with unknown boundaries. Compared to the earlier work [19], the class of systems considered in this paper contains an additional uncertainty namely the time-dependent uncertain control coefficient. Moreover, the convergence proof of this algorithm is quite different.

The advantages of this suggested algorithm are based on the main features of the barrier functions:

- The output variable converges in a finite time to a predefined neighborhood of zero, independently of the bound of the disturbances derivatives, and cannot leave it.
- The proposed algorithm does not require neither the upper bound of the disturbances derivatives nor the use of the low-pass filter.
- On the other hand, the barrier function strategy forces the super-twisting gains to decrease together with the output variable and the control signal follows the absolute value of the disturbances.
- The usage of the barrier function strategy guarantees that once the derivatives of disturbances are growing the super-twisting gains are also growing ensuring that the output value belongs to the desired neighborhood.
- When the super-twisting gains are big enough to ensure convergence to the origin, the barrier function strategy forces the super-twisting gains to decrease together with the output variable, i.e. barrier function methodology makes the control signal follows absolute value of the disturbances.

This paper is organized as follows. In Section 2, the problem formulation is given. Section 3 presents the proposed variable gain super-twisting controller. Finally, some conclusions are drawn in section 4.

The notation $|x|^\gamma$, for x, γ in \mathbb{R} with $\gamma \geq 0$, is used to represent $|x|^\gamma \text{sign}(x)$, where $\text{sign}(x)$ is the set-valued function equal to the sign of $x \neq 0$ and $[-1, 1]$ for $x = 0$ respectively.

II. PROBLEM FORMULATION

Consider the first order system described by

$$\dot{s}(t) = \gamma(t)u(t) + \delta_0(t), \quad (1)$$

where $s(t) \in \mathbb{R}$ is the output variable, $u(t) \in \mathbb{R}$ is the super-twisting controller, and γ and δ_0 are Lipschitz disturbances such that, if $\delta := \frac{\delta_0}{\gamma}$, then one has for $t \geq 0$,

$$g \leq \gamma(t) \leq G, \quad |\dot{\delta}(t)| \leq M, \quad (2)$$

where the constant positive bounds g, G and the upper bound M are unknown.

In the presence of Lipschitz disturbances, the standard super-twisting controller [4] given by

$$\begin{cases} u(t) = -k_1 |s(t)|^{1/2} + u_2(t), \\ \dot{u}_2(t) = -k_2 |s(t)|^0, \end{cases} \quad (3)$$

drives both $s(t)$ and $\dot{s}(t)$ to zero in a finite time, i.e. it provides a second order sliding mode if the control gains k_1 and k_2

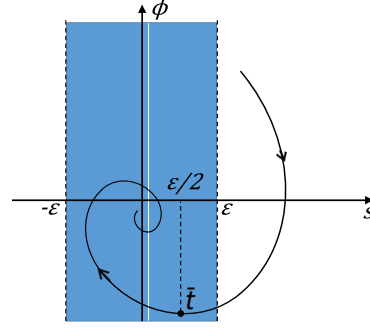


Fig. 1. Phase plane of the proposed super-twisting algorithm

are designed as $k_1 = 1.5\sqrt{M}$ and $k_2 = 1.1M$. However, the implementation of this standard super-twisting controller requires the information of the unknown upper bound M . Therefore, to overcome this problem, the following variable gain super-twisting controller is considered [11]

$$\begin{cases} u(t) = -L(t, s_0) |s(t)|^{1/2} + u_2(t), \\ \dot{u}_2(t) = -L^2(t, s_0) |s(t)|^0, \end{cases} \quad (4)$$

where $s_0 := s(0)$ and $L(t, s_0)$ is the variable gain to be designed in the next section. Suppose that $\phi(t) = u_2(t) + \delta(t)$, then the dynamic of the first order system can be expressed as

$$\begin{cases} \dot{s}(t) = \gamma(t) \left(-L(t, s_0) |s(t)|^{1/2} + \phi(t) \right), \\ \dot{\phi}(t) = -L^2(t, s_0) |s(t)|^0 + \dot{\delta}(t). \end{cases} \quad (5)$$

The idea behind the proposed algorithm is to first increase the variable gain $L(t, s_0)$ based on the strategy presented in [11] until the output variable reaches the neighborhood of zero $|s| \leq \epsilon/2$ at some time \bar{t} . Then, for $t > \bar{t}$, the variable gain $L(t, s_0)$ switches to the barrier function and the output variable belongs to the predefined neighborhood of zero $|s(t)| < \epsilon$.

The trajectory of the proposed super-twisting algorithm in the phase plane $(s(t), \phi(t))$ is illustrated in Fig. 1. It can be shown that, at time \bar{t} , the trajectory enters inside the blue vertical strip with a constant bandwidth $]-\epsilon, \epsilon[$. The size of this bandwidth remains constant even if the disturbances are time varying. However, when the disturbances change, the size of the vicinity to which converges $s(t)$ changes but the main feature is that it still has an upper bound ϵ that it cannot surpass.

A. Preliminaries

1) Barrier function :

Definition 1: [20], [21] Suppose that some $\epsilon > 0$ is given and fixed. For every positive real number b , a barrier function can be defined as an even continuous function $L_b : x \in (-\epsilon, \epsilon) \rightarrow L_b(x) \in [b, \infty[$ strictly increasing on $[0, \epsilon[$.

- $\lim_{|x| \rightarrow \epsilon} L_b(x) = +\infty$.
- $L_b(x)$ has a unique minimum at zero, i.e. $L_b(0) = b > 0$.

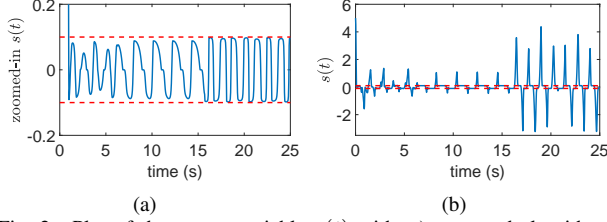


Fig. 2. Plot of the output variable $s(t)$ with: a) proposed algorithm, b) algorithm presented in [15]

In this paper, the following barrier function is considered

$$L_b(x) = \frac{\sqrt{\varepsilon}b}{(\varepsilon - |x|)^{1/2}}, \quad x \in (-\varepsilon, \varepsilon), \quad (6)$$

where b is a positive constant.

III. MAIN RESULTS

To implement the proposed new algorithm, the variable gain $L(t, s_0)$ is defined as follows: first consider the function

$$l(t) = L_1 t + L_0, \quad t \geq 0, \quad (7)$$

with L_0, L_1 are arbitrary positive constants. Assume first that $|s_0| = |s(0)| \leq \varepsilon/2$. Then, $L(t, s_0) = L_b(s(t))$, with $b = L_0$, as long as the trajectory of (5) is defined. If $|s_0| = |s(0)| > \varepsilon/2$, then $L(t, s_0) = l(t)$ as long as the trajectory $s(\cdot)$ of (5) is defined and $|s(t)| > \varepsilon/2$. If there exists $\bar{t}(s_0)$ defined as the first time for which $|s(t)| \leq \varepsilon/2$, then $L(t, s_0) = L_b(s(t))$, $b = \sqrt{2}l(\bar{t}(s_0)) \geq \sqrt{2}L_0$, for $t \geq \bar{t}(s_0)$ and as long as the trajectory $s(\cdot)$ of (5) is defined.

Hence, the variable gain $L(t, s_0)$ is defined, as long as the trajectory $s(\cdot)$ of (5) is defined, by

$$L(t, s_0) = \begin{cases} l(t), & \text{if } 0 \leq t < \bar{t}(s_0), \\ L_b(s(t)), & \text{if } t \geq \bar{t}(s_0), \end{cases} \quad (8)$$

with the convention that $\bar{t}(s_0) = 0$ if $|s(0)| \leq \varepsilon/2$ and $\bar{t}(s_0) = \infty$ if $s(\cdot)$ is defined for all times and $|s(\cdot)| > \varepsilon/2$. Since $b = \sqrt{2}l(\bar{t}(s_0))$, then $t \mapsto L(t, s_0)$ defines a continuous function and hence the control $u(\cdot)$ is also continuous as long as it is defined.

Theorem 1: Let M be the (unknown) upper bound on $|\dot{\delta}|$, g, G be the bounds on $\gamma(\cdot)$ and $\varepsilon, L_0, L_1 > 0$ defining the barrier function L_b in (6). Consider System (5) with variable gain L defined in (8). Then, for every $s_0 \in \mathbb{R}$ (and initial value of δ), the trajectory of (5) starting at s_0 is defined for all non negative times t and there exists a first time $\bar{t}(s_0)$ for which $|s(t)| \leq \varepsilon/2$. Then, for all $t \geq \bar{t}(s_0)$, one has $|s(t)| < \varepsilon$. Moreover, there exists $\nu(M, G, g) > 0$ such that, for every trajectory of (5), one has that $\limsup_{t \rightarrow \infty} |\phi(t)| \leq \nu(M, G, g)$.

The proof of Theorem 1 is given in Appendix A.

A. Simulation results

The performance of the aforementioned algorithm is compared with the results obtained through the adaptive super-twisting controller presented in [15].

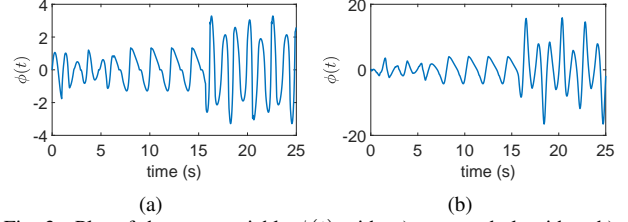


Fig. 3. Plot of the state variable $\phi(t)$ with: a) proposed algorithm, b) algorithm presented in [15]

In [15], the adaptive super-twisting controller is implemented as

$$\begin{cases} u(t) = -\alpha |s(t)|^{1/2} + u_2(t), \\ \dot{u}_2(t) = -\frac{\beta}{2} |s(t)|^0, \end{cases} \quad (9)$$

where $\beta = 2\mu\alpha$, and the adaptive gain α is obtained through

$$\dot{\alpha} = \begin{cases} w_1 \sqrt{\frac{\gamma_1}{2}} \text{sign}(|s(t)| - \varepsilon), & \text{if } \alpha > \alpha_m \\ \nu, & \text{if } \alpha \leq \alpha_m \end{cases} \quad (10)$$

where $\mu, w_1, \gamma_1, \varepsilon, \alpha_m$, and ν are positive constants to be selected.

In the simulations, $s(0) = 5$ and the parameter values of the proposed algorithm are set as $\varepsilon = 0.1, L_1 = 1, L_0 = 0.1$. On the other hand, the parameter values of the adaptive super-twisting algorithm (9)-(10) are tuned according to [15]. Hence, $\mu = 1, w_1 = 200, \gamma_1 = 2, \nu = \alpha_m = 0.01$ while the parameter value of ε is chosen as the proposed algorithm, i.e. $\varepsilon = 0.1$. The disturbances are given by

$$\gamma(t) = 4 + 2\sin(3t). \quad (11)$$

$$\delta_0(t) = \begin{cases} 6\sin(5t), & \text{if } t \leq 2\pi s, \\ 15\sin(3t), & \text{if } 2\pi s < t \leq 5\pi s, \\ 30\sin(5t), & \text{if } t > 5\pi s. \end{cases} \quad (12)$$

The plots of the output variable $s(t)$ with the proposed algorithm and the algorithm presented in [15] are compared in Figs. 2(a)-2(b). In Fig. 2(a) it can be observed that for the proposed algorithm, the output variable does not exceed the predefined neighborhood of zero $\varepsilon = 0.1$. On the other hand, it can be noticed in Fig. 2(b) that the size of the neighborhood of zero to which converges $s(t)$ with the algorithm presented in [15] is changing together with the amplitude of disturbances derivatives, and, consequently, it cannot be predefined. Moreover, the size of the neighborhood ensured by the algorithm presented in [15] can be very large when the amplitude of disturbances derivatives is large (for $t > 5\pi s$, $|s(t)| \leq 5 = 50\varepsilon$).

Fig. 3 illustrates the convergence of the state variable $\phi(t)$ with the proposed algorithm and the algorithm presented in [15]. It can be clearly seen that $\phi(t)$ with the proposed algorithm converges to some vicinity of zero depending on M . Moreover, it can be noticed that the size of vicinity to which converges $\phi(t)$ with the proposed algorithm is less than the one with the algorithm presented in [15] ($\phi(t)$ is less than 4 with

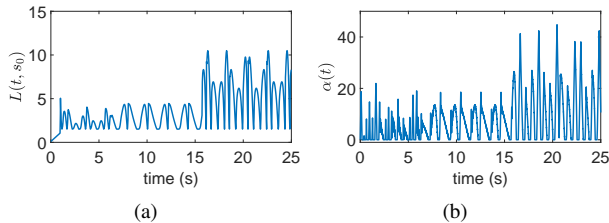


Fig. 4. Plot of the variable gain with: a) proposed algorithm, b) algorithm presented in [15]

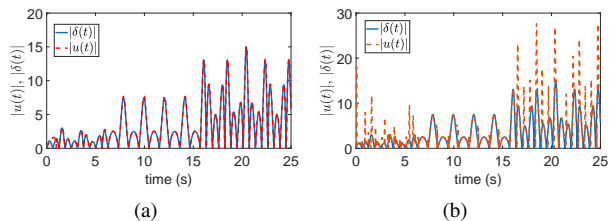


Fig. 5. Evolution of the control signal with the disturbances with: a) proposed algorithm, b) algorithm presented in [15]

the proposed algorithm, however, with the algorithm presented in [15], $\phi(t)$ is more than 17).

The behaviours of the variable gains with the proposed algorithm and the algorithm presented in [15] are depicted in Figs. 4(a)-4(b). It can be noticed that both variable gains can increase and decrease based on the output variable value.

Fig. 5 compares the evolution of the control signal with the disturbances. It can be seen that the control signal with the proposed algorithm closely follows the disturbances which is not the case with the algorithm presented in [15].

IV. CONCLUSION

This paper presents a variable gain super-twisting controller for a class of first order disturbed system where the upper bound of the disturbances derivatives exist, but it is unknown. This algorithm ensures the convergence of the output variable and prevents its violation outside a predefined neighborhood of zero. The usage of the barrier function strategy ensures that, when the derivatives of disturbances are growing, the super-twisting gains are growing ensuring that the output value belongs to the desired neighborhood and then start to decrease. On the other hand, the barrier function strategy forces the super-twisting gains to decrease together with the output variable. Moreover, the value of the control signal is very close to the absolute value of the disturbances.

REFERENCES

- [1] V. I. Utkin. *Sliding modes in optimization and control problems*. Springer Verlag, New York, 1992.
- [2] U. Pérez-Ventura and L. Fridman. When is it reasonable to implement the discontinuous sliding-mode controllers instead of the continuous ones? frequency domain criteria. *International Journal of Robust and Nonlinear Control*, 29(3):810–828, 2019.
- [3] I. Boiko. *Discontinuous control systems: frequency-domain analysis and design*. Springer Science & Business Media, 2008.
- [4] Arie Levant. Robust exact differentiation via sliding mode technique. *automatica*, 34(3):379–384, 1998.

- [5] T. R. Oliveira, J. P. V. S. Cunha, and L. Hsu. *Adaptive Sliding Mode Control Based on the Extended Equivalent Control Concept for Disturbances with Unknown Bounds*, pages 149–163. Springer International Publishing, Cham, 2018.
- [6] Y. Shtessel, L. Fridman, and F. Plestan. Adaptive sliding mode control and observation. *International Journal of Control*, 89(9):1743–1746, 2016.
- [7] V. I. Utkin and A. S. Poznyak. Adaptive sliding mode control with application to super-twist algorithm: Equivalent control method. *Automatica*, 49(1):39–47, 2013.
- [8] C. Edwards and Y. Shtessel. Adaptive dual layer super-twisting control and observation. *International Journal of Control*, 89(9):1759–1766, 2016.
- [9] C. Edwards and Y. B. Shtessel. Adaptive continuous higher order sliding mode control. *Automatica*, 65:183 – 190, 2016.
- [10] T. R. Oliveira, J. P. V. S. Cunha, and L. Hsu. Adaptive sliding mode control for disturbances with unknown bounds. In *2016 14th International Workshop on Variable Structure Systems (VSS)*, pages 59–64, June 2016.
- [11] D. Y. Negrete and J. A. Moreno. Second-order sliding mode output feedback controller with adaptation. *International Journal of Adaptive Control and Signal Processing*, 30(8–10):1523–1543, 2016.
- [12] J. A. Moreno, D. Y. Negrete, V. Torres-Gonzalez, and L. Fridman. Adaptive continuous twisting algorithm. *International Journal of Control*, 89(9):1798–1806, 2016.
- [13] Y. B. Shtessel, J. A. Moreno, F. Plestan, L. M. Fridman, and A. S. Poznyak. Super-twisting adaptive sliding mode control: A Lyapunov design. In *49th IEEE Conference on Decision and Control (CDC)*, pages 5109–5113, Dec 2010.
- [14] F. Plestan, Y. Shtessel, V. Brégeault, and A. Poznyak. New methodologies for adaptive sliding mode control. *International Journal of Control*, 83(9):1907–1919, 2010.
- [15] Y. Shtessel, M. Taleb, and F. Plestan. A novel adaptive-gain super-twisting sliding mode controller: methodology and application. *Automatica*, 48(5):759–769, 2012.
- [16] Y. B. Shtessel, J. A. Moreno, and L. M. Fridman. Twisting sliding mode control with adaptation: Lyapunov design, methodology and application. *Automatica*, 75:229 – 235, 2017.
- [17] L. Hsu, T. R. Oliveira, G. T. Melo, and J. P. V. S. Cunha. *Adaptive Sliding Mode Control Using Monitoring Functions*, pages 269–285. Springer International Publishing, Cham, 2018.
- [18] H. Obeid, L. M. Fridman, S. Laghrouche, and M. Harmouche. Barrier function-based adaptive sliding mode control. *Automatica*, 93:540 – 544, 2018.
- [19] H. Obeid, L. Fridman, S. Laghrouche, M. Harmouche, and M. A. Golkani. Adaptation of Levant’s differentiator based on barrier function. *International Journal of Control*, 91(9):2019–2027, 2018.
- [20] K. P. Tee, S. S. Ge, and E. H. Tay. Barrier Lyapunov Functions for the control of output-constrained nonlinear systems. *Automatica*, 45(4):918 – 927, 2009.
- [21] K. P. Tee and S. S. Ge. Control of nonlinear systems with partial state constraints using a barrier Lyapunov function. *International Journal of Control*, 84(12):2008–2023, 2011.

APPENDIX A PROOF OF THEOREM 1.

The proof will be done in two steps.

First step: It is first shown that there exists a finite time $\bar{t}(s_0)$ for which the output variable $s(t)$, which is part the solution of (5) under the variable gain (8), becomes $|s(t)| \leq \varepsilon/2$. With no loss of generality, we can assume at once that $|s(0)| > \varepsilon/2$. From (8), the variable gain dynamic is given by $l(t) = L_1 t + L_0$ as long as $|s(t)| > \varepsilon/2$ and the corresponding trajectory of (5) is defined as long as $|s(t)| > \varepsilon/2$ since, in this case, the growth of the right-hand side of (5) is sublinear with

respect to the state variable (s, ϕ) . Let $I(s_0)$ be the interval where such a dynamics is defined and $I(s_0)$ is of the form $[0, T_0)$. Then, one must prove that T_0 is finite, which would at once imply that T_0 is the desired time $\bar{t}(s_0)$.

Reasoning by contradiction, we assume that $|s| > \varepsilon/2$ on $I(s_0)$ and we can assume with no loss of generality that s is positive on $I(s_0)$. From the second equation of (5), one gets that

$$-l^2(t) - M \leq \dot{\phi}(t) \leq -l^2(t) + M, \quad \text{on } I(s_0),$$

which yields easily that $I(s_0) = [0, \infty)$. In particular, we deduce that $\phi(t)$ becomes negative in finite time and remains so. The first equation of (5) yields that $\dot{s}(t) \leq -gl(t)[s(t)]^{\frac{1}{2}}$ and hence convergence of s to zero in finite time. This contradicts the assumption that $|s| > \varepsilon/2$ on $I(s_0)$ and the argument for the first step of the proof of Theorem 1 is complete.

Second step: We now prove that for all $t \geq \bar{t}(s_0)$, one has $|s(t)| < \varepsilon$ and there exists $\nu > 0$ only depending on M, G, g such that $\limsup_{t \rightarrow \infty} |\phi(t)| \leq \nu$. We use $I(s_0)$ to denote the interval of times $t \geq \bar{t}(s_0)$ for which the corresponding trajectory of (5) is defined. In the argument below, we only work for times $t \in I(s_0)$. In particular, $|s(t)| < \varepsilon$ for $t \in I(s_0)$. It will also be clear for the argument below that $I(s_0)$ is infinite.

We consider the following change of variables $y = (y_1, y_2)$ given by

$$y_1 = L_b^2 s(t), \quad y_2 = \phi(t). \quad (13)$$

In these variables, the system can be written as follows

$$\begin{cases} \dot{y}_1 = 2 \frac{\dot{L}_b}{L_b} y_1 + L_b^2 \dot{s}, \\ \dot{y}_2 = \dot{\phi}, \end{cases} \quad (14)$$

and $|y_1(\bar{t}(s_0))| \leq b^2 \varepsilon$. Since

$$\dot{L}_b = \frac{\frac{1}{2} b \sqrt{\varepsilon} (\varepsilon - |s|)^{-1/2} \dot{s} [s]^0}{(\varepsilon - |s|)}, \quad (15)$$

then the term $\frac{\dot{L}_b}{L_b}$ can be written as

$$\frac{\dot{L}_b}{L_b} = \frac{1}{2} \frac{\dot{s} [s]^0}{(\varepsilon - |s|)} = C_0 L_b^2 \dot{s} [s]^0, \quad (16)$$

with $C_0 = \frac{1}{2b^2 \varepsilon}$. Substituting (16) and (5) into (14), we obtain

$$\begin{cases} \frac{\dot{y}_1}{(1 + 2C_0 |y_1|)} = L_b^2 \gamma(t) (-|y_1|^{1/2} + y_2), \\ \dot{y}_2 = -L_b^2 |y_1|^0 + \dot{\delta}(t). \end{cases} \quad (17)$$

We use a new time scale τ defined by $\tau(\bar{t}(s_0)) = 0$ and $d\tau = L_b^2 dt$. We use $'$ to denote the derivative with respect to τ . System (17) can be rewritten as

$$\begin{cases} \frac{y_1'}{(1 + 2C_0 |y_1|)} = \gamma(t) (-|y_1|^{1/2} + y_2), \\ y_2' = -|y_1|^0 + \frac{\dot{\delta}(t)}{L_b^2}. \end{cases} \quad (18)$$

Note that

$$\frac{|\dot{\delta}(t)|}{L_b^2} \leq \frac{M}{L_b^2} = \frac{M}{b^2(1 + 2C_0 |y_1|)} \leq \frac{M}{b^2}.$$

Then, the second equation of (18) shows that y_2' is bounded and hence y_2 has at most a linear growth on $I(s_0)$. Then, from the first equation of (18), one gets that the time derivative of the positive function $\ln(1 + 2C_0 |y_1|)$ is upper bounded by a function with linear growth on $I(s_0)$, yielding easily that $I(s_0) = [0, \infty)$.

Now consider the following Lyapunov function

$$V_1(t) = \frac{\ln(1 + 2C_0 |y_1|)}{2C_0} \left(1 - \frac{1}{4} |y_1|^0 \sigma(y_2)\right) + \frac{F(y) y_2^2}{2}, \quad (19)$$

where $\sigma(y_2)$ is a saturation function defined as

$$\sigma(y_2) = |y_2|^0 \min(|y_2|, 1), \quad (20)$$

and $F(y) = g$ if $|y_1|^0 y_2 \leq 0$ and G if $|y_1|^0 y_2 > 0$. The following inequality holds for every $(y_1, y_2) \in \mathbb{R}^2$,

$$\frac{3 \ln(1 + 2C_0 |y_1|)}{8C_0} + \frac{g y_2^2}{2} \leq V_1 \leq \frac{5 \ln(1 + 2C_0 |y_1|)}{8C_0} + \frac{G y_2^2}{2},$$

hence V_1 is positive-definite and moreover of class C^1 if $y_1 \neq 0$ and $|y_2| \geq 2$. The statement of the theorem will be a consequence of the following fact: for every trajectory of (18), one has

$$\limsup_{\tau \rightarrow \infty} V_1 \leq V^*, \quad (21)$$

where V^* is a positive constant only depending on M, G, g . The time derivative of the Lyapunov function (19) is given by

$$\begin{aligned} V_1' &= \frac{y_1' |y_1|^0}{(1 + 2C_0 |y_1|)} + F y_2 y_2' - \frac{y_1' \sigma(y_2)}{4(1 + 2C_0 |y_1|)} \\ &\quad - \frac{(\sigma(y_2))' |y_1|^0 \ln(1 + 2C_0 |y_1|)}{8C_0}. \end{aligned} \quad (22)$$

After easy computations, one gets that

$$\begin{aligned} V_1' &\leq -\frac{g}{2} |y_1|^{\frac{1}{2}} - |y_2| \left(\frac{g}{4} - \frac{M}{b^2(1 + 2C_0 |y_1|)} \right) \\ &\quad + \sigma'(y_2) \frac{M}{8b^2 C_0} \frac{\ln(1 + 2C_0 |y_1|)}{1 + 2C_0 |y_1|} \\ &\quad + (\gamma(t) - F(y(t))) |y_1|^0 y_2. \end{aligned} \quad (23)$$

Note that a non trivial trajectory of (18) crosses the line $y_1 = 0$ in isolated points. Moreover, at a time τ where $y(\tau) = (0, y_2(\tau))$ with $y_2(\tau) > 0$, V_1 admits an isolated discontinuity jumping from $g y_2^2(\tau)$ to $G y_2^2(\tau)$ and conversely if $y_2(\tau) < 0$. Finally, note that, outside of the line $y_1 = 0$ and for $|y_2| \geq 2$, $\tau \mapsto V_1(\tau)$ is a C^1 function of the time τ verifying

$$\begin{aligned} V_1' &\leq -\frac{1}{2} |y_1|^{\frac{1}{2}} - |y_2| \left(\frac{1}{4} - \frac{M}{b^2(1 + 2C_0 |y_1|)} \right) \\ &\quad + \sigma'(y_2) \frac{M}{8b^2 C_0} \frac{\ln(1 + 2C_0 |y_1|)}{1 + 2C_0 |y_1|}. \end{aligned} \quad (24)$$

We will assume without loss of generality that $C_M := M/b^2$ is much larger than 1 and hence

$$y_M := \frac{4}{C_0} (C_M - \frac{1}{8}) > 0.$$

Define

$$V^* = 8(1 + G^2 + \frac{1}{g^2}) C_M^2 + \frac{5 \ln(1 + 2C_0 y_M)}{C_0} (1 + \frac{1}{g}).$$

Let us first prove by contradiction that, for every trajectory of (18), there exists an increasing sequence of times $(\tau_n)_{n \geq 0}$ tending to infinity such that

$$V_1(\tau_n) < \frac{V^*}{2}, \quad n \geq 0. \quad (25)$$

Hence, if (25) does not hold true for some trajectory $(s(\cdot), \phi(\cdot))$ of (18), there exists $\tau_0 \geq 0$ such that one has, for $\tau \geq \tau_0$ $V_1(\tau) \geq V^*/2$. In the strip $|y_1| \leq y_M$, one has $|y_2| \geq \sqrt{V^*}/2$ and $|y_2' + [y_1]^{0'}| \leq 1/8$. Moreover, an obvious argument shows that if any trajectory of (18) is in the strip at some time $\tau_* \geq \tau_0$ then it must go through it in time τ_{cross} verifying

$$\tau_{cross} \leq \frac{2 \ln(1 + 4C_M)}{g|y_2(\tau_*)|} \leq \frac{\ln(1 + 4C_M)}{C_M}. \quad (26)$$

We claim that the trajectory $(s(\cdot), \phi(\cdot))$ of (18) must enter into the strip. Indeed, otherwise

$$V_1' \leq -\frac{1}{2}|y_1|^{\frac{1}{2}} - \frac{1}{8}|y_2|,$$

for τ large enough, i.e. $(V_1^{1/2})' \leq -C_1$ for some positive constant. One would then have convergence in finite time to zero, which is impossible. Hence the trajectory $(s(\cdot), \phi(\cdot))$ of (18) must reach a point $(y_M, y_2(\tau_*))$ with $y_2(\tau) \geq \sqrt{V^*}/2$ (the last point due to the symmetry with respect to the origin of trajectories of (18)). Then, a simple examination of the phase portrait of (18) in the region $y_1 > y_M$ shows that the trajectory $(s(\cdot), \phi(\cdot))$ must enter the region $0 < 2y_2 < y_1^{\frac{1}{2}}$ and $y_1 > y_M$ and exit it in finite time along the axis $y_2 = 0$. Hence, there exists an interval of time $[\tau_1, \tau_2]$ such that

$$\sqrt{y_1}(\tau_1) = 2y_2(\tau_1), \quad y_2(\tau_2) = 0.$$

Then $y_2(\tau_1) \geq \sqrt{V^*}/2$, $\tau_2 - \tau_1 \geq \frac{7}{4}y_2(\tau_1)$ and

$$-\frac{|y_1|^{\frac{1}{2}}}{2} \leq \frac{y_1'}{(1 + 2C_0|y_1|)} \leq -|y_1|^{\frac{1}{2}}.$$

One deduces that $\frac{C_0}{2} \leq \left(\frac{1}{y_1^{1/2}}\right)'$ and thus

$$\frac{7}{8}C_M \leq \tau_2 - \tau_1 \leq \frac{2}{C_0 y_1^{1/2}(\tau_2)} \leq 4 \exp(-4C_0 C_M^2). \quad (27)$$

This is clearly impossible and hence (25) is proved.

We now prove that (21) holds true and the argument goes by contradiction. Indeed, if it were not true, then there exists a trajectory $(s(\cdot), \phi(\cdot))$ of (18) and an increasing sequence of times $(\tilde{\tau}_n)_{n \geq 0}$ tending to infinity such that

$$V_1(\tilde{\tau}_n) > \frac{3V^*}{4}, \quad n \geq 0. \quad (28)$$

Then, there exists a pair of times (still denoted) $\tau_1 < \tau_2$ such that $V_1(\tau_1) = V^*/2$, $V_1(\tau_2) = 3V^*/4$ and

$$\frac{V^*}{2} \leq V_1(\tau) \leq \frac{3V^*}{4}, \quad \tau \in [\tau_1, \tau_2]. \quad (29)$$

We will contradict the existence of such a pair of times $\tau_1 < \tau_2$, which will conclude the proof of Theorem 1. Recall that V_1 can increase only by going through the strip $|y_1| \leq y_M$. Since the time τ_{cross} needed to cross that strip is given by

(26), one deduces from (A) and (29) that the increase of V_1 by crossing the strip $|y_1| \leq y_M$ is upper bounded by $\ln(1 + 4C_M)$. Therefore the trajectory $(s(\cdot), \phi(\cdot))$ of (18) must go through the strip $|y_1| \leq y_M$ at least twice. Combining the above fact with the phase portrait of (18) in the region $y_1 > y_M$, one deduces that there exists a pair of times $\tau_1' < \tau_2'$ in $[\tau_1, \tau_2]$ such that $y_1^{\frac{1}{2}}(\tau_1') = 2y_2(\tau_1')$ and $y_2(\tau_2') = 0$. We then arrive at an equation similar to (27) and reach a contradiction.