



**HAL**  
open science

## **New contribution to the knowledge of Burmite chaerilids and description of a new species (Scorpiones: Chaerilidae)**

Wilson R. Lourenço, Jürgen Velten

### **► To cite this version:**

Wilson R. Lourenço, Jürgen Velten. New contribution to the knowledge of Burmite chaerilids and description of a new species (Scorpiones: Chaerilidae). *Faunitaxys*, 2023, 11 (77), pp.1-4. <10.57800/faunitaxys-11(77)>. <hal-04322432>

**HAL Id: hal-04322432**

**<https://hal.science/hal-04322432v1>**

Submitted on 4 Dec 2023

HAL is a multi-disciplinary open access archive for the deposit and dissemination of scientific research documents, whether they are published or not. The documents may come from teaching and research institutions in France or abroad, or from public or private research centers.

L'archive ouverte pluridisciplinaire HAL, est destinée au dépôt et à la diffusion de documents scientifiques de niveau recherche, publiés ou non, émanant des établissements d'enseignement et de recherche français ou étrangers, des laboratoires publics ou privés.



Distributed under a Creative Commons CC BY-NC-ND 4.0 - Attribution - Non-commercial use - No Derivative Works - International License

# Faunitaxys

*Revue de Faunistique, Taxonomie et Systématique  
morphologique et moléculaire*



Volume 11  
Numéro 77

Décembre 2023

ISSN (Print) : 2269 - 6016  
ISSN (Online) : 2970 - 4960  
Dépôt légal : Décembre 2023

# Faunitaxys

*Revue de Faunistique, Taxonomie et Systématique  
morphologique et moléculaire*

ZooBank : <https://zoobank.org/79A36B2E-F645-4F9A-AE2B-ED32CE6771CC>

Directeur de la publication, rédacteur, conception graphique et PAO:

*Lionel Delaunay*

Cette revue ne peut pas être vendue

Elle est distribuée par échange aux institutions (version papier)

et sur simple demande aux particuliers (format PDF)

à l'adresse suivante:

AFCFF (Association française de Cartographie de la Faune et de la Flore)

28, rue Voltaire, F- 42100 Saint Etienne

E-mail: [faunitaxys.journal@gmail.com](mailto:faunitaxys.journal@gmail.com)

Elle est disponible librement au téléchargement à partir du site:

<https://faunitaxys.fr/>

La parution de *Faunitaxys* est apériodique

*Faunitaxys* est indexé dans / *Faunitaxys* is indexed in:

- **Zoological Record**

Articles and nomenclatural novelties are referenced by:

- **ZooBank** (<https://zoobank.org>)

Online Archives:

- **HAL** (<https://hal.archives-ouvertes.fr>)

- **Internet Archive** (<https://archive.org>)

Imprimée sur les presses de SPEED COPIE, 6, rue Tréfilerie, F- 42100 Saint-Etienne

**Imprimé le 04 12 2023**

# New contribution to the knowledge of Burmite chaerilids and description of a new species (Scorpiones: Chaerilidae)

WILSON R. LOURENÇO (1,\*) & JÜRGEN VELTEN (2)

(1) Muséum national d'Histoire naturelle, Sorbonne Universités, Institut de Systématique, Evolution, Biodiversité (ISYEB), UMR7205-CNRS, MNHN, UPMC, EPHE, CP 53, 57 rue Cuvier, 75005 Paris, France.

- E-mail : [wilson.lourenco@mnhn.fr](mailto:wilson.lourenco@mnhn.fr)

- ZooBank : <http://zoobank.org/58448BD6-79D7-46CE-AFDD-91EFF2B7D4EF> – Orcid : <https://orcid.org/0000-0002-2386-363X>

(2) Uhlandstr 9 a, 67292 Kirchheimbolanden, Germany.

- ZooBank : <http://zoobank.org/F7A6D8F4-5139-4A78-BC39-AB21BA60FE1C>

\* Correspondence.

## Keywords:

Scorpiones;  
Chaerilidae;  
*Electrochaerilus*;  
*schmidti*;  
taxonomy;  
new species;  
description;  
fossil;  
Burmese amber.

**Abstract.** – In this contribution one new species of the rare genus *Electrochaerilus* Santiago-Blay, Fet, Soleglad & Anderson, 2004 is described. The discovery of this new element of the family Chaerilidae Pocock, 1893 further confirms the validity of the genus *Electrochaerilus* which however, remains poorly speciose. The remarkable degree of diversity in the Burmese amber-producing forests is once again highlighted.

Lourenço W. R. & Velten J., 2023. – New contribution to the knowledge of Burmite chaerilids and description of a new species (Scorpiones: Chaerilidae). *Faunitaxys*, 11(77): 1 – 4.

DOI: [https://doi.org/10.57800/faunitaxys-11\(77\)](https://doi.org/10.57800/faunitaxys-11(77))

ZooBank: <https://zoobank.org/A1035958-0BE3-4C5C-BB9B-550992679D15>

Received: 28/11/2023 – Revised: 01/12/2023 – Accepted: 02/12/2023

## Introduction

As already outlined in previous papers (Lourenço, 2016), amber scorpions still remain rare. Nevertheless, in the last three decades a continuous number of amber pieces containing scorpions have become available for study. This is particularly true for scorpion found in Burmite. A synopsis of taxa recently described from amber was provided by Lourenço (2023) and will not be further listed here. Among the scorpion found trapped in Cretaceous Burmese amber (or Burmite), some groups such as the families Palaeoburmeseuthidae Lourenço, 2015 and Chaerilobuthidae Lourenço & Beigel, 2011 proved to be rather speciose while others remain extremely discrete (Lourenço, 2023). One example of rare groups is illustrated by the family Chaerilidae, represented by the genus *Electrochaerilus* Santiago-Blay, Fet, Soleglad & Anderson, 2004 with the single species *Electrochaerilus buckleyi* Santiago-Blay, Fet, Soleglad & Anderson, 2004 (Santiago-Blay et al., 2004). More recently Xuan et al. (2022) reported a second specimen of chaerilid but no new species was proposed. In this contribution, a new species of *Electrochaerilus* is described comforting therefore the validity of the genus.

## Material and methods

The specimen investigated is preserved in a clear piece of pale yellow to reddish-yellow resin. More details are proposed in the taxonomic treatment. The scorpion representing the new species is not totally complete; it represents in fact an exuvia and most parts have been twisted and dislocated during the process of recovering by the resin. Nevertheless, the resin is rather pale and largely translucent, therefore

many characters are clearly visible, even by transparency. The schematic drawings provided are an interpretation of what was observable. Illustrations and measurements were produced with the aid of a Wild M5 stereomicroscope and a Leica microscope DMLB, both equipped with a drawing tube (camera lucida) and an ocular micrometre. Measurements follow Stahnke (1970) and are given in mm. Trichobothrial notations are those of Vachon (1974). Other morphological terminologies mostly follow Hjelle (1990). Trichobothria are definitely recorded when their bothria (areoles) can be observed; nevertheless, some trichobothria can be deduced through the observation of thin hairs. Considering the morphologies of pedipalp and pectines the scorpion is probably a female; since the specimen is an exuvia, it most certainly represents a pre-adult or a juvenile.

## Taxonomic treatment

### Chaerilidae Pocock, 1893

*Electrochaerilus* Santiago-Blay, Fet, Soleglad & Anderson, 2004

*Electrochaerilus schmidti* Lourenço sp. n.

(Fig. 1-11)

ZooBank: <https://zoobank.org/194FCCF6-EAF4-4662-96D8-AC916EEC153C>

**Holotype.** Most certainly a juvenile or pre-adult. Considering the general morphology and, in particular the size and structure of the pectines teeth, the specimen is most certainly a female. The specimen is trapped in a very clear block of pale-yellow amber which measures 19x18x3 mm. The specimen is represented by an exuvia which was totally twisted and dislocated inside the resin; some inclusions and bubbles prevent a 100% observation of all characters. Insects, Coleoptera and Hymenoptera (wasp) are also present.

Reviewer: Eric Ythier (BYG Taxa, France) - ZooBank: <http://zoobank.org/06FD0852-A88E-49E5-B8E6-E1494B86C4E1>



This is an open access article under the terms of the Creative Commons Attribution-NonCommercial-NoDerivs License, which permits use and distribution in any medium, provided the original work is properly cited, the use is non-commercial and no modifications or adaptations are made.

Copyright 2023 The Authors. *Faunitaxys* published by Lionel Delaunay on behalf of the AFCFF (Association française de Cartographie de la Faune et de la Flore).

**Diagnosis.** – General morphology globally similar to that of other species of fossil and extant chaerilids. The juvenile or pre-adult exuvia has a total length of 14.78 mm. General coloration yellow to reddish-yellow with a few zones slightly darker. Carapace very weakly narrowed toward the anterior edge; anterior margin with a weak concavity; almost acarinate and weakly granulated; furrows shallow. Metasomal carinae weak; only dorsal are better marked; no spinoid granules present on any carinae. Telson incomplete but with a possible pear-like shape. Chela slender and long; dentate margins of fixed and movable fingers with 9-10 rows of granules. Pectinal tooth count 9-9 in female. Genital operculum not well observable, possibly composed of two sub-oval plates. Trichobothriotaxy of type B, possibly orthobothriotaxic.

**Type locality and horizon.** – Myanmar (Burma), Kachin; precise locality unknown; Lower Cretaceous.

**Patronym.** – Specific name honours Mr. André Schmidt, Schulgasse 3, 4800 Zofingen, Switzerland who supported the present study.

**Depository.** – The type specimen is deposited in the Collection of Mr André Schmidt, Schulgasse 3, 4800 Zofingen, Switzerland.

**Relationships.** – The new species has some affinities with *E. buckleyi* Santiago-Blay, Fet, Soleglad & Anderson, 2004, the only previously described Chaerilidae from Burmite.

It can, however, be distinguished from this last species by a number of characters:

- (i) carapace with posterior edge quite narrow, only slightly larger than anterior edge,
- (ii) pedipalps slender and longer, with distinct trichobothria position,
- (iii) pectines longer and with 9-9 teeth vs 6-6 for *E. buckleyi*; a sensitive difference for Chaerilidae species.

## Description

**Coloration.** – Basically yellow to reddish-yellow. Carapace yellow. Tergites pale yellow. Metasomal segments yellow to slightly reddish-yellow. Telson yellow. Chelicerae reddish-yellow with fingers reddish and teeth darkly reddish. Pedipalps yellow to reddish-yellow; dentate margins of fingers reddish. Legs yellow to pale yellow. Venter and sternites yellow; pectines yellow with darker teeth.

**Morphology.** – Carapace only weakly narrowed anteriorly; anterior margin with a weak concavity; almost acarinate and weakly granulated to smooth; furrows shallow. Two pairs of lateral eyes, and one pair of moderate median eyes, about three times the size of lateral eyes; median eyes anterior to the centre of the carapace. Tergites smooth, without granulations; carinae obsolete. Sternum pentagonal; genital operculum plates with more or less a sub-oval shape. Pectinal tooth count 9-9 in female holotype. Sternites smooth with spiracles more or less round-shaped. Metasomal segments longer than wide. All the carinae weakly granular; only dorsal are better marked. Vesicle with a possible pear-like shape; aculeus not observable. Pedipalps elongated; femur with three carinae; internal with a few spinoid granules. Patella with vestigial carinae, almost smooth. Chela weakly enlarged and with a few carinae moderately to weakly marked. Tegument almost smooth. Fixed and movable fingers much longer than manus, with 9-10 rows of granulations on the dentate margins. Chelicerae characteristic of the family Chaerilidae (Vachon, 1963). Trichobothriotaxy of type B; probably orthobothriotaxic (Vachon, 1974); femur with at least 4 external, two dorsal and one internal trichobothria, patella with one *id*, two *d* and at least 3-4 external; chela-hand with *Eb*<sub>1,2,3</sub>, *Est* and *Et*; fixed finger with *et*, *est*, *esb*, *eb* and *db*; *dt* not visible. Legs with pedal spurs reduced.

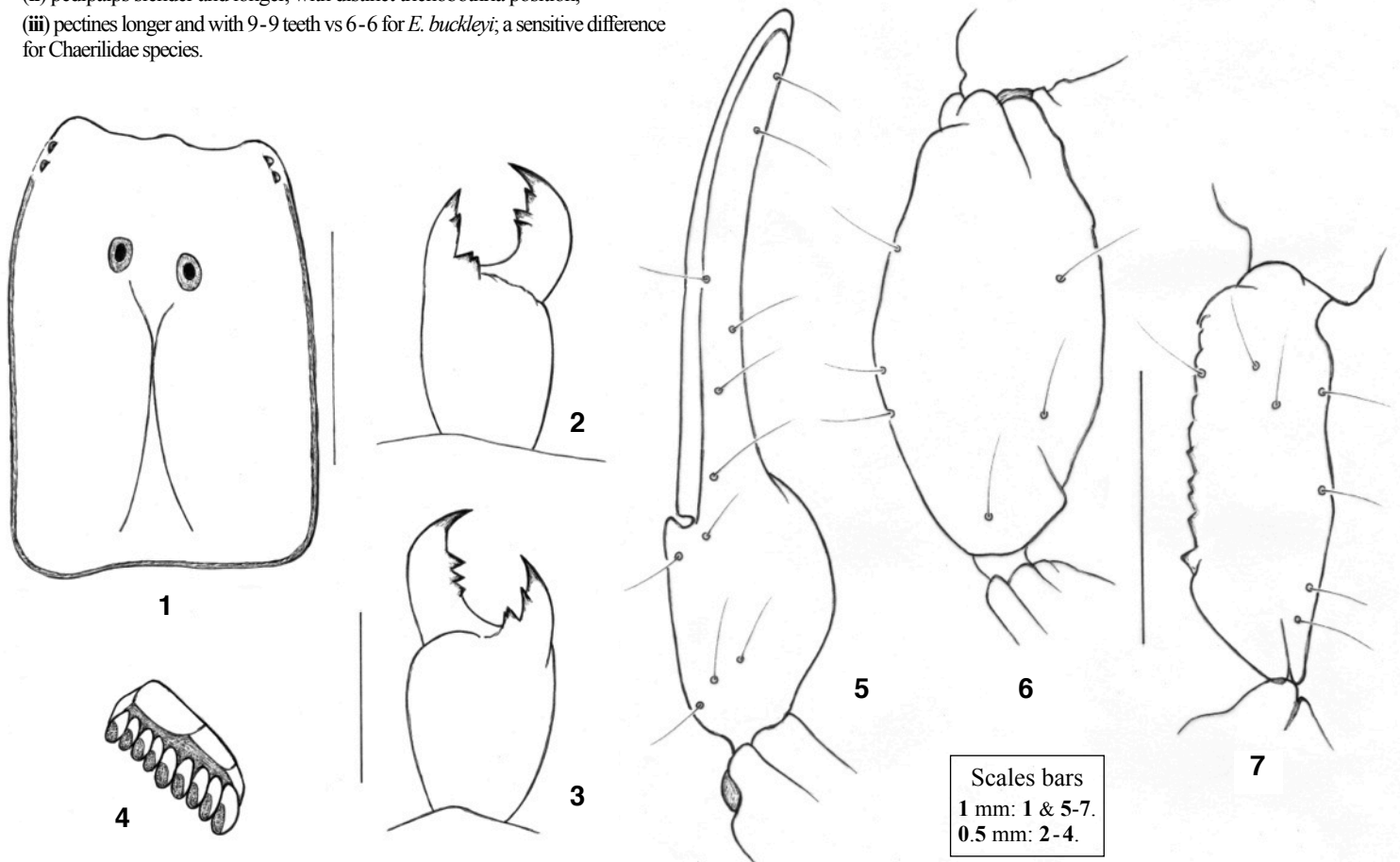
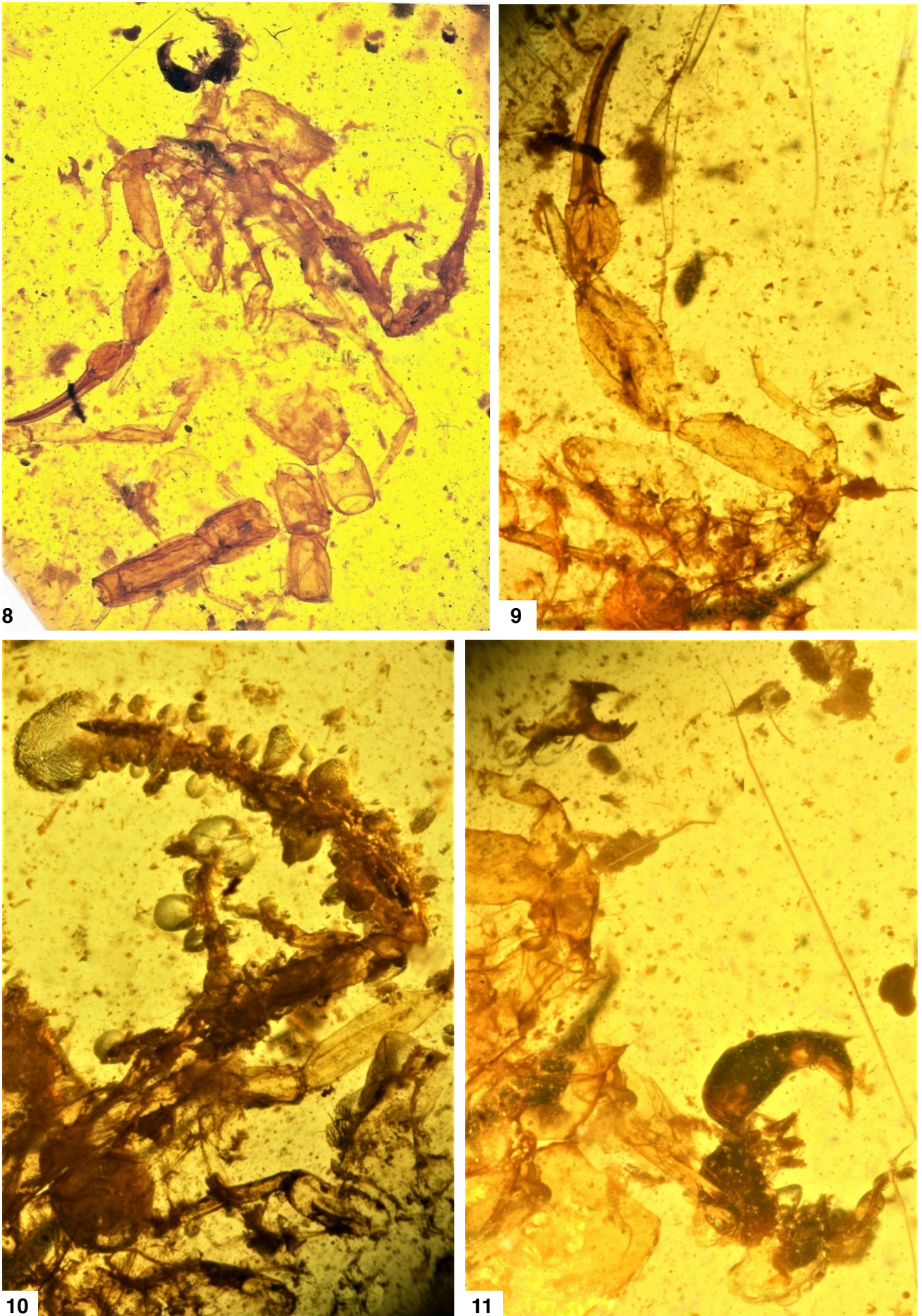


Fig. 1-7. *Electrochaerilus schmidti* Lourenço sp. n., ♀ holotype.

1. Carapace, dorsal aspect, showing eyes. 2-3. Chelicera, dorsal (2) and ventral (3) aspects. 4. Left pecten with 9 teeth. 5-7. Trichobothrial pattern of left pedipalp. 5. Chela, dorso-external aspect. 6-7. Patella (6) and femur (7), dorsal aspect.



**Fig. 8-11.** *Electrochaerilus schmidti* Lourenço sp. n., ♀ holotype.

**8.** Habitus, dorsal aspect. **9-10.** Left (**9**) and right (**10**) pedipalps, dorsal aspects; to notice the right pedipalp covered with bubbles. **11.** Carapace in detail, nearby the wasp; at the top chelicera in detail.

**Morphometric values** (mm) of the female juvenile holotype of *Electrochaerilus schmidtii* Lourenço sp. n.

– **Total length** (including telson) 14.78.

– **Carapace**

length 1.81;  
anterior width 1.07;  
posterior width 1.44.

– **Mesosoma**: length 4.17.

– **Metasomal segments**

**I**: length 1.27, width 0.87;  
**II**: length 1.27, width 0.87;  
**III**: length 1.34, width 0.84;  
**IV**: length 1.44, width 0.84;  
**V**: length 2.21, width 0.81.

– **Telson**: length 1.27.

– **Pedipalp**

femur length 1.57, width 0.54;  
patella length 1.81, width 0.87;  
chela length 2.77, width 0.61;  
movable finger length 1.84.

## References

- Hjelle J. T., 1990. – Anatomy and morphology. Pp. 9-63. In: G. A. Polis (ed.), *The Biology of Scorpions*. Stanford University Press, 587 pp.
- Lourenço W. R., 2016. – A preliminary synopsis on amber scorpions with special reference to Burmite species: an extraordinary development of our knowledge in only 20 years. *ZooKeys*, 600: 75-87.
- Lourenço W. R., 2023. – Scorpions trapped in amber: a remarkable window on their evolution over time from Mesozoic period to present days. *Journal of Venomous Animals and Toxins including Tropical diseases*: 1-15 + Addendum: Commented checklist of the known amber scorpion species: 1-9. <https://doi.org/10.1590/1678-9199-JVATITD-2023-0040>
- Santiago-Blay J. A., Fet V., Soleglad M. E. & Anderson S. R., 2004. – A new genus and subfamily of scorpions from Lower Cretaceous Burmese amber (Scorpiones: Chaerilidae). *Revista Ibérica de Aracnología*, 9: 3-14.
- Stahnke H. L., 1970. – Scorpion nomenclature and mensuration. *Entomological News*, 81: 297-316.
- Vachon M., 1963. – De l'utilité, en systématique, d'une nomenclature des dents des chélicères chez les Scorpions. *Bulletin du Muséum national d'Histoire naturelle*, Paris 2<sup>e</sup> sér., 35: 161-166.
- Vachon M., 1974. – Etude des caractères utilisés pour classer les familles et les genres de Scorpions (Arachnides). 1. La trichobothriotaxie en aracnologie. Sigles trichobothriaux et types de trichobothriotaxie chez les Scorpions. *Bulletin du Muséum national d'Histoire naturelle*, Paris 3<sup>e</sup> sér., 140: 857-958.
- Xuan Q., Cai C. & Huang D., 2022. – Immature chaerilid scorpions from mid- Cretaceous amber of northern Myanmar (Arachnida: Scorpiones: Chaeriloidea). *Cretaceous Research*, <https://doi.org/10.1016/j.cretres.2022.105461>.

## Authors contribution <sup>1</sup>

*Publisher Correspondence.* – WL

*Writing the article.* – WL

*Description.* – WL

*Article proofreading.* – WL

*Bibliographic work.* – WL

*Material study.* – WL & JV

*Author of the figures.* – WL (Fig. 1-7) & JV (Fig. 8-11 and cover)

<sup>1</sup> WL = Wilson R. Lourenço – JV = Jürgen Velten

## Résumé

Lourenço W. R. & Velten J., 2023. – Nouvelle contribution à la connaissance des Chaerilidae de l'ambre Crétacé de Myanmar et description d'une nouvelle espèce (Scorpiones : Chaerilidae). *Faunitaxys*, 11(77): 1 – 4.

Dans la présente contribution, une nouvelle espèce du rare genre *Electrochaerilus* Santiago-Blay, Fet, Soleglad & Anderson, 2004 est décrite. La découverte de ce nouvel élément appartenant à la famille des Chaerilidae vient conforter la validité du genre *Electrochaerilus* qui demeure pauvre en espèces. La remarquable diversité des forêts productrices d'ambre Crétacé du Myanmar est une fois de plus mise en évidence.

Mots-clés. – Scorpiones, Chaerilidae, *Electrochaerilus*, *schmidtii*, taxonomie, nouvelle espèce, description, fossile, ambre birman, crétaé.

## Derniers articles publiés

Badry A., Saleh M., Sarhan M. M. H., Younes M., Lourenço W. R. & Ythier E., 2023. – A new species of *Leiurus* Ehrenberg (Scorpiones: Buthidae) from Sinai, Egypt and comments on its relationships with *L. quinquestriatus* and *L. hebraeus* using morphological and molecular evidence. *Faunitaxys*, 11(54): 1 – 10. [https://doi.org/10.57800/faunitaxys-11\(54\)](https://doi.org/10.57800/faunitaxys-11(54))

hao M.-Z. & Pham P.V., 2023. – Two new species of the genus *Anomala* Samouelle from Vietnam and Laos, with a checklist of Vietnamese *Anomala* (Coleoptera: Scarabaeidae: Rutelinae). *Faunitaxys*, 11(55): 1 – 9. [https://doi.org/10.57800/faunitaxys-11\(55\)](https://doi.org/10.57800/faunitaxys-11(55))

Santos-Silva A. & Botero J. P., 2023. – Taxonomic and geographical notes on *Leptostylus* LeConte, 1852 (Coleoptera, Cerambycidae, Lamiinae, Acanthocini) with the descriptions of two new species. *Faunitaxys*, 11(56): 1 – 9. [https://doi.org/10.57800/faunitaxys-11\(56\)](https://doi.org/10.57800/faunitaxys-11(56))

Lourenço W. R. & Velten J., 2023. – A second species of *Archaeoscorpions* Lourenço, 2015 from Cretaceous Burmese amber (Scorpiones: Palaeoscorpionidae). *Faunitaxys*, 11(57): 1 – 4. [https://doi.org/10.57800/faunitaxys-11\(57\)](https://doi.org/10.57800/faunitaxys-11(57))

Rubio G.D., Stolar C.E., Baigorria J.E.M. & Baptista R.L.C., 2023. – Description of two new species of jumping spider *Colonus* F. O. Pickard-Cambridge, 1901 (Araneae: Salticidae) from Brazil and Argentina. *Faunitaxys*, 11(58): 1 – 10. [https://doi.org/10.57800/faunitaxys-11\(58\)](https://doi.org/10.57800/faunitaxys-11(58))

- Santos-Silva A. & Monné M. A., 2023. – A new species and new Brazilian state record in *Lepturges* (*Lepturges*) Bates (Coleoptera, Cerambycidae, Lamiinae). *Faunitaxys*, 11(59): 1 – 4. [https://doi.org/10.57800/faunitaxys-11\(59\)](https://doi.org/10.57800/faunitaxys-11(59))
- Háva J. & Coache A., 2023. – A contribution to knowledge of Mycetophagidae (Coleoptera) from Benin. *Faunitaxys*, 11(60): 1 – 4. [https://doi.org/10.57800/faunitaxys-11\(60\)](https://doi.org/10.57800/faunitaxys-11(60))
- Ythier E. & Giupponi A. P. L., 2023. – A new whip spider species of the genus *Charinus* Simon, 1892 (Amblypygi: Charinidae) from French Guiana. *Faunitaxys*, 11(61): 1 – 5. [https://doi.org/10.57800/faunitaxys-11\(61\)](https://doi.org/10.57800/faunitaxys-11(61))
- Bate R., Sudre J. & Bate M. D., 2023. – Description of two new species, with synonymies and new distribution records, for some species of African *Prosopocera* Blanchard and *Eunidia* Erichson (Coleoptera, Cerambycidae, Lamiinae). *Faunitaxys*, 11(62): 1 – 19. [https://doi.org/10.57800/faunitaxys-11\(62\)](https://doi.org/10.57800/faunitaxys-11(62))
- Coache A. & Orbach E., 2023. – Contribution à la connaissance des brentides de l'archipel de Sao Tomé et Principe (Coleoptera, Curculionioidea, Brentidae: Cyphagoginae & Trachelizinae). *Faunitaxys*, 11(63) : 1 – 14. [https://doi.org/10.57800/faunitaxys-11\(63\)](https://doi.org/10.57800/faunitaxys-11(63))
- Qiu J. Y., 2023. – Flower beetles of the Asian genus *Dicronocephalus* Hope (Coleoptera: Scarabaeidae: Cetoniinae): The description of a new species from China and intraspecific variations of *D. adamsi*. *Faunitaxys*, 11(64): 1 – 11. [https://doi.org/10.57800/faunitaxys-11\(64\)](https://doi.org/10.57800/faunitaxys-11(64))
- Ballerio A. & Coache A., 2023. – A new flightless species of *Melanophilharmostes* from São Tomé (Coleoptera Scarabaeoidea Hybosoridae Ceratocanthinae). *Faunitaxys*, 11(65): 1 – 6. [https://doi.org/10.57800/faunitaxys-11\(65\)](https://doi.org/10.57800/faunitaxys-11(65))
- Minkina L., Jákł S. & Bezděk A., 2023. – A new *Rhyparus* Westwood, 1845 (Coleoptera: Scarabaeidae: Aphodiinae) species with modified pygidium and last abdominal ventrite in females. *Faunitaxys*, 11(66): 1 – 5. [https://doi.org/10.57800/faunitaxys-11\(66\)](https://doi.org/10.57800/faunitaxys-11(66))
- Lanuza-Garay A. & Rivera M., 2023. – Description of a new species of *Sternacutus*, notes on *Pseudosparna iolandae* and *Trichotithonus curvatus*, new records and host plants in Acanthocinini (Coleoptera, Cerambycidae, Lamiinae) from Panama. *Faunitaxys*, 11(67): 1 – 6. [https://doi.org/10.57800/faunitaxys-11\(67\)](https://doi.org/10.57800/faunitaxys-11(67))
- Chen Z.-T., 2023. – *Borisnia* gen. nov., a new genus of Capniidae (Insecta: Plecoptera) from China. *Faunitaxys*, 11(68): 1 – 5. [https://doi.org/10.57800/faunitaxys-11\(68\)](https://doi.org/10.57800/faunitaxys-11(68))
- Ythier E., 2023. – A new species of *Buthus* Leach, 1815 from the Atlantic coast of Morocco (Scorpiones: Buthidae). *Faunitaxys*, 11(69): 1 – 7. [https://doi.org/10.57800/faunitaxys-11\(69\)](https://doi.org/10.57800/faunitaxys-11(69))
- Roux P. & Écharoux D., 2023. – Nouveaux *Pheropsophus* Solier 1833 d'Asie (Coleoptera, Caraboidea, Brachinini). *Faunitaxys*, 11(70): 1 – 7. [https://doi.org/10.57800/faunitaxys-11\(70\)](https://doi.org/10.57800/faunitaxys-11(70))
- Hennemann F. H., 2023. – A taxonomic review, including new species and new records of Philippine Obrimini stick insects (Insecta: Phasmatodea: Heteropterygidae: Obriminae). *Faunitaxys*, 11(71): 1 – 135. [https://doi.org/10.57800/faunitaxys-11\(71\)](https://doi.org/10.57800/faunitaxys-11(71))
- Lacroix M., Coache A. & Filippi G., 2023. – Deuxième contribution à la connaissance des Sericinae de Sao Tomé et Principe (Coleoptera, Scarabaeoidea). *Faunitaxys*, 11(72) : 1 – 11. [https://doi.org/10.57800/faunitaxys-11\(72\)](https://doi.org/10.57800/faunitaxys-11(72))
- Keith D., Pham P.V. & Sabatinelli G., 2023. – *Exolontha permirabilis*, a new species from Vietnam with notes on the genus (Col. Scarabaeidae Melolonthinae Melolonthini). *Faunitaxys*, 11(73): 1 – 5. [https://doi.org/10.57800/faunitaxys-11\(73\)](https://doi.org/10.57800/faunitaxys-11(73))
- Vives E., 2023. – Especies nuevas o interesantes de longicornios de Filipinas (Pars 24). (Coleoptera, Cerambycidae). *Faunitaxys*, 11(74): 1 – 5. [https://doi.org/10.57800/faunitaxys-11\(74\)](https://doi.org/10.57800/faunitaxys-11(74))
- Laguerre M., 2023. – Generic revision of *Hypercompe* Hübner, [1818] and allied genera with descriptions of new genera and new species (Lepidoptera: Erebiidae: Arctiinae). *Faunitaxys*, 11(75): 1 – 34. [https://doi.org/10.57800/faunitaxys-11\(75\)](https://doi.org/10.57800/faunitaxys-11(75))
- Ythier E. & Lourenço W. R., 2023. – A new species of *Hadruiroides* Pocock, 1893 from Peru (Scorpiones: Caraboctonidae). *Faunitaxys*, 11(76): 1 – 7. [https://doi.org/10.57800/faunitaxys-11\(76\)](https://doi.org/10.57800/faunitaxys-11(76))

### Faunitaxys est échangée avec les revues suivantes (« print versions ») :

- Annali del Museo Civico di Storia Naturale G. Doria (Italie)
- Boletín de la Asociación española de Entomología (Espagne)
- Boletín de la Sociedad Andaluza de Entomología (Espagne)
- Bollettino del Museo di Storia Naturale di Venezia (Italie)
- Bulletin de la Société linnéenne de Lyon (France)
- Bulletin of Insectology (Italie)
- Heteropterus Rev. Entomol. (Espagne)
- Israel Journal of Entomology (Israël)
- Klapalekiana (République Tchèque)
- Koleopterologische Rundschau (Allemagne)
- Memorie del Museo Civico di Storia Naturale di Verona (Italie)
- Nova Supplementa Entomologica (Allemagne)
- Proceedings of the Entomological Society of Washington (USA)
- Revue suisse de Zoologie (Suisse)
- Spixiana (Allemagne)
- Stuttgarter Beiträge zur Naturkunde A, Biologie (Allemagne)
- Zoosystematica Rossica (Russie)

# Faunitaxys

Volume 11, Numéro 77, Décembre 2023

## SOMMAIRE

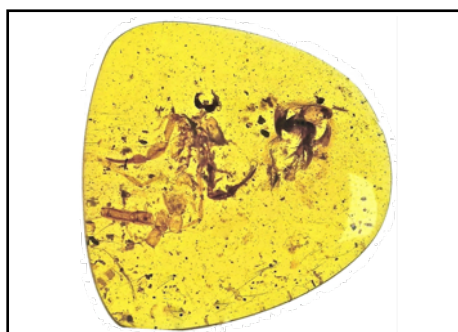
Nouvelle contribution à la connaissance des Chaerilidae de l'ambre Crétacé de Myanmar et description d'une nouvelle espèce (Scorpiones : Chaerilidae).

*Wilson R. Lourenço & Jürgen Velten* ..... 1 – 4

## CONTENTS

New contribution to the knowledge of Burmite chaerilids and description of a new species (Scorpiones: Chaerilidae).

*Wilson R. Lourenço & Jürgen Velten* ..... 1 – 4



### ***Illustration de la couverture :***

*Electrochaerilus schmidti* Lourenço **sp. n.**, in the stone (piece of amber).

Crédits:

**Wilson R. Lourenço:** Fig. 1-7.

**Jürgen Velten:** Fig. 8-11 & couverture.