



HAL
open science

The lapidary elements of the Castle of Belvoir

Anne Flammin, Paul François, Florian Renucci

► **To cite this version:**

Anne Flammin, Paul François, Florian Renucci. The lapidary elements of the Castle of Belvoir. *Medievalista*, 2023, 33, 10.4000/medievalista.6278 . hal-04313645

HAL Id: hal-04313645

<https://hal.science/hal-04313645v1>

Submitted on 29 Nov 2023

HAL is a multi-disciplinary open access archive for the deposit and dissemination of scientific research documents, whether they are published or not. The documents may come from teaching and research institutions in France or abroad, or from public or private research centers.

L'archive ouverte pluridisciplinaire **HAL**, est destinée au dépôt et à la diffusion de documents scientifiques de niveau recherche, publiés ou non, émanant des établissements d'enseignement et de recherche français ou étrangers, des laboratoires publics ou privés.



Distributed under a Creative Commons Attribution - NonCommercial 4.0 International License

Anastylosis of the chapel

The lapidary elements of the Castle of Belvoir

Anastylosis of the chapel

Os elementos pétreos do Castelo de Belvoir. A anastilose da capela

Anne Flammin, Paul François and Florian Renucci



Electronic version

URL: <https://journals.openedition.org/medievalista/6278>

DOI: [10.4000/medievalista.6278](https://doi.org/10.4000/medievalista.6278)

ISSN: 1646-740X

Publisher

Instituto de Estudos Medievais - FCSH-UNL

Electronic reference

Anne Flammin, Paul François and Florian Renucci, "The lapidary elements of the Castle of Belvoir", *Medievalista [Online]*, 33 | 2023,

Online since 01 January 2023, connection on 19 January 2023. URL: <http://journals.openedition.org/medievalista/6278> ; DOI: <https://doi.org/10.4000/medievalista.6278>

This text was automatically generated on 19 January 2023.



Creative Commons - Attribution-NonCommercial 4.0 International - CC BY-NC 4.0

<https://creativecommons.org/licenses/by-nc/4.0/>

Anastylosis of the chapel

The lapidary elements of the Castle of Belvoir

Anastylosis of the chapel

Os elementos pétreos do Castelo de Belvoir. A anástilose da capela

Anne Flammin, Paul François and Florian Renucci

EDITOR'S NOTE

Data recepção do artigo / Received for publication: 23 de Fevereiro de 2022

Data aceitação do artigo / Accepted in revised form: 22 de Novembro de 2022

- 1 To the northwest of Belvoir Castle, beyond the northern moat, stands a lapidary deposit of more than a thousand carefully stacked worked blocks that have never been studied. They were stored here by archaeologist Ben Dov and his team, following the excavation of the castle between 1963 and 1966, and their condition of discovery is unknown (**Fig. 1**). Essentially made up of architectural elements (rib voussoirs, engaged column, jamb, capital...), this material is likely to shed new light on the chronology of the castle, which appears now devoid of decoration. This lapidary deposit has therefore been the subject of an in-depth analysis that required the establishment of a protocol, the presentation of which will precede the first results. While the majority of the blocks seem to have belonged to the castral chapel, which has now disappeared, a part could also be attached to the other rooms of the castle¹. The main objective of this work is to propose an anastylosis of the chapel.



Fig. 1 – Belvoir, general view of the lapidary material (© A. Flammin).

Methodology

- 2 To carry out this study, we set up a three-step protocol: the first one is the identification and classification of the blocks, the second one is the inventory and enrichment of a database and the third one is the survey of the blocks.

Identification and classification of blocks

- 3 The first operation consisted in identifying blocks of the same type, classifying them and gathering them in the same space on the site (**Fig. 1**). The first step was to identify structural or functional types (only almond-shaped voussoirs with a common section, for example), then to classify them according to their morphological and functional characteristics (i.e. all the almond-shaped voussoirs). A mechanical machine was used to unstack and move the pile of blocks. In the field, block lines were created to facilitate access to the different faces and make visible the inventory number painted on each of them². We thus gathered the blocks belonging to the vaulting (almond-shaped voussoirs, double-roll voussoirs of the bands or roll voussoirs of the wall bed rib arches as well as the roll voussoirs and doucine); those from the compound piles (chamfered plinth, attic base, drum and capital of engaged columns as well as the bands and the bases or departures of the ribs and wall bed rib arches); from an axial apsidal bay (support and pedestal...) and those constituting a liturgical cabinet. Many curved facing blocks can be attached to an apse and others to its *cul-de-four*.

Inventory of blocks in a database

- 4 The systematic inventory of the blocks was based on the creation of a form whose headings were designed to describe them precisely and allow grouping according to defined types (Fig. 2). Thus, this form, filled out in the field, gives us information on the nature of the materials used: basalt, marble and, particularly, fine or coarse limestone. The dimensions of the blocks are given very precisely in order to differentiate between very similar types and to quickly identify recurring dimensions, such as the course heights. The traces left by the cutting tools are also described, and the tool used (chisel or other) mentioned. The lapidary marks are also inventoried, sketched, and drawings added to the card as well as a description of the block, its state of conservation, any traces of reuse, and tracing of the block with photographs of its various faces. These cards populate a database that provides a permanent record and the ability to query the data to answer various questions. Once this systematic inventory was achieved, a catalog of the shapes of the different architectural pieces was put together.

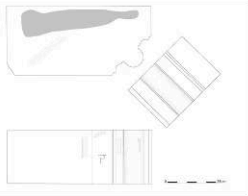
BELVOIR château		N° autorisation C282014	année inventaire 2015	Fiche LAPIDAIRE
N°	Grand type (architectural/funéraire/domestique/autre)	Type (base, colonne, claveau, ...)	Total type	
L 0030	Architecture	Piedroit à rouleau et doucine		
Matériau <input checked="" type="checkbox"/> calcaire oolithique <input type="checkbox"/> calcaire «grossiers» <input type="checkbox"/> basalte <input type="checkbox"/> autre (à préciser)		Dimensions (en cm) Hauteur d'assise 28 Longueur en parement 73 Profondeur (dans le mur) 35		Voussoir Distance intrados-extrados Longueur intrados Longueur extrados Profondeur
Taille (outils) <input checked="" type="checkbox"/> maillet brisé/fin <input checked="" type="checkbox"/> maillet bachelé/grossier <input checked="" type="checkbox"/> ciseau brisé/fin <input type="checkbox"/> ciseau bachelé/grossier <input type="checkbox"/> ciseau droit (taillé pour chabot) <input type="checkbox"/> ciseau droit/grossier <input type="checkbox"/> broche aspect lisse <input type="checkbox"/> broche aspect avec impacts <input type="checkbox"/> pic <input type="checkbox"/> autre (à préciser) <input type="checkbox"/> trait de trace préhistorique		Dessin 		
Marque lapidaire <input checked="" type="checkbox"/> Localisation sur le bloc : Caennais en parement et près des moulures Type de taille <input type="checkbox"/> Gravure fine à la pointe <input checked="" type="checkbox"/> Taille en biseau <input type="checkbox"/> Autre		Photo 		
Description générale Piedroit à rouleau et doucine		Mortier (nature et localisation) : Mortier de sable et chaux sur lit d'attente et de pose <input type="checkbox"/> Rebouchage <input type="checkbox"/> Enkilé Etat de conservation : Valeurs observées mais cassure aux niveaux du rouleau <input type="checkbox"/> érodé <input type="checkbox"/> Lichen		
<input type="checkbox"/> Remplis : <input type="checkbox"/> Encoche <input type="checkbox"/> Trou de scellement <input type="checkbox"/> Autre		N° des photos : 03C 101 à 1016 N° minute : 2015 et 59 Auteur de la fiche : Anne Flammin Date : 20/6/2015		
Lieu de conservation : Lapidaire MO château Zone : 5				

Fig. 2 – Presentation of an inventory sheet of the lapidary furniture of Belvoir Castle (Conception and realization by A. Flammin and F. Renucci).

- 5 Included in this inventory were blocks that had been taken from the site during Ben Dov's excavations and are now kept in the National Museum of Jerusalem or in the archaeological repository of Beth Shemesh. They were studied in the same manner. Most of them are remarkable because of their carved and sometimes figurative (Fig. 3) or painted decoration (traces of red and blue paint on a fragment of a painted capital) or because of the use of marble, a material coming from the reuse of ancient or Byzantine pieces (Fig. 3).



Fig. 3 – Blocks with figurative decoration from Belvoir Castle preserved in the National Museum in Jerusalem and the base of a column cut from a Byzantine capital from Belvoir Castle.

Block Survey (Fig. 4)

- 6 Tracing of the blocks was mostly done at a scale of 1:5. However, for greater accuracy, the lapidary marks were drawn at a scale of 1:1³. All of the blocks with decoration (column capitals, notably) have been surveyed manually, whereas, for the most common elements (such as pieces of piles), a single representative per type of structural or functional element may be sufficient. Even though it takes time and manpower, a manual survey is essential because it allows for a thorough examination of the block, and provides a support containing *in situ* analyses and sufficient detail to make this analysis possible. This is the only way to identify the different faces of the block (those that were visible, those hidden that were hidden in the masonry...) in particular by observation of traces left by the cutting tools. A manual survey is therefore essential for the reassembly the blocks or to propose assemblies. The most significant blocks have also been photogrammetrically surveyed to make a 3D image. With the orthophotographs extracted from this model, we could complete the most complex block surveys during the post-excavation phase and thus compensate for the lack of time required for a detailed drawing. However, this type of survey has not been carried out for all the lapidary furniture (660 blocks inventoried to date), because of the high number of photographs in the field it requires in adverse lighting conditions, and of the sometimes difficult handling of heavy blocks.

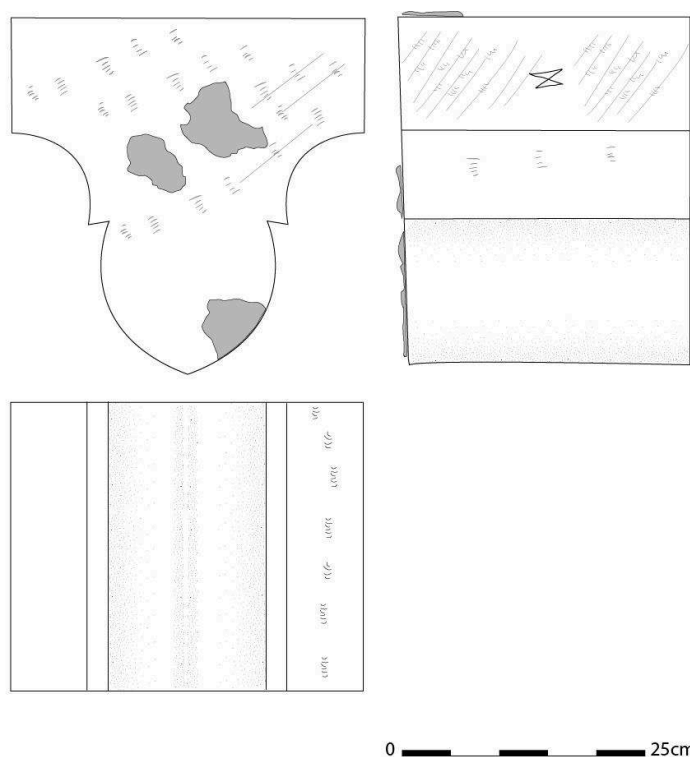


Fig. 4 – Belvoir, survey of the rib voussoir L. 0002 (Drawing and CAD A. Flammin).

First results and restitution proposal

- 7 Several indicators seem to show that these blocks belong to the same architectural ensemble.
- 8 They are for the most part cut from the same material: a very fine white oolitic limestone in which strictly identical traces of cutting tools are repeated according to the different types of face⁴. The blocks were preshaped with a pick or a spindle. Marks on the assembly faces of the blocks were left by roughly comb-shaped edges, while the surfaces of the blocks which were to be exposed were worked with a comb-shaped chisel. Finally, a flat chisel was used to smooth and emphasize the edges. The rare irregularities of this limestone, such as holes, have been carefully filled with a fine lime mortar.
- 9 Meticulous measurements revealed block moldings of identical dimensions, such as recurrent course heights (34 cm, 37 cm), or voussoir and small-column rolls of strictly identical diameters (10.5 cm). In addition, identical, well-crafted lapidary marks were found on several blocks (85 different marks to date). Lastly, some details show a stylistic unity, notably in the treatment of the leaves on the capitals.
- 10 Based on the analysis of the measurements and the identification of the assembly traces left on the blocks (mortar revealing the joint faces...), we have proposed the reconstruction of several architectural components. Some coherent architectural elements could even be the subject, on site, of preliminary proposals for life-size reassembly such as the axial window of the apse, the elements of the piles composed of the nave or the liturgical cabinet. However, due to a lack of sufficient means (lifting apparatus, heavy safety equipment, block stabilization), and because of the loss of

certain blocks, these assemblies could not be totally validated. The *in situ* reassembly work served as the basis for a digital anastylosis operation carried out in 2017. It consisted in reassembling the digital duplicates of each block, without the constraints of the physical world. In addition, with this process, it is possible to test many hypotheses very quickly, to create missing blocks from existing examples and thus to validate or rule out hypotheses that are unimaginable on the site. Based on the study of each of these primitive assemblies, presenting a high degree of certainty, we set out to integrate them into a larger whole. While some field hypothetical reconstructions, such as that of the axial apsidal bay, thanks to a large proportion of preserved blocks, can be taken into account as such in the digital restitution, other assemblies such as the compound pile, the ogival vault or the liturgical cabinet required more in-depth work. The analysis of the layout of these architectural ensembles made it possible to propose a restitution of the plan, the elevation and the covering of the chapel. The confrontation of these hypotheses with the data from the architectural study of the castle also fed into the proposal for the layout of the chapel on the upper floor, above the entrance⁵.

- 11 The digital anastylosis method we used to consist of several steps. First, the blocks were reproduced in a 3D modeling software based on the surveys made *in situ*. We have indeed excluded the digitization of the preserved blocks because of their large number, while the digital reproduction from the field surveys has allowed the restitution of the original shape of these blocks. At the end of this first step, we obtained a collection of digital blocks that we could manipulate digitally with great ease. It was also possible to duplicate blocks or to modify them slightly in order to complete certain assemblies with missing elements. The second step consisted precisely in producing virtual assemblies from these blocks: the ease of manipulation of digital elements allowed us to test hypotheses that we had not been able to put in place *in situ*. These assemblies were designed and tested in parallel since it is easy to understand that one element of the chapel can have influences on the others, especially when considering the elements of the roof and vaulting. We therefore produced several hypotheses of assemblies leading to radically different forms of the interior of the chapel at Belvoir Castle. The last step consisted in choosing the most solid hypothesis, the one presented here. For this, we adopted a sensitive approach (via the immersion of the researchers thanks to a virtual reality device in the 3D models of these different hypotheses⁶) and a mechanical approach (by calculating the mechanical consequences of the different hypotheses of restitution, and thus of covering, on the lower parts of the castle structure).

The Axial Bay in a Semicircular Apse (Fig. 5)

- 12 In 2015, the discovery of the missing sill stone allowed the entire base of the axial window to be raised in the field by connecting the interior jamb stones, containing both the window splay and the circular facing of the apse. The opening of the window is 0.90 m. The thickness of the wall at the axis of the sill is 0.63 m. The three sill stones have a straight exterior facing that appears to accredit a flat chevet wall.

The Liturgical Cabinet (Fig. 5)

- 13 A liturgical cabinet was identified from blocks of the same course height (34 cm) with a typical groove. It was reconstructed in 2016 on the site. This cabinet has an 0.58 m wide and 0.78 m high opening; the interior volume has the same height for a width of about 1.18 m. It was divided, at mid-height, by a shelf about 8 cm thick. The blocks forming a lintel or threshold have a notch in the depth of the wall, probably compatible with a hinge closure system. The presence of concave circular facings attests that the cabinet was inscribed in the apsidal walls. Its position, however, can only be arbitrarily established, and the choice was made to place it to the south of the apse, as close as possible to the jamb supporting the triumphal arch. It had to be at a reasonable height to easily access the objects necessary for the proper conduct of the liturgy.



Fig. 5 – Belvoir, in situ reassembly of the axial bay and the liturgical cabinet in the apse (photo A. Flammin).

The Compound Pile (Fig. 6)

- 14 The pile system is composed of many distinct subsets with a typical 45° angle arrangement allowing them to be grouped together. These subsets are as follows: the plinth, the engaged base supporting the columns (their state of conservation is very uneven and there is no known base for the central column), the column shafts and their engaged capitals (at least one for each column), the stringcourse and the springers of the wall-rib and ogive arches⁷. Each subset has its own assembly logic. The pile has five symmetrically arranged engaged columns of decreasing diameter as they get further from the center: 37 cm for the central column, 20 cm for the two side columns, and 16 cm for the most off-center columns. The attic bases rest on a 24 cm

high chamfered plinth. The engaged columns are topped with Corinthian-style capitals with baskets with two rows of smooth leaves and volutes with stretched scrolls. The pile thus formed is leaning against the drip walls and supports the departure of the stringcourse of the central transverse rib and, on the sides, those of the voussoirs of the cross vault and those of the pointed arches.



Fig. 6 – Belvoir, hypothesis of 3D restitution of the compound pile (3D image P. François).

- 15 With our digital tool, we were able to test the combination of these subsets, and an assembly of the pile leaning against the gutter-bearing wall was reconstructed from elements preserved: barrels of engaged columns in three different diameters, two very eroded bases, several capitals and the plinths. It allowed for the *in situ* anastyles of the pile suggested so far to be discarded, while bringing out the loss of specific blocks such as the parts of the plinth supporting the central column as well its base. The same can be said of the stringcourse above the pile: none of the blocks found seems to fit the capital of the central column.
- 16 The reassembly also made it possible to confirm the way in which the different vault springers were organized above the pile, and to explain the geometrical differences between the preserved “heart-shaped” pointed arch springers, which resulted in particular assemblies. Indeed, one seems to have belonged to the springer of a central pile, and another to a corner pile. The first one (block 210) has a non-symmetrical base that allows for the integration of a wall-rib arch springing and a transverse rib springing. The second one (block 579), on the other hand, has a symmetrical base allowing to accommodate the presence of a springing of a wall-rib arch on each side, a situation found in the corners of a room.
- 17 The columns of the pile also allow for a strong chained assembly with the wall. The tails of the blocks are alternately inserted towards the inside of the pile and towards the inside of the wall, guaranteeing the structural assembly maximum stability⁸.

18 Digital experiments have made it possible to reconstruct the pile as a whole, without however knowing for sure the height of its columns. Even without this information and the double-arched springer which, very likely, presented a springing with the characteristic moldings, it quickly appears that this architecture presents a certain sophistication generally absent from the Crusader castral chapels of this period. Not only do the other chapels still preserved not have ribbed vaults, they don't have this type of compound piles either; their profile is much more sober (such as the chapel of Margat or that of Chastel Blanc in Syria for example)⁹. It is therefore not possible to exclude the fact that this vaulting is part of the covering of other rooms in the castle, such as the Chapterhouse. By continuing our work, we hope to be able one day to clarify this hypothesis.

Elbow Columns (Fig. 7 and 8)

19 Several elbow columns and their capitals are included into the lapidary furniture of the castle of Belvoir. They are corbelled out supports composed of a curved shaft forming a right angle (the lower part of which sinks into the wall) topped by a capital surmounted by an abacus. The capitals are of Corinthian style and the baskets two rows of smooth acanthus leaves that are curved and swollen at their ends. The upper register stands out from the antique model by the absence of stems, chalices, and helices. These elbow columns are known and frequently used both in Western architecture and in the Holy Land. In the 1994-thesis she wrote about them, Esther Grabiner demonstrated the birth of the small elbow column in the second decade of the twelfth century in construction sites of the cloister buildings of the Holy Sepulchre in Jerusalem¹⁰. It then became "an ordinary component of cross production in Jerusalem" and was, according to her, imported into the West, probably at the end of the twelfth century¹¹. It does not seem, according to our first hypotheses, that they can be linked to the architecture of the chapel, since one cannot combine, in the same architecture, the elbow columns and the compound piles. Likewise, the assembly of the elbow columns with the preserved transverse rib voussoirs is impossible. If they do not find any place in the elevation of the chapel, they may have belonged to the other decorated rooms on the upper floor of the castle.



Fig. 7 – Belvoir, elbow column and its basalt capital at the entrance to the castle (photo A. Flammin).




Fig. 8 – Belvoir, 3D reconstruction hypothesis of a elbow column and its capital (3D image P. François).

Restitution of the plan of the Chapel (Fig. 9 and 10)

- 20 By comparing the previous data with observations members of our team carried out on the remains kept on the upper floor of the castle, we could come up with a plan of a single-nave chapel with probably two bays and a semicircular apse.
- 21 Thanks to their curved facing, the elements of the apse were identified very early on as forming a coherent architectural ensemble. The series of measurements of the radius of curvature carried out on a sample of curved plinths, stringcourses and facings allowed us to verify that the opening of the apse was equal to 6.5 ± 0.2 m with a relatively high degree of confidence (a variation of about twenty centimeters is nevertheless possible). The blocks found and identified as belonging to the axial bay of the apse allow, as we have seen, to reconstruct a flat chevet. The apse and the corresponding semi-dome vault must have been associated with a triumphal arch, so the voussoirs were also the subject of a radius of curvature survey. The opening of the arch resulting from these radii, depending on whether it is a round or a pointed arch, should correspond to the opening of the apse. Unfortunately, the uncertainty due to the small size of the voussoirs (and the resulting reduced pitch) implies a large variation in the measurements that makes both full-circle and pointed arch possible. However, the estimated construction period of the chapel, along with a stylistic analysis of other castral chapels of the order, encourage the reconstruction of a triumphal arch with a pointed arch. It was supported by jambs whose blocks are clearly identified with their curved facing (facing the apse) and their flat facing (facing the nave). This information allows us to integrate with certainty these elaborately carved jambs into our building, although the castral chapels of the Hospital are generally devoid of such ornamentation¹². A complete reconstruction of the apse implies the knowledge of the height of the columns supporting the triumphal arch, which cannot be deduced from the lapidary. To remedy this, we have therefore used both the statistical method and the 3D tool by evaluating the percentage of columns elements found for each hypothesis and by estimating the spatial and stylistic coherence of said hypotheses. We thus suggest that the top of stringcourse -running along the walls of the chapel and the apse culminates at 5.2 m high and that of the semi-dome at 9.5 m. At the end of the work on the apse, we can therefore present plans and sections of this part of the chapel with great confidence.

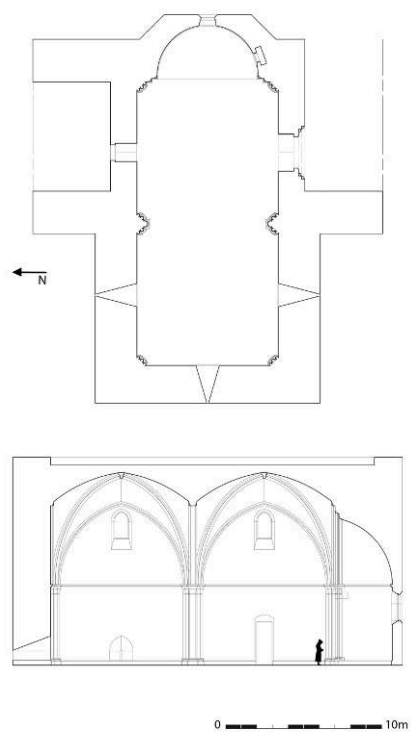


Fig. 9 – Hypothesis for the restitution of the plan and longitudinal section of the Belvoir castle chapel (DAO Paul François).




Fig. 10 – Hypothesis of the restitution of the interior elevation of the Belvoir castle chapel with its ogive vault (3D image P. François).

- 22 Two competing hypotheses allow us to move forward in the precise definition of the plan of the nave: the first one is based on a ribbed vault, and the second one on a

pointed cross vault. The first hypothesis is based on the presence in the lapidary of numerous blocks belonging to such a covering: ogival vaults, wall-rib, transverse rib, keystone, as well as the corresponding piles. It cannot be denied that the identical moldings of the stringcourse and plinth seem to strongly connect the piles of the ogive vault to the apse, which undoubtedly belongs to the chapel. Nevertheless, it cannot be ruled out that these vaulting elements may also have belonged to other rooms in the castle: to a ceremonial hall or to the Chapterhouse, which is traditionally more decorated than the chapel. The second hypothesis, on the other hand, is based on a stylistic correspondence with the other chapels of hospital castles of the twelfth century¹³, whose architecture and covering are very sparse, but whose corresponding lapidary elements would not have reached us.

- 23 Thus, the initial conclusions of the study of the lapidary furniture, combined with architectural analyses, make it possible to reconstruct a castral chapel at Belvoir with a single nave with two bays, probably with a ribbed vault, and a semicircular apse. The chapel was to be 25 m long in total (with 22 m inside) and 12.5 m wide (with 9 m inside). It must have been located on the first floor of the castle. The size of the blocks as well as the carved decoration reveal a very meticulous sculpture borrowing from models coming from Europe, especially France, and probably made by artists from these circles. Some blocks, such as the elbow columns and their capitals, may have belonged to other rooms of the castle, while being part of the same ensemble. According to Bruno Phalip, a stylistic analysis of the architectural or figurative decoration argues for a dating in the last quarter of the twelfth century¹⁴. The analysis methodology used at Belvoir shows the value of teamwork including archaeologists, stonemasonry specialists and architects to obtain 3D models that have real heuristic value.

BIBLIOGRAPHY

BALASZ, Major – “Constructing a medieval fortification in Syria. Margat between 1187 and 1285”. In EDBURY, Peter; PRINGLE, Denys; MAJOR, Balász Major (eds.) – *Bridge of civilizations. The Near East and Europe, c. 1100-1300*. Oxford: Archaeopress, 2019, pp. 1-22.

FOLDA, Jaroslav, FRENCH, Pamel, COUPEL, Pierre – “Crusader Frescoes at Crac des Chevaliers and Marqab Castle”. *Dumbarton Oaks Papers* 36 (1982), pp. 177-210.

FRANCOIS, Paul; LEICHMAN, Jeffrey; LAROCHE, Florent; RUBELLIN, Françoise – “Virtual reality as a versatile tool for research, dissemination and mediation in the humanities”. *Virtual Archaeology Review* 12/25 (2021). DOI: <https://doi.org/10.4995/var.2021.14880>.

GRABINER, Esther – *La colonnette coudée. Diffusion d'un élément architectural entre Orient et Occident aux XIIe et XIIIe siècles*. Paris: La Sorbonne, 1994. Thèse de doctorat.

MESQUI, Jean – “La fortification des Croisés au temps de Saint Louis au Proche-Orient”. *Bulletin Monumental* 164 (2006): L'architecture en Terre Sainte au temps de Saint Louis, pp. 5-29.

PHALIP, Bruno (dir.) – *Mission archéologique de Belvoir (Israël), Kokhav Ha Yarden*. [Rapport de recherche]. Ministère des Affaires Etrangères et Développement International; Centre de Recherche Français de Jérusalem; UMR 5138; CHEC EA 1001; Geolab; IAA Israel, 2015, pp.28-40.

PRINGLE, Denys – *The Churches of the Crusader Kingdom of Jerusalem: a Corpus*. Vol. III. *The city of Jerusalem*. Cambridge: Cambridge university press, 2007.

PRINGLE, Denys – *Churches, Castles and Landscape in the Frankish East*. Farnham; Burlington (VT): Ashgate Variorum, cop. 2013.

NOTES

1. It is difficult to estimate the number of blocks preserved out of the totality of those constituting the chapel, probably less than a third.
2. Each block has been numbered. To do this we applied on the block a first layer of colorless varnish, then the number with red paint and again a layer of varnish. This method has the advantage of being inexpensive, reversible and resistant to time.
3. In the field, in addition to the authors of this article, the drawings were made by Philippe Griot (stonemason at Cluny), Sandra Piotrowski (University of Lyon), Amélie Roger (Ph.D. in archaeology, University of Lyon) and Vardit Shotten-Hallel (Israel Antiquities Authority).
4. Some pieces are also in marble as mentioned above.
5. See in this volume: BAUD, Anne; GUYOTAT, Olivier – “Belvoir, study of the interior castle: construction site and spatial organization”. *Medievalista* 33 (Janeiro – Junho 2023), pp. 97-112. Disponível em <https://medievalista.iem.fcsh.unl.pt> .
6. FRANCOIS, Paul; LEICHMAN, Jeffrey; LAROCHE, Florent; RUBELLIN, Françoise – “Virtual reality as a versatile tool for research, dissemination and mediation in the humanities”. *Virtual Archaeology Review* 12/25 (2021). DOI: <https://doi.org/10.4995/var.2021.14880>.
7. It should be noted that the base of the transverse rib has not yet been found.
8. Note however that some engaged columns have a tail that is incompatible with this system (blocks 16 and 335), so we should probably consider other assembly possibilities possibly involving different block designs. The small number of blocks retained, compared to the quantity necessary to constitute at least two piers (and four corner piers) does not allow us to conclude with certainty on this point.
9. On these chapels: BALASZ, Major – “Constructing a medieval fortification in Syria. Margat between 1187 and 1285”. In EDBURY, Peter; PRINGLE, Denys; MAJOR, Balász Major (eds.) – *Bridge of civilizations. The Near East and Europe, c. 1100-1300*. Oxford: Archaeopress, 2019, pp. 1-22. MESQUI, Jean – “La fortification des Croisés au temps de Saint Louis au Proche-Orient”. *Bulletin Monumental* 164 (2006): L'architecture en Terre Sainte au temps de Saint Louis, p. 19.
10. GRABINER, Esther – *La colonnette coudée. Diffusion d'un élément architectural entre Orient et Occident aux XIIe et XIIIe siècles*. Paris: La Sorbonne, 1994. Thèse de doctorat, p. 574.
11. Esther Grabiner notes indeed that all the elbow columns listed belong to the city of Jerusalem and its immediate surroundings (except the Belvoir ones). GRABINER, Esther – *La colonnette coudée*, pp. 578-580.
12. The chapels of Margat or Crac des Chevaliers in Syria, for example, have an arch of this type and without elaborately carved jambs. See: FOLDA, Jaroslav, FRENCH, Pamel, COUPEL, Pierre – “Crusader Frescoes at Crac des Chevaliers and Marqab Castle”. *Dumbarton Oaks Papers* 36 (1982), pp. 178-179 and 196-198.

13. The Margat chapel, for example, has a pointed cross vault.

14. PHALIP, Bruno (dir.) – *Mission archéologique de Belvoir (Israël), Kokhav Ha Yarden*. [Rapport de recherche]. Ministère des Affaires Etrangères et Développement International; Centre de Recherche Français de Jérusalem; UMR 5138; CHEC EA 1001; Geolab; IAA Israel, 2015, pp.28-40.

ABSTRACTS

The systematic study of the blocks of the Belvoir castle lapidary has allowed us to restore several architectural ensembles that could have belonged to the castle chapel, which has now disappeared. In this article, we present the method of analysis and recording of these blocks, as well as the protocol of 3D reconstruction that allowed us to formulate several hypotheses concerning the shape, decoration and roof of the chapel. One of them proposes an architectural ensemble with an ogival vault, to which numerous lapidary elements seem to belong, but in opposition to the style of contemporary constructions in the Latin East. As for the other, it is based on a style more in line with the architectural context, but few of the stones found could belong to it. Without proposing to definitively settle the question, this article also demonstrates the interest of a very strong interconnection between archaeologists, stone-cutting specialists and architects allowing, around the 3D reconstruction, to propose hypotheses considering all the data of the problem.

O estudo sistemático dos blocos pétreos do castelo de Belvoir permitiu-nos recuperar vários conjuntos arquitectónicos que poderiam ter pertencido à capela do castelo, hoje desaparecida. Neste artigo apresentamos o método de análise e registo destes blocos, bem como o protocolo de reconstrução 3D que nos permitiu formular várias hipóteses acerca da forma, decoração e cobertura da capela. Uma destas hipóteses sugere um conjunto arquitectónico com uma abóbada ogival, à qual parecem pertencer numerosos elementos pétreos, ainda que em oposição ao estilo das construções contemporâneas no Oriente latino. A outra hipótese assenta num estilo mais condizente com o contexto arquitectónico, ainda que poucas das pedras encontradas lhe possam ter pertencido. Sem pretender resolver definitivamente a questão, este artigo demonstra também o interesse de uma interligação forte entre arqueólogos, especialistas em cantaria e arquitectos, permitindo, em torno da reconstrução 3D, propor hipóteses que considerem todos os dados disponíveis.

INDEX

Palavras-chave: Capela, reconstrução, arquitectura, coluna em cotovelo, pesquisa

Keywords: Chapel, Reconstruction, Architecture, “elbow column”, survey

AUTHORS

ANNE FLAMMIN

CNRS – Laboratoire d’Archéologie et d’archéométrie, 69007 Lyon, France. anne.flammin@mom.fr

<https://orcid.org/0000-0002-6039-5396>

PAUL FRANÇOIS

CNRS – Laboratoire d’Archéologie Médiévale et Moderne en Méditerranée, Aix-Marseille
Université, 13097 Aix-en-Provence, France. paul.francois@cnrs.fr. [https://orcid.org/
0000-0003-1987-8609](https://orcid.org/0000-0003-1987-8609)

FLORIAN RENUCCI

Guédelon D955, 89520 Treigny-Perreuse-Sainte-Colombe. florian.renucci@guedelon.fr. [https://
orcid.org/0000-0003-0592-4141](https://orcid.org/0000-0003-0592-4141)