



HAL
open science

Economic costs of invasive rodents worldwide: the tip of the iceberg

Christophe Diagne, Liliana Ballesteros-Mejia, Ross N Cuthbert, Thomas W Bodey, Jean Fantle-Lepczyk, Elena Angulo, Alok Bang, Gauthier Dobigny, Franck Courchamp

► **To cite this version:**

Christophe Diagne, Liliana Ballesteros-Mejia, Ross N Cuthbert, Thomas W Bodey, Jean Fantle-Lepczyk, et al.. Economic costs of invasive rodents worldwide: the tip of the iceberg. PeerJ, 2023, 11, pp.e14935. 10.7717/peerj.14935 . hal-04308958

HAL Id: hal-04308958

<https://hal.science/hal-04308958>

Submitted on 27 Nov 2023

HAL is a multi-disciplinary open access archive for the deposit and dissemination of scientific research documents, whether they are published or not. The documents may come from teaching and research institutions in France or abroad, or from public or private research centers.

L'archive ouverte pluridisciplinaire **HAL**, est destinée au dépôt et à la diffusion de documents scientifiques de niveau recherche, publiés ou non, émanant des établissements d'enseignement et de recherche français ou étrangers, des laboratoires publics ou privés.



Economic costs of invasive rodents worldwide: the tip of the iceberg

Christophe Diagne^{1,2}, Liliana Ballesteros-Mejia², Ross N. Cuthbert³, Thomas W. Bodey⁴, Jean Fantle-Lepczyk⁵, Elena Angulo^{2,6}, Alok Bang⁷, Gauthier Dobigny^{1,8} and Franck Courchamp²

¹ CBGP, Univ Montpellier, CIRAD, INRAE, Institut Agro, IRD, Montferrier-sur-Lez, France

² Université Paris-Saclay, CNRS, AgroParisTech, Ecologie Systématique Evolution, Orsay, France

³ Institute for Global Food Security, School of Biological Sciences, Queen's University Belfast, Belfast, United Kingdom

⁴ School of Biological Sciences, King's College, University of Aberdeen, Aberdeen, United Kingdom

⁵ School of Forestry & Wildlife Sciences, Auburn University, Auburn, AL, USA

⁶ Estación Biológica de Doñana (CSIC), Sevilla, Spain

⁷ Society for Ecology Evolution and Development, Wardha, India

⁸ Unité Peste, Institut Pasteur de Madagascar, BP 1274 Ambatofotsikely Avaradoha, 101 Antananarivo, Madagascar

ABSTRACT

Background. Rodents are among the most notorious invasive alien species worldwide. These invaders have substantially impacted native ecosystems, food production and storage, local infrastructures, human health and well-being. However, the lack of standardized and understandable estimation of their impacts is a serious barrier to raising societal awareness, and hampers effective management interventions at relevant scales.

Methods. Here, we assessed the economic costs of invasive alien rodents globally in order to help overcome these obstacles. For this purpose, we combined and analysed economic cost data from the *InvaCost* database—the most up-to-date and comprehensive synthesis of reported invasion costs—and specific complementary searches within and beyond the published literature.

Results. Our conservative analysis showed that reported costs of rodent invasions reached a conservative total of US\$ 3.6 billion between 1930 and 2022 (annually US\$ 87.5 million between 1980 and 2022), and were significantly increasing through time. The highest cost reported was for muskrat *Ondatra zibethicus* (US\$ 377.5 million), then unspecified *Rattus* spp. (US\$ 327.8 million), followed by *Rattus norvegicus* specifically (US\$ 156.6 million) and *Castor canadensis* (US\$ 150.4 million). Of the total costs, 87% were damage-related, principally impacting agriculture and predominantly reported in Asia (60%), Europe (19%) and North America (9%). Our study evidenced obvious cost underreporting with only 99 documents gathered globally, clear taxonomic gaps, reliability issues for cost assessment, and skewed breakdowns of costs among regions, sectors and contexts. As a consequence, these reported costs represent only a very small fraction of the expected true cost of rodent invasions (*e.g.*, using a less conservative analytic approach would have led to a global amount more than 80-times higher than estimated here).

Conclusions. These findings strongly suggest that available information represents a substantial underestimation of the global costs incurred. We offer recommendations

Submitted 13 July 2022
Accepted 31 January 2023
Published 24 March 2023

Corresponding author
Christophe Diagne,
chrisdiagne89@hotmail.fr

Academic editor
Haider Mahmood

Additional Information and
Declarations can be found on
page 16

DOI 10.7717/peerj.14935

© Copyright
2023 Diagne et al.

Distributed under
Creative Commons CC-BY 4.0

OPEN ACCESS

for improving estimates of costs to fill these knowledge gaps including: systematic distinction between native and invasive rodents' impacts; monetizing indirect impacts on human health; and greater integrative and concerted research effort between scientists and stakeholders. Finally, we discuss why and how this approach will stimulate and provide support for proactive and sustainable management strategies in the context of alien rodent invasions, for which biosecurity measures should be amplified globally.

Subjects Conservation Biology, Ecology, Environmental Impacts

Keywords Damage costs, InvaCost, Management expenditures, Monetary impact, Rodents, Reporting bias

INTRODUCTION

Rodents—the most abundant and diverse order of living mammals (~40% of mammalian biodiversity; [Burgin et al., 2018](#))—are undoubtedly the most common non-domestic vertebrates to accompany humans in their global dispersal ([Cucchi et al., 2020](#)). The ever-increasing anthropization of natural habitats coupled with many rodents' ecological plasticity, has resulted in the continuous spread of numerous non-native rodents worldwide ([Dalecky et al., 2015](#); [Hima et al., 2019](#); [Mazza et al., 2020](#); [Hassell et al., 2021](#)). Once established, these invasive alien rodents (hereafter 'invasive rodents') usually represent a multisectoral threat to local biodiversity ([Sainsbury et al., 2020](#)), public health ([Han et al., 2015](#); [Meerburg, Singleton & Kijlstra, 2009a](#)), human well-being ([Colombe et al., 2019](#)) and socio-economic activities ([Murray et al., 2018](#)). We note that this definition of invasive rodents does not include indigenous rodent populations that may attain pest status and themselves have socio-environmental impacts following intermittent outbreaks and/or range expansion in their native areas (e.g., *Mastomys natalensis* in Tanzania; [Mwanjabe, Sirima & Lusingu, 2002](#)).

Invasive rodents have numerous detrimental impacts on invaded ecosystems, resulting from both direct (e.g., competition, predation, destruction through digging and gnawing) and indirect (e.g., transmission of diseases, reductions in pollination efficiency or nutrient recycling) mechanisms (e.g., [Stokes et al., 2009](#); [Wardle et al., 2012](#); [Diagne et al., 2016](#); [Russell et al., 2020](#)). These rodents have been implicated in the decline and extinction of native biota on numerous islands worldwide (e.g., [Jones et al., 2008](#); [St Clair, 2011](#); [Sainsbury et al., 2020](#)). They also spread infectious diseases of major public health importance and are key reservoirs for zoonotic diseases such as plague, scrub typhus, leptospirosis and hemorrhagic fevers ([Meerburg, Singleton & Kijlstra, 2009a](#); [Han et al., 2015](#); [Zhang et al., 2022](#)). Furthermore, invasive rodents increase malnutrition and threaten food security through contamination, damage and consumption of food stocks and crops ([Colombe et al., 2019](#)), as well as affect economic activities and productivity (e.g., damage to seaport infrastructure and trade; [Dossou et al., 2020](#)). The sudden outbreaks of the house mouse (*Mus musculus*) approximately every four years in Australia—where it can result in severe crop losses over thousands of square kilometers ([Singleton et al., 2005](#))—illustrate the pest nature of some invasive rodents. In addition, rodent infestations are perceived as a hallmark

of poverty and unhealthy living conditions—even if in reality, they may also damage the goods and properties of wealthy human populations (Garba *et al.*, 2014).

Given the multitude of ways invasive rodents affect ecosystems, it is no surprise that four rodent species (black rat *Rattus rattus*, house mouse *M. musculus*, grey squirrel *Sciurus carolinensis* and coypu/nutria *Myocastor coypus*) are listed amongst “100 of the world’s worst invasive alien species” (Lowe *et al.*, 2000; Luque *et al.*, 2014). Despite all these documented impacts, management efforts that efficiently and sustainably mitigate the negative effects of invasive rodents remain limited in scope, patchily distributed and/or largely restricted to post-establishment actions (e.g., control or eradication campaigns in insular areas; Duron, Shiels & Vidal, 2017). Even then, such actions can be impaired by natural or anthropogenic reinvasions by the targeted rodent species (e.g., Harris *et al.*, 2012). Efficient and trans-boundary efforts to prevent or limit rodent invasions in a sustainable way are urgently needed, but have remained unpopular with decision makers. An improved understanding of the impacts associated with biological invasions, and how human society contributes to them, could help to motivate greater investment to reduce economic impacts (Courchamp *et al.*, 2017; Latombe *et al.*, 2017; Bacher *et al.*, 2018; Diagne *et al.*, 2021a; Diagne *et al.*, 2021b).

In this context, relying on monetized impacts of invaders appears as a relevant option for raising public awareness and helping to set cost-effective and sustainable management programmes (Diagne *et al.*, 2020a; Gruber *et al.*, 2021). Investigating costs coming from *damage* (economic losses due to direct and indirect impacts) and *management* (monetary expenditures to prevent and/or mitigate these impacts) is particularly relevant for rodents, which are, for example, responsible for massive annual loss estimates in Asia (US \$1.9 billion; Nghiem *et al.*, 2013), Tanzania (US\$ 45 million; Leirs, 2003), United States of America (US\$ 19 billion; Pimentel, Zuniga & Morrison, 2005) and Australia (US\$ 60 million; Brown & Singleton, 2000). However, a global overview still remains necessary for the purpose of both research (e.g., identifying gaps and priorities; Diagne *et al.*, 2020a) and management (e.g., coordinating regional biosecurity measures, particularly for areas with restricted capacities; Early *et al.*, 2016). Here, we provide such a global synthesis of the reported economic costs of invasive rodents, by synthesizing and investigating how these costs are distributed across taxa, geographic areas and socio-economic sectors over time. From there, we highlight crucial knowledge gaps, identify further research perspectives and propose cost-based recommendations for efficient management of rodent bioinvasions.

MATERIALS & METHODS

Data collection and processing

We used a four step procedure to collate and process the global economic cost data of invasive rodents (Fig. 1). First, (Fig. 1A; Appendix 1, ‘Rodentia dataset’ tab), we selected cost entries identified as *Rodentia* in the ‘Order’ column of the most recent version (at the time of writing) of the *InvaCost* database (version 4.1, available at <https://doi.org/10.6084/m9.figshare.12668570>, which includes 13,553 cost entries collated from scientific and grey literature in multiple languages; Angulo *et al.*, 2021; Diagne *et al.*,

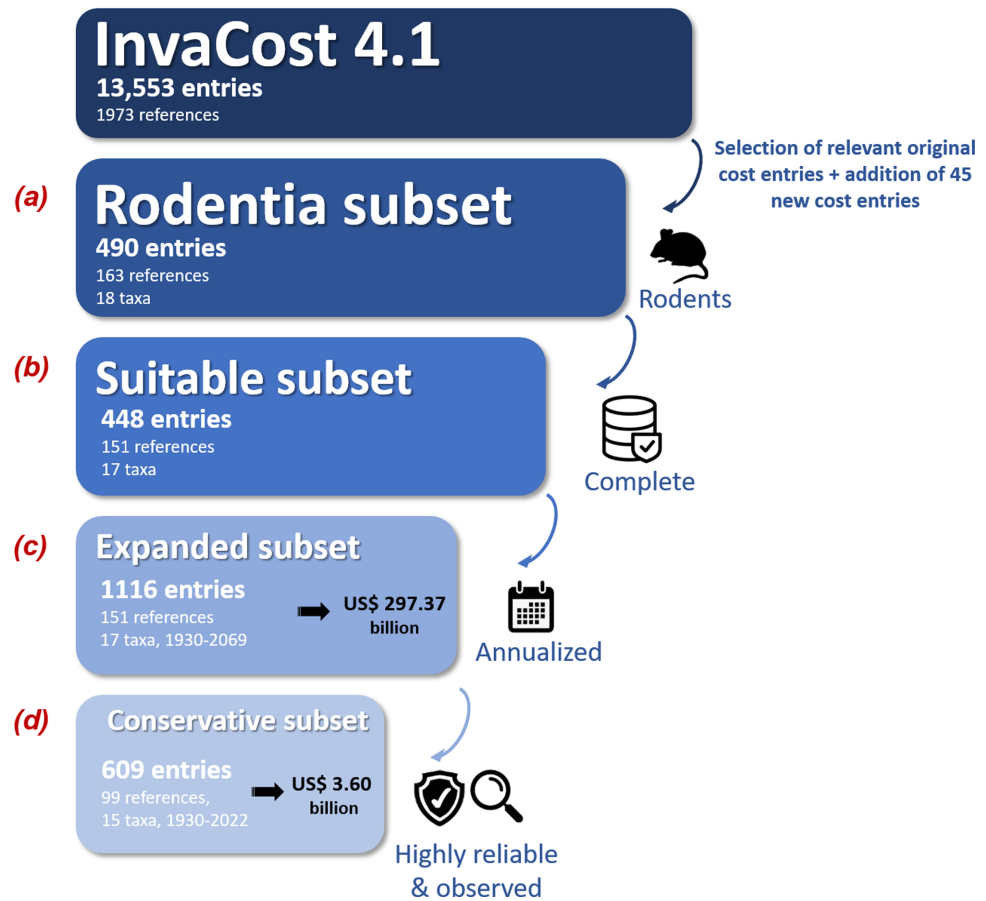


Figure 1 Workflow depicting the data collection and filtering process. The *expanded subset* was obtained through the ‘expansion’ of the *suitable subset* using the ‘invacost’ R package (Leroy *et al.*, 2022). The criteria used for generating the *conservative subset* were based on the ‘Implementation’ (*observed versus potential* costs) and ‘Method_reliability_final’ (*high versus low*-reliability costs) fields of the *InvaCost* database (Appendix 1, ‘Descriptors’ tab). The number of taxa includes both individual species and undefined species aggregated at the genus level. Costs are expressed in 2017 US\$.

Full-size DOI: 10.7717/peerj.14935/fig-1

2020b). Each cost entry recorded is standardized to 2017 US dollars and categorized by a range of 65 descriptive fields (Appendix 1, ‘Descriptors’ tab). We added new data by contacting appropriate experts and agencies working on rodent invasions to seek cost information, and scanning these novel references to discover additional publications or reports using a ‘snowball’ process. Every new cost record was integrated following the *InvaCost* template and added to the original *Rodentia* dataset, so that we obtained our final starting *Rodentia* dataset (Fig. 1A; Appendix 1, ‘Rodentia dataset’ tab).

Second, we carefully checked the data to (i) remove overlapping or duplicated costs, (ii) assess the reliability (*high* or *low*) of the estimation approach used to provide each cost figure based on evaluation criteria similar to those considered by Bradshaw *et al.* (2016) and (iii) remove all cost entries without clear information on their duration, calculated as the number of years between the recorded cost entry’s starting (‘Probable starting

year adjusted' column) and ending ('Probable ending year adjusted' column) years (Fig. 1B). All modifications and additions made here were synthesized in Appendix 1 ('Changes made' tab) and systematically sent to updates@invacost.fr as recommended by the database managers.

Third, the resulting subset (Appendix 1, 'Suitable subset' tab) was homogenized using the `expandYearlyCosts` function of the 'invacost' R package (Leroy et al., 2022) so that all cost entries were considered on an annual basis (hereafter 'annualized cost entries')—which means that costs spanning multiple years were divided according to their duration time (e.g., \$20 million between 1991 and 2000 becomes \$2 million annually across those years). While this cost breakdown over time is reasonable to obtain comparable cost estimates and allow further, relevant estimations, it is unlikely to be an accurate reflection of the actual cost development within a single action over time. However, this annual cost information is often missing from the source documents providing the total cost, which instead report large sums over multi-year periods.

Finally, the resulting subset with annualized cost entries (Fig. 1C; Appendix 1, 'Expanded subset' tab) was filtered using two successive filters to obtain our final subset (Fig. 1D; Appendix 1, 'Conservative subset' tab): (1) we kept only *observed* costs by using the 'Implementation' column to exclude any *potential* (i.e., predicted but not incurred costs); (2) we retained only *high*-reliability costs by using the 'Method reliability' and 'Method reliability refined' columns (with the latter, if provided, favored over the former in case of non-congruent information) to exclude costs without documented and repeatable methodologies. Our final, conservative subset contained 609 annualized cost entries between 1930 and 2022 (Fig. 1, Appendix 1, 'Conservative subset' tab). This conservative subset, unless otherwise stated, was considered for further analyses below.

Temporal dynamics of costs

We examined how costs developed over time by applying the `summarizeCosts` function of the 'invacost' R package (Leroy et al., 2022) to our conservative subset. This function provides the observed cumulative and average costs over a specific period of time (here, the whole period covered by our conservative subset) and at different time intervals (here, 10-year intervals), which allows us to display the temporal trend of invasion costs over time. The cumulative costs incurred were calculated as the sums of all cost estimates provided in the 'Cost_estimate_per_year_2017_USD_exchange_rate' column of the conservative subset (Appendix 1), and the average cost amount for each decade by dividing the cumulative cost by ten years.

Taxonomic representativeness

To evaluate the proportion of invasive rodent species for which cost data were available within each taxonomic family, we compared the list of individual rodent species reported in the 'Rodentia subset' with comprehensive lists of invasive rodents recorded worldwide, following an approach similar to Cuthbert et al. (2021b). Lists of known invasive rodents were extracted and compiled from the Global Invasive Species Database (GISD; <http://www.iucngisd.org/gisd/>) and the sTwist database (version 2; Seebens et

al., 2020). We filtered these databases to select only species belonging to the order Rodentia, using the Backbone Taxonomy from the Global Biodiversity Information facility (<https://www.gbif.org/>) to standardize species names and remove any duplicates. For the first records (sTwist) database, we selected only those exotic taxa that were known to be presently established. We classified all such species as invasive, but note that the definitions of invasiveness may differ slightly between these datasets (*Cuthbert et al.*, 2021b).

Cost calculation and distribution

The total cost for each category (see below) was obtained by summing all annualized cost estimates provided in the ‘Cost_estimate_per_year_2017_USD_exchange_rate’ column of our conservative subset. Again, total costs were obtained by summing all annualized cost entries (‘Cost_estimate_per_year_2017_USD_exchange_rate’ column). Using key database descriptors (see [Appendix 1](#), ‘Descriptors’ tab for details on all variables and categories used here), we subsequently investigated the breakdown of cost data and estimates across:

- (i) Taxa: considering the ‘Species’ descriptor; undetermined species were therefore aggregated by genus, where possible (*e.g.*, undefined *Rattus* sp. and *Rattus* spp. were grouped under the single category ‘*Rattus* spp.’);
- (ii) Geography: considering the ‘Geographic region’ descriptor, with Central America merged with North America and Pacific Islands merged with Oceania; we also considered the insular habitat status (*yes* or *no*) using the proposed ‘Island2’ descriptor;
- (iii) Type of cost: *Damage* (economic losses due to direct and indirect impacts of rodents) versus *Management* (monetary investments to prevent and/or mitigate impacts—further separated according to type of actions undertaken (*pre-invasion management*, *post-invasion management*, *knowledge funding* and *mixed management*)) and;
- (iv) The impacted sector: (*Agriculture*, *Authorities-Stakeholders*, *Environment*, *Fishery*, *Forestry*, *Health*, *Public and social welfare*).

For each descriptor, we grouped all cost entries that were not unambiguously assigned to one of the above-mentioned specific categories under the category *mixed*.

RESULTS

Global costs and temporal dynamics

Our analyses revealed that invasive rodents have already cost the global economy at least US\$ 3.6 billion (annually US\$ 38.7 million) between 1930 and 2022, based on the cost estimates reported between 1930 and 2022. This average estimate was increased until US\$ 87.5 million annually when considering the timescale 1980-2020 –*i.e.*, the period that concentrated most (~97%) of the data recorded in the conservative subset ([Fig. 2](#); [Appendix 1](#)). A less conservative approach (*i.e.*, using also *low-* reliability and *potential* cost data as well) produced a global figure of around US\$ 297.4 billion worldwide for the period 1930–2022 ([Fig. 1C](#), [Appendix 2](#)). The dynamics of costs showed an exponential increase over time ([Fig. 2](#)), whatever the nature of cost data considered—while an artifactual decrease can be observed for recent years due to the multi-year delays between the occurrence and reporting of costs in the literature ([Appendix 3](#)). All cost figures shown in this section derived from the conservative subset are summarized in [Appendix 4](#).

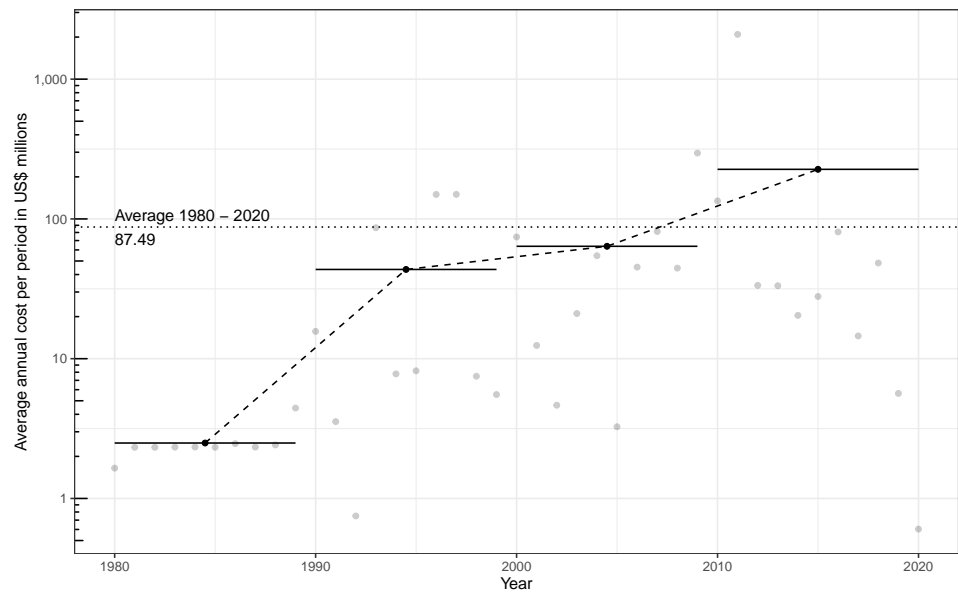


Figure 2 Temporal trend of global rodent invasion costs (in millions of 2017 US\$) between 1980 and 2020. The solid line represents the temporal dynamics of costs based on a linear regression, while the dashed line connects the average annual costs for each decade (see Leroy et al., 2022 for methodological details). The horizontal bars indicate the total time span over which decadal mean costs were calculated.

Full-size [DOI: 10.7717/peerj.14935/fig-2](https://doi.org/10.7717/peerj.14935/fig-2)

Taxonomic representativeness and distribution of costs

Invasion costs were reported for 15 individual rodent species in our conservative data subset, but there are at least 49 invasive alien rodents recorded worldwide (*i.e.*, across InvaCost, sTwist and GISD; Fig. 3). Two further species recorded in the original InvaCost database were not included in our conservative subset (Fig. 3). Specifically, costs for *Hystrix brachyura* and *Sciurus niger* either reported (for *H. brachyura* in the UK) or expected (for *S. niger*, should it arrive in the Netherlands), were respectively deemed as *low*-reliability and *potential* estimates and thus conservatively excluded. The most underrepresented rodent families in our subset include Sciuridae (11 species without costs out of 18), Muridae (nine species out of 13) and Cricetidae (five species out of seven) (Fig. 3).

Costs were skewed towards the muskrat *Ondatra zibethicus* (US\$ 377.5 million (4.1 million/year); $n = 18$ annualized cost entries), undefined rats *Rattus* spp. (US\$ 327.8 million (3.5 million/year); $n = 96$), the brown rat *R. norvegicus* (US\$ 156.6 million (1.7 million/year); $n = 66$) and the North American beaver *Castor canadensis* (US\$ 150.4 million (1.6 million/year); $n = 32$). These four taxa constituted about a third of the total costs reported. All remaining species-specific costs totaled less than US\$ 100 million, but *mixed costs* from diverse or unspecified taxa collectively amounted to US\$ 2.4 billion (25.4 million/year). Despite being the species with the highest number of annualized entries ($n = 117$), costs from the coypu *M. coypus* totaled “only” US\$ 90.9 million.

Considering only damage costs, *O. zibethicus* (US\$ 328.6 million (3.5 million/year); $n = 8$) was the costliest species, followed by *R. norvegicus* (US\$ 68.6 million (0.7

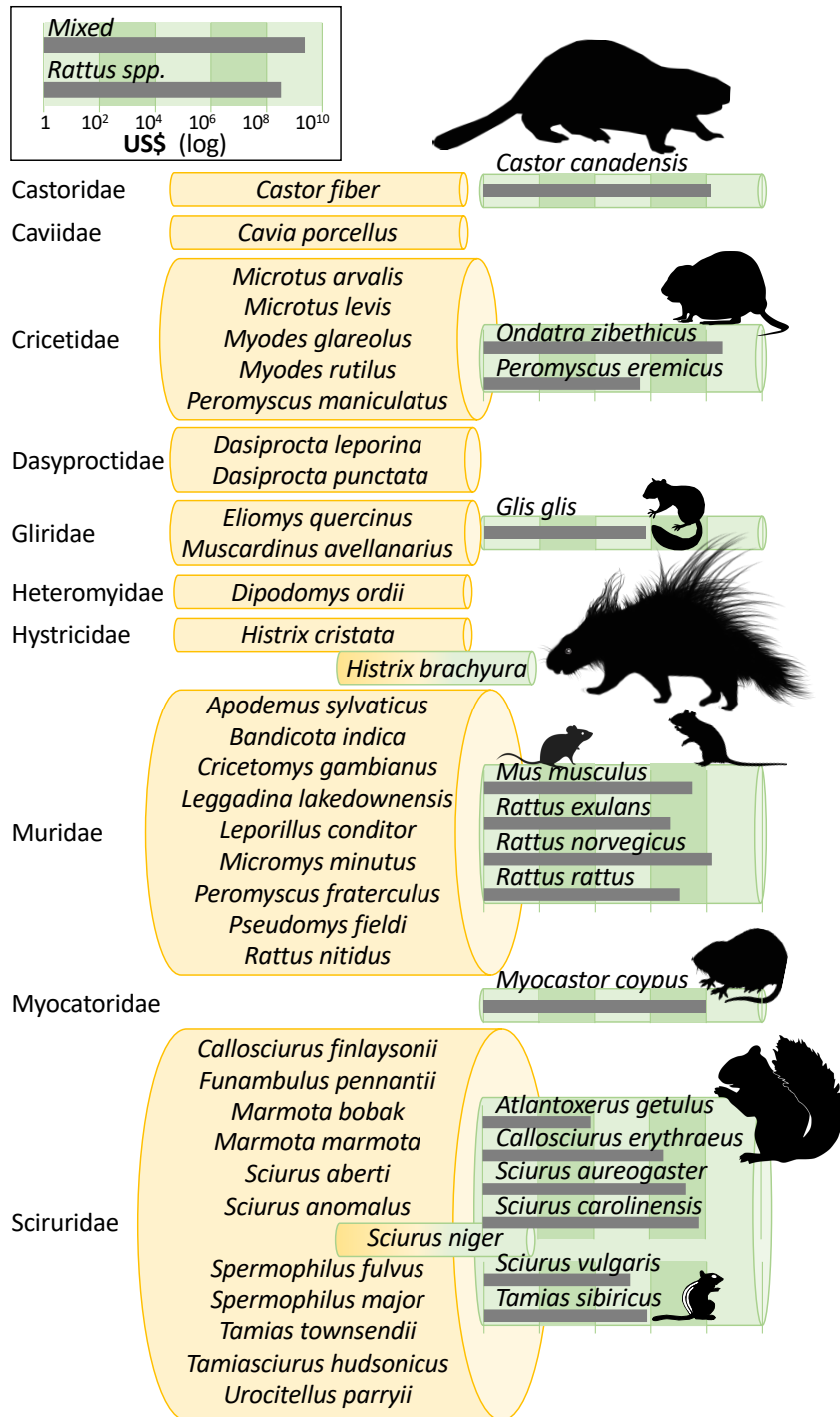


Figure 3 Taxonomic bias in the costs of invasive rodents. Invasive rodent species are those recorded in the InvaCost database, the Global Invasive Species Database (GISD; <http://www.iucngisd.org/gisd/>) and the sTwist database (version 2; [Seebens et al., 2020](#)). Species with reported costs are in green rolls, while species without reported costs are in yellow rolls, all grouped (continued on next page...)

Full-size DOI: 10.7717/peerj.14935/fig-3

Figure 3 (...continued)

following their taxonomic family. Species with dichromatic rolls (*H. brachyura*, *S. niger*) were in the original Rodentia subset, but were not considered in our conservative subset. Roll height is scaled to the number of species within each group and species silhouettes are sized to scale. Grey bars show total cumulative costs in 2017 US\$ (\log_{10} scale). Except *Glis glis*, *Histrix brachyura*, and *Tamias sibiricus* that were created by the authors, all animal silhouettes were obtained from an open source platform (<http://phylopic.org>) where the silhouette of *Rattus norvegicus* was created by Rebecca Groom.

million/year); $n = 8$) and *C. canadensis* (US\$ 65.4 million (0.7 million/year); $n = 10$). The only specific species with more than 10 damage cost entries were *M. coypus* ($n = 70$), *Callosciurus erythraeus* ($n = 32$) and *Sciurus aureogaster* ($n = 12$), which totaled US\$ 64.7 million, US\$ 1.9 million and US\$ 19.8 million, respectively.

Conversely, management costs were mostly associated with *C. canadensis* (US\$ 84.9 million; $n = 22$), *R. norvegicus* (US\$ 79.2 million; $n = 57$) and *O. zibethicus* (US\$ 48.8 million; $n = 10$). While the aggregated *Rattus spp.* group incurred the second highest damage costs (US\$ 304.2 million; $n = 4$), they represented only the sixth highest spend for management actions (US\$ 23.4 million; $n = 89$).

Cost distribution across types, space and sectors

Most costs (87%) corresponded to damages or losses (US\$ 3.1 billion (33.7 million/year), $n = 162$) despite a lower number of reported estimates when compared with management expenditures ($n = 426$). Spending related to the latter was dominated by post-invasion management (US\$ 381.2 million (4.1 million/year), $n = 314$), which was 50-times greater than pre-invasion management (Fig. 4A).

Regionally, most costs were incurred in Asia (60%; US\$ 2.2 billion, $n = 109$), followed by Europe (19%; US\$ 678.0 million, $n = 275$), North America (9%; US\$ 329.9 million, $n = 74$), South America (6%, US\$ 211.3 million, $n = 48$) and Oceania-Pacific Islands (6%, US\$ 204.6 million, $n = 89$), with remaining regions contributing US\$ 1 million or less each (Fig. 4B). Many species had recorded impacts in only a few geographic regions as a result of restricted invasive ranges. For example, *O. zibethicus* only incurred costs in Europe, the single continent invaded by this rodent species. Islands suffered from higher total reported costs than mainlands overall (US\$ 284.4 million, $n = 254$ versus US\$ 129.1 million, $n = 158$) (Fig. 5), with the vast majority of reported costs on mainlands (US\$ 96.9 million, $n = 35$) being damage-related, while about two thirds of the total costs reported from islands were for management (US\$ 199.2 million, $n = 234$). Post-invasion actions dominated management spending overall, for both islands and mainlands (Fig. 5).

Regarding impacted sectors, most costs were incurred by the Agricultural sector (63%; US\$ 2.3 billion; $n = 110$) with 93% of this cost recorded in Asia, followed by expenditures by authorities and stakeholders (26%; US\$ 928.3 million; $n = 447$), of which slightly less than half occurred in Europe (Fig. 4C). However, almost all (95%) of the agricultural costs were attributed to mixed taxa, and for the costliest individual species, *O. zibethicus* ($n = 18$), 91% of the costs were borne by Authorities and stakeholders.

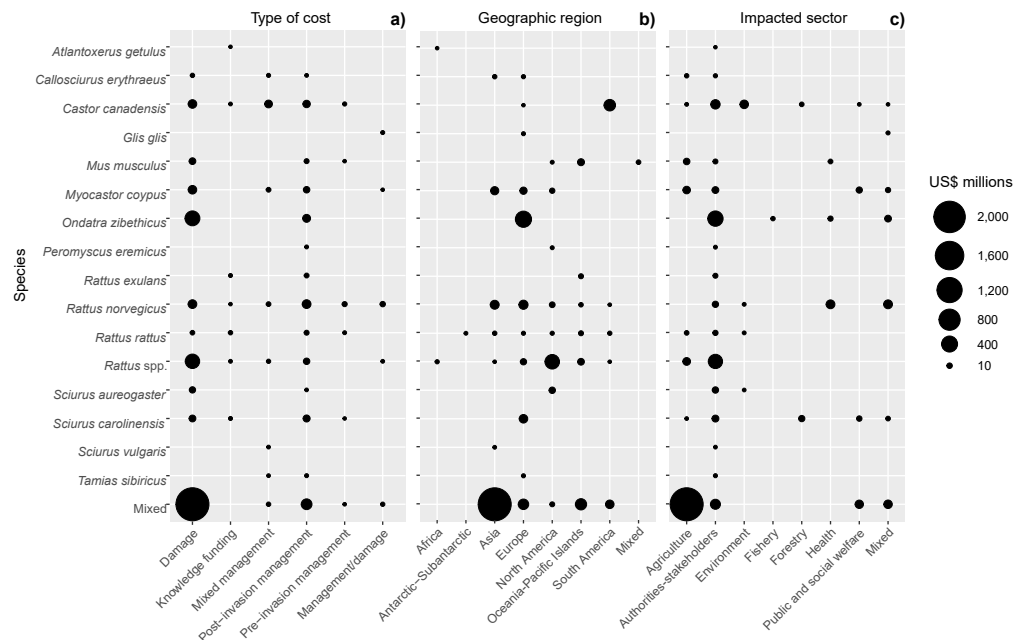


Figure 4 Cost distributions across species according to (A) cost type, (B) geographic region and (C) impacted sector. The size of each node corresponds to the cost total calculated based on the data reported in the conservative subset. Total cumulative costs are expressed in 2017 US\$ millions.

Full-size [DOI: 10.7717/peerj.14935/fig-4](https://doi.org/10.7717/peerj.14935/fig-4)

DISCUSSION

Tremendous, increasing and uneven economic costs

Invasive rodents have conservatively cost the global economy at least US\$ 3.6 billion reported between 1930 and 2022, representing an average annual cost of US\$ 87.5 million in the period 1980-2020 (where most data have been reported). Inclusion of all costs through a less conservative data filtering leads to a global amount more than 80-times higher (US\$ 297.4 billion; Fig. 1). Importantly, all cost figures shown here should be considered as orders of magnitude rather than exact cost estimates, given the clearly non-exhaustive representation and evolving nature of the cost data considered. Nevertheless, the costs show an undeniable increase over time. While it has been recently shown that costs of biological invasions are rising globally even after accounting for research effort (Haubrock *et al.*, 2022), disentangling the extent of the effects of ‘increased cost reporting’ from those of ‘actual increase in cost amounts’ remains challenging (Diagne *et al.*, 2021a). Applying a range of modelling techniques to our data (Appendix 5, Appendix 6; Leroy *et al.*, 2022)—which allow us to take into account the statistical issues typical to econometric data (*e.g.*, heteroskedasticity, temporal autocorrelation and outliers) as well as potential time lags between cost occurrence and their reporting—(i) provides support for this increasing trend over time and (ii) illustratively leads to a cost estimate that could reach US\$ 7.6 billion for the single year 2020. The latter, for instance, is a value exceeding the European Union’s negotiated budget for addressing the COVID-19 crisis (US\$ 7.3 billion,

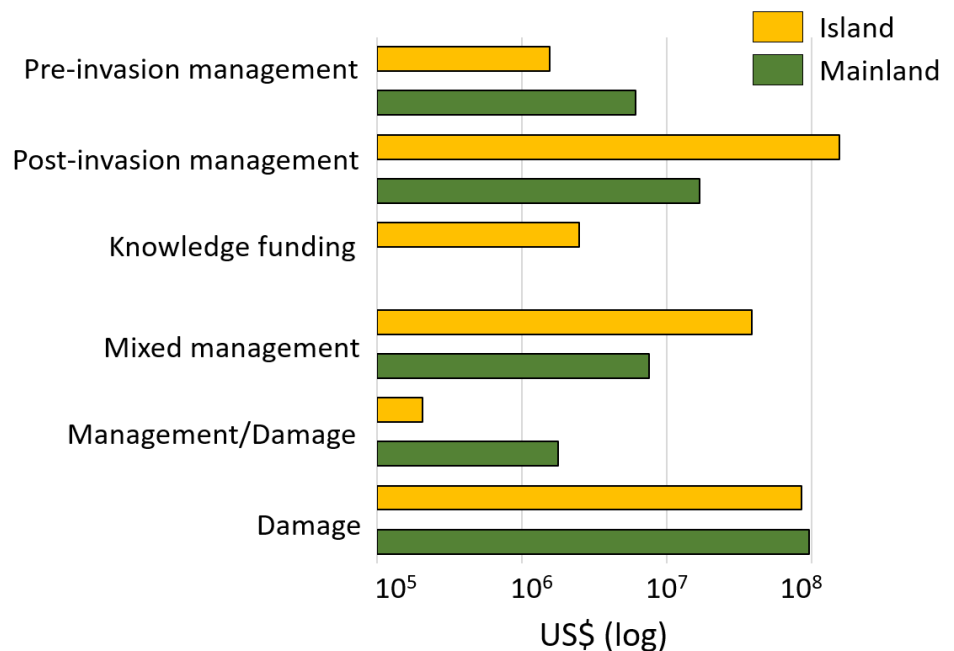


Figure 5 Cost estimates (\log_{10} scale) according to the type of damage or management expenditures between mainland (in green) and island (in orange) areas. *Pre-invasion management*: monetary investments for preventing successful invasions. *Pre-invasion management*: monetary investments for preventing successful invasions in an area (including quarantine or border inspection, risk analyses, biosecurity management, etc.); *post-invasion management*: money spent for managing invasions in invaded areas (including control, eradication, containment); *knowledge funding*: money allocated to all actions and operations that could be of interest at all steps of management at pre- and post-invasion stages (including administration, communication, education, research); or *mixed*: costs that included at least (and without possibility to disentangle the specific proportion of) two of the previous categories; *management/damage*: costs that included both cost types. Total cumulative costs are expressed in 2017 US\$ (\log_{10} scale).

Full-size DOI: [10.7717/peerj.14935/fig-5](https://doi.org/10.7717/peerj.14935/fig-5)

consilium.europa.eu). Nevertheless, the global cost figure displayed here (US\$ 3.6 billion) is unevenly distributed across taxa, space, sectors and types of costs. Although caution should be exercised in interpretation (see ‘An undervalued economic burden’ below), this breakdown evidenced some interesting insights that highlight current research biases.

From a taxonomic perspective, our study further supports the “major threat” status of multiple rodent invaders (Howald *et al.*, 2007, Cuthbert *et al.*, 2021a; Diagne *et al.*, 2021a). We found that a significant proportion of costs attributable to a refined taxonomic level (US\$ 500.4 million; 14% of the total cost) were caused by species within the genus *Rattus*. This genus is well-recognized as containing a number of highly impactful invaders worldwide (Lowe *et al.*, 2000; Luque *et al.*, 2014; Cuthbert *et al.*, 2021a), with documented multi-sectoral impacts including a role as disease reservoirs (Morand *et al.*, 2015), reductions and alterations in socio-economic activities (Murray *et al.*, 2018) and negative impacts on biodiversity and ecosystems (Doherty *et al.*, 2016). However, as a result there is likely more intensive research effort—and thus likely more cost information—on these species (Zeng *et al.*, 2018) compared with other rodent taxa. Similarly, *O. zibethicus*, the species with the highest reported costs, has

been officially ranked in the European list of the most concerning invasive alien species (https://ec.europa.eu/environment/nature/invasivealien/list/index_en.htm).

From a geographic perspective, the higher reporting rates observed in Europe, North America and Oceania most probably reflect skewed research efforts and/or economic capacities rather than a true spatial distribution of costs, as shown for invasion science in general (Bellard & Jeschke, 2016; Nuñez et al., 2022). For instance, costs of invasive rodents in Africa represented less than 1% of the total global reported cost; yet common invasive rodents (*R. rattus*, *R. norvegicus* and *M. musculus*) are known to have similar impacts there as in the rest of the world (Dossou et al., 2020; van Wilgen et al., 2020). Nonetheless, Asia somewhat surprisingly comprised the highest proportion of the total costs, although this was mainly due to a single value associated with agricultural losses from *Mus* and *Rattus* species in Malaysia, Myanmar and Thailand (Nghiem et al., 2013), highlighting the crucial importance of each additional case study. Furthermore, while damage costs comprised the majority of mainland costs, management expenditure was more common on islands. This likely reflects high local conservation efforts (particularly investments in preventative measures and eradication campaigns) in these fragile/threatened insular ecosystems, which support disproportionately high levels of native species endemism, with high risk of local extinction often at least partly linked to invasive rodents (Bellard et al., 2017).

From a sectoral perspective, our results illustrate the intrinsic multi-sectoral nature of invasive rodent impacts (Colombe et al., 2019). For example, a single invasive rodent, the Eastern grey squirrel *S. carolinensis*, may simultaneously impact local biodiversity, spread zoonotic pathogens, consume ornamental plants and cause tree damage by bark stripping activity (e.g., Millins et al., 2015; Broughton, 2020). Considering these impacted sectors separately, agricultural losses unsurprisingly comprised the greatest proportion, with other sectors having lower monetized impacts. This pattern could be explained in at least two ways. On the one hand, rodents are among humans' most important competitors for food resources globally (Meerburg, Singleton & Leirs, 2009b; John, 2014; Belmain et al., 2015), which inevitably leads to massive production losses while stimulating high financial management efforts to mitigate such impacts. On the other hand, accurately quantifying monetary losses in non-commercial sectors such as public health is not so straightforward (Diagne et al., 2021a), which contributes to explain why agriculture-based costs are more (easily) evaluated and thus reported.

An undervalued economic burden

The high costs evidenced here still obviously represent a massive underestimation of the true costs globally incurred by invasive rodents. Indeed, we first decided to conservatively examine only the data subset deemed to be the most robust (Fig. 1). This exclusion of unsubstantiated costs (e.g., those relying on unsourced or unclear calculations) also contributes to explain the striking discrepancy between our resulting total cost and cost estimates from previous works (e.g., US\$ 19 billion per year only for the United States; Pimentel, Zuniga & Morrison, 2005).

Second, our synthesis is not exhaustive because of methodological, logistical and cost-intrinsic factors already evoked more broadly in the context of global invasive alien

species burdens (*Diagne et al., 2021a*). Notably, the accessibility of grey literature materials varies, in particular in non-English materials (*Angulo et al., 2021*), the monetary valuation of non-market ecosystem services is not straightforward (*Kallis, Gómez-Baggethun & Zografos, 2013*) and there is active ethical debate on the monetization processes (*Meinard, Dereniowska & Gharbi, 2016*). An illustrative case of missing, yet potentially massive, costs can be found in the scarce management expenditure reported here in mainland areas. This apparent lack of management costs in these areas rather provides support for unreported, but probably extant cost information from numerous local pest control organizations (PCOs), which have adopted preventive and control strategies to limit rat and mouse populations within urban settlements (*Maas et al., 2020*). In addition, millions of inhabitants suffer from unevaluated rodent damages (e.g., *Garba et al., 2014*) and invest into sometimes informally traded rodenticides every day (Dalecky et al., submitted), with many of the rodent species targeted being invasive, especially within cities. However, the associated costs were not found through our search protocols, and are not necessarily matters of public record.

Third, about two-thirds of known invasive rodents had no invasion costs reported (*Fig. 3*), yet it is unlikely they have had no economic burden given their impacts on socio-ecosystems. Even for species with some recorded costs, the discrepancy between the known, ubiquitous impact and low number of records shows the enormous gap between observed costs and potential costs. For example, this is the case for the house mouse, for which massive impacts are recorded worldwide.

Fourth, there is a recurrent lack of distinction between invasive and native rodent ‘pest’ species in reports. The costs reported in these documents had to be disregarded in our analysis because the proportion of the impact actually due to the invasive rodents could not be accurately ascertained. The commensal habits and long-standing invasion history of some rodent species, particularly mice and rats, make them very often classified as generic ‘pests’ rather than specifically as invasive species (*Stenseth et al., 2003*), and so they are treated indifferently within the literature, especially outside ecology (e.g., agriculture and health). In this instance, the non-specific search terms used within *InvaCost* may be not optimally designed for capturing such information, and as a result a large part of the actual costs may be missed. Lastly, impacts of invasive rodents on human well-being are often quantified but not monetized (*Diagne et al., 2021a*). For instance, invasive rats were estimated to consume food crops that could feed 200 million people in Asia for an entire year (*Singleton, 2003*), and it was estimated that 280 million cases of undernourishment could be avoided worldwide through proactive rodent control (*Meerburg, Singleton & Leirs, 2009b*). Similarly, wild populations of the house mouse periodically undergo severe outbreaks, which cause substantial damage to cropping landscapes in South-Eastern Australia (*Brown et al., 2022*). However, even in these extreme cases, cost estimations are scarce or simply missing. Rodents (including most invasive ones) are also major reservoirs of zoonotic diseases responsible for over 400 million human illness cases each year (*Meerburg, Singleton & Kijlstra, 2009a; Colombe et al., 2019*)—which, in addition to non-monetizable injuries and deaths, lead to a cascade of socio-economic impacts, presumably with associated costs (e.g., diseases surveillance and control; diagnostics and medical care, Disability Adjusted

Life Years (DALY) and decreased productivity and education). As an illustration, invasive *R. norvegicus* plays a pivotal role in the epidemiological cycle of leptospirosis in many urban settings, responsible for a global loss of 2.9 million DALY annually, corresponding to approximately one million cases ([Torgerson et al., 2015](#)). In the hypothetical scenario where only half of these cases are treated at only US\$ 10 per person, medical care (which is only one facet of the overall cost burden) for this one scenario alone would already reach US\$ 5 million annually. Furthermore, these health-associated costs are expected to dramatically increase as ongoing land use change and urbanization amplify the role of (invasive) rodents as zoonotic reservoirs in many locations ([Gibb et al., 2020](#); [Mendoza et al., 2020](#); [Hassell et al., 2021](#)).

A call for concerted research and management efforts Improving cost estimation and reporting

We stress the need for more accurate and standardized multiscale cost estimations towards currently under-reported regions, taxa and sectors. In addition to the recommendations already made by [Diagne et al. \(2021a\)](#), [Diagne et al. \(2021b\)](#) and [Cuthbert et al. \(2022\)](#) for better cost data reporting, we advocate here for further improving cost estimation of invasive rodents in at least two ways.

On the one hand, we highlight the need to disentangle species-specific contributions to the costs reported, which helps to set priorities in local contexts and evaluate cost-effectiveness of management actions that may differ at the species level ([Gruber et al., 2021](#)). Indeed, 67% of the total costs estimated here were associated with *mixed* invasive rodent species. At least, we strongly encourage separation of invasive *versus* native status of rodent species in impact assessments, rather than considering all species only under a “pests *versus* non-pests” dichotomy. This increased granularity across scales will enhance our understanding of rodent impacts, and improve the targeting and effectiveness of communication campaigns and management actions ([Diagne et al., 2020a](#); [Gruber et al., 2021](#)).

On the other hand, standardized and multilingual cost surveys should be tailored and distributed across an identified set of stakeholders facing or dealing with rodent invasions (*e.g.*, farmers, pest control agencies, ports and safety services), and pertaining to a variety of impacted sectors (*e.g.*, health, agriculture, transports). Indeed, cost data likely exists from these stakeholders but a lack of capacity, time or interest often hampers making this cost information readily or publicly available. In addition, obvious language barriers for capturing existing data still remain, which also likely contributed to the data unevenness presented in this study (but see [Angulo et al., 2021](#)). Therefore, we strongly encourage efforts that will engage in gathering these harder-to-access data through the survey proposed above. As an illustration of the usefulness of such an approach, 50 of the 136 invasive rat control projects identified in [Duron, Shiels & Vidal \(2017\)](#)'s inventory came from responses to a questionnaire (written in English and French) circulated through invasion and conservation web lists (*e.g.*, Aliens-L) and personal networks. This illustrates the urgent need for long-standing partnerships among expert scientists, governmental and non-governmental agencies and local stakeholders. We believe the InvaCost consortium

(<http://invacost.fr/en/accueil/>) could serve as a foundation for such a network, in which other existing global efforts to compile information—such as the Database of Island Invasive Species Eradications (DIISE; *Spatz et al., 2022*) or the Global Register of Introduced and Invasive Species (GRIIS; *Pagad et al., 2018*)—should be valuably integrated.

Operationalizing cost-based research

Accurate knowledge and consistent accounting of the economic costs is integral to coordinated, efficient and sustainable management of rodent invasions. First, local cost estimates are essential to raise awareness and thus incentivize and facilitate community buy-in to subsequent control and prevention programs. Indeed, communicating the magnitude of these impacts in an accessible way is critical to creating a supportive legislative, political and societal environment, which is a basis for long-term policies on rodent invasions (*Novoa et al., 2017; Adamjy et al., 2020*). We advocate for relying on this cost-based information to stimulate more efforts from decision makers towards implementing biosecurity measures (*i.e.*, prevention, detection, and rapid response), which represent the most efficient and cost-effective approaches to limit invasions and their impacts (*Matos et al., 2018; Cuthbert et al., 2022*).

Second, relying on a common, standardized metric (*i.e.*, currencies) to quantify impacts of invasions allows for consistent monitoring and comparison over time and across regions. In turn, this facilitates the assessment of efficiency (*e.g.*, cost-effectiveness analysis; *McConnachie et al., 2016*), prioritization (*e.g.*, in addition to qualitative indicators of invasions' impacts; *Evans et al., 2018*) and expenditure balance (*e.g.*, in the case of regional biosecurity measures; *Faulkner, Robertson & Wilson, 2020*) of management actions. Lastly, considering economic costs would help to design locally adapted, and thus sustainable, management strategies that account for economic and societal realities, as seen in the successful co-construction and implementation of ecologically-based rodent management (EBRM) strategies with local communities (*Constant et al., 2020*). This is particularly critical in low- and middle-income countries, where economic resources are scarce, and societal concerns are mostly dominated by food and health security (*Crowley, Hinchliffe & McDonald, 2017; Evans et al., 2018*). Therefore, we encourage increasing management efforts through closer science-society interactions (*Novoa et al., 2018*).

CONCLUSION

Whether they are long term human commensals (rats, mice), invaders of specific habitats (beavers, muskrats, coypus) or newly invasive species from exotic pet trades (squirrels, dormice), invasive rodents are particularly ubiquitous yet individually relatively inconspicuous. We show here that even the small fraction of their impacts that have been monetized is sufficient to warrant a much greater focus towards ongoing and future invasions by this taxonomic group.

ACKNOWLEDGEMENTS

We are extremely grateful to the organizers of the *InvaCost* workshop that allowed the genesis of this project, as well as to all contacted people who kindly answered to our requests

for information about the costs of invasive rodents. We thank L. Nuninger and C. Assailly for their work in the initial project, and María Angulo and Nuria Cerdá for their help in generating the Fig. 3. Last, the authors thank Dr. Steffen Opiel and another anonymous reviewer for their thorough revision of the article which greatly improved it.

ADDITIONAL INFORMATION AND DECLARATIONS

Funding

This work was supported by the French National Research Agency (ANR-14-CE02-0021) and the BNP-Paribas Foundation Climate Initiative for funding the Invacost project which allowed the construction of the InvaCost database. This work was initiated following a workshop funded by the AXA Research Fund Chair of Invasion Biology. This research was also funded through the 2017-2018 Belmont Forum and BiodivERSA joint call for research proposals, under the BiodivScen ERA-Net COFUND programme. Funds for Elena Angulo and Liliana Ballesteros-Mejia came from the AXA Research Fund Chair of Invasion Biology of University Paris Saclay. Christophe Diagne was funded by the BiodivERSA-Belmont Forum Project “Alien Scenarios” (BMBF/PT DLR 01LC1807C). Ross N. Cuthbert received funding from the Leverhulme Trust (ECF-2021-001). Thomas W. Bodey received funding from the European Union’s Horizon 2020 research and innovation programme Marie Skłodowska-Curie fellowship (Grant No. 747120). Jean Fantle-Lepczyk received travel support to attend the Invacost workshop from Auburn University School of Forestry and Wildlife Sciences. The funders had no role in study design, data collection and analysis, decision to publish, or preparation of the manuscript.

Grant Disclosures

The following grant information was disclosed by the authors:

The French National Research Agency: ANR-14-CE02-0021.

The BNP-Paribas Foundation Climate Initiative for funding the Invacost project.

The AXA Research Fund Chair of Invasion Biology.

The 2017-2018 Belmont Forum and BiodivERSA joint call for research proposals, under the BiodivScen ERA-Net COFUND programme.

AXA Research Fund Chair of Invasion Biology of University Paris Saclay.

The BiodivERSA-Belmont Forum Project “Alien Scenarios”: BMBF/PT DLR 01LC1807C.

The Leverhulme Trust: ECF-2021-001.

The European Union’s Horizon 2020 research and innovation programme Marie Skłodowska-Curie fellowship: 747120.

Auburn University School of Forestry and Wildlife Sciences.

Competing Interests

The authors declare there are no competing interests.

Author Contributions

- Christophe Diagne conceived and designed the experiments, performed the experiments, analyzed the data, prepared figures and/or tables, authored or reviewed drafts of the article, and approved the final draft.
- Liliana Ballesteros-Mejia conceived and designed the experiments, performed the experiments, analyzed the data, prepared figures and/or tables, authored or reviewed drafts of the article, and approved the final draft.
- Ross N. Cuthbert conceived and designed the experiments, performed the experiments, analyzed the data, prepared figures and/or tables, authored or reviewed drafts of the article, and approved the final draft.
- Thomas W. Bodey performed the experiments, authored or reviewed drafts of the article, and approved the final draft.
- Jean Fantle-Lepczyk performed the experiments, authored or reviewed drafts of the article, and approved the final draft.
- Elena Angulo conceived and designed the experiments, performed the experiments, analyzed the data, prepared figures and/or tables, authored or reviewed drafts of the article, and approved the final draft.
- Alok Bang performed the experiments, authored or reviewed drafts of the article, and approved the final draft.
- Gauthier Dobigny performed the experiments, authored or reviewed drafts of the article, and approved the final draft.
- Franck Courchamp conceived and designed the experiments, performed the experiments, authored or reviewed drafts of the article, and approved the final draft.

Data Availability

The following information was supplied regarding data availability:

The raw and modified data are available in the [Supplemental Files](#).

Supplemental Information

Supplemental information for this article can be found online at <http://dx.doi.org/10.7717/peerj.14935#supplemental-information>.

REFERENCES

- Adamjy T, Dobigny G, Aholou S, Mourlon M. 2020. La gouvernance des risques liés aux invasions biologiques. L'exemple du Bénin. *Sciences Eaux Territoires* 5:1j-12 DOI 10.3917/set.hs1.0001j.
- Angulo E, Diagne C, Ballesteros-Mejia L, Adamjy T, Ahmed DA, Akulov E, Banerjee AK, Capinha C, Dia CAKM, Dobigny G, Duboscq-Carra VG, Golivets M, Haubrock PJ, Heringer G, Kirichenko N, Kourantidou M, Liu C, Nuñez MA, Renault D, Roiz D, Taheri A, Verbrugge LNH, Watari Y, Xiong W, Courchamp F. 2021. Non-English languages enrich scientific knowledge: the example of economic costs of biological invasions. *Science of The Total Environment* 775:144441.

- Bacher S, Blackburn TM, Essl F, Genovesi P, Heikkilä J, Jeschke JM, Jones G, Keller R, Kenis M, Kueffer C, Martinou AF, Nentwig W, Pergl J, Pyšek P, Rabitsch W, Richardson DM, Roy HE, Saul WC, Scalera R, Vilà M, Wilson JR, Kumschick S. 2018. Socio-economic impact classification of alien taxa (SEICAT). *Methods in Ecology and Evolution* 9:159–168 DOI 10.1111/2041-210X.12844.
- Bellard C, Jeschke JM. 2016. A spatial mismatch between invader impacts and research publications. *Conservation Biology* 30(1):230–232 DOI 10.1111/cobi.12611.
- Bellard C, Rysman JF, Leroy B, Claud C, Mace GM. 2017. A global picture of biological invasion threat on islands. *Nature Ecology and Evolution* 1:1862–1869 DOI 10.1038/s41559-017-0365-6.
- Belmain SR, Htwe NM, Kamal NQ, Singleton GR. 2015. Estimating rodent losses to stored rice as a means to assess efficacy of rodent management. *Wildlife Research* 42:132–142 DOI 10.1071/WR14189.
- Broughton RK. 2020. Current and future impacts of nest predation and nest-site competition by invasive eastern grey squirrels *Sciurus carolinensis* on European birds. *Mammal Review* 50:38–51 DOI 10.1111/mam.12174.
- Brown PR, Henry S, Pech RP, Cruz J, Hinds LA, Van de Weyer N, Caley P, Ruscoe WA. 2022. It's a trap: effective methods for monitoring house mouse populations in grain-growing regions of south-eastern Australia. *Wildlife Research* 49(4):347–359.
- Bradshaw CJ, Leroy B, Bellard C, Roiz D, Albert C, Fournier A, Barbet-Massin M, Salles J-M, Simard F, Courchamp F. 2016. Massive yet grossly underestimated global costs of invasive insects. *Nature Communications* 7(1):12986 DOI 10.1038/ncomms12986.
- Brown PR, Singleton GR. 2000. Impacts of house mice on crops in Australia—costs and damage. *Human Conflicts with Wildlife: Economic Considerations* 6: Available at <https://digitalcommons.unl.edu/nwrchumanconflicts/6/>.
- Burgin CJ, Colella JP, Kahn PL, Upham NS. 2018. How many species of mammals are there? *Journal of Mammalogy* 99:1–14 DOI 10.1093/jmammal/gyx147.
- Colombe S, Jancloes M, Rivière A, Bertherat E. 2019. A new approach to rodent control to better protect human health: first international meeting of experts under the auspices of WHO and the Pan American Health Organization. *Weekly Epidemiological Record= Relevé épidémiologique hebdomadaire* 17:197–203.
- Constant NL, Swanepoel LH, Williams ST, Soarimalala V, Goodman SM, Massawe AT, Mulungu LS, Makundi RH, Mdangi ME, Taylor PJ, Belmain SR. 2020. Comparative assessment on rodent impacts and cultural perceptions of ecologically based rodent management in 3 Afro-Malagasy farming regions. *Integrative Zoology* 15:578–594 DOI 10.1111/1749-4877.12447.
- Courchamp F, Fournier A, Bellard C, Bertelsmeier C, Bonnaud E, Jeschke JM, Russell JC. 2017. Invasion biology: specific problems and possible solutions. *Trends in Ecology & Evolution* 32:13–22 DOI 10.1016/j.tree.2016.11.001.
- Crowley SL, Hinchliffe S, McDonald RA. 2017. Conflict in invasive species management. *Frontiers in Ecology and the Environment* 15:133–141 DOI 10.1002/fee.1471.

- Cucchi T, Papayianni K, Cersoy S, Aznar-Cormano L, Zazzo A, Debruyne R, Berthon R, Bălăsescu A, Simmons A, Valla F, Hamilakis Y, Mavridis F, Mashkour M, Darvish J, Siah sarvi R, Biglari F, Petrie CA, Weeks L, Sardari A, Maziar S, Denys C, Orton D, Jenkins E, Zeder M, Searle JB, Larson G, Bonhomme F, Auffray JC, Vigne JD. 2020. Tracking the Near Eastern origins and European dispersal of the western house mouse. *Scientific Reports* 10:1–12 DOI 10.1038/s41598-019-56847-4.
- Cuthbert R, Bartlett A, Turbelin A, Haubrock P, Diagne C, Pattison Z, Courchamp F, Catford J. 2021b. Economic costs of biological invasions in the United Kingdom. *NeoBiota* 67:299–328 DOI 10.3897/neobiota.67.59743.
- Cuthbert RN, Diagne C, Haubrock PJ, Turbelin AJ, Courchamp F. 2021a. Are the 100 of the world's worst invasive species also the costliest? *Biological Invasions* 24(7):1895–1904.
- Cuthbert RN, Diagne C, Hudgins EJ, Turbelin A, Ahmed DA, Albert C, Bodey TW, Briski E, Essl F, Haubrock PJ, Gozlan RE, Kirichenko N, Kourantidou M, Kramer AM, Courchamp F. 2022. Biological invasion costs reveal insufficient proactive management worldwide. *Science of the Total Environment* 819:153404 DOI 10.1016/j.scitotenv.2022.153404.
- Dalecky A, Bà K, Piry S, Lippens C, Diagne CA, Kane M, Sow A, Diallo M, Niang Y, Konečný A, Sarr N, Artige E, Charbonnel N, Granjon L, Duplantier J-M, Brouat C. 2015. Range expansion of the invasive house mouse *Mus musculus domesticus* in Senegal, West Africa: a synthesis of trapping data over three decades, 1983–2014. *Mammal Review* 45(3):176–190.
- Diagne C, Catford JA, Essl F, Nuñez MA, Courchamp F. 2020a. What are the economic costs of biological invasions? A complex topic requiring international and interdisciplinary expertise. *NeoBiota* 63(2):25–37 DOI 10.3897/neobiota.63.55260.
- Diagne C, Leroy B, Gozlan RE, Vaissière A-C, Assailly C, Nuninger L, Roiz D, Jourdain F, Jarić I, Courchamp F. 2020b. InvaCost, a public database of the economic costs of biological invasions worldwide. *Scientific Data* 7:1 DOI 10.1038/s41597-019-0340-y.
- Diagne C, Leroy B, Vaissière AC, Gozlan RE, Roiz D, Jarić I, Salles JM, Bradshaw CJA, Courchamp F. 2021a. High and rising economic costs of biological invasions worldwide. *Nature* 592:571–576 DOI 10.1038/s41586-021-03405-6.
- Diagne C, Ribas A, Charbonnel N, Dalecky A, Tatar D, Gauthier P, Haukisalmi V, Fossati-Gaschignard O, Bà K, Kane M, Niang Y, Diallo M, Sow A, Piry S, Sembène M, Brouat C. 2016. Parasites and invasions: changes in gastrointestinal helminth assemblages in invasive and native rodents in Senegal. *International Journal for Parasitology* 46:857–869 DOI 10.1016/j.ijpara.2016.07.007.
- Diagne C, Turbelin A, Moodley D, Novoa A, Leroy B, Angulo E, Adamjy T, Dia CAKM, Taheri A, Tambo J, Dobigny G, Courchamp F. 2021b. The economic costs of biological invasions in Africa: a growing but neglected threat? *NeoBiota* 67:11–51 DOI 10.3897/neobiota.67.59132.
- Doherty TS, Glen AS, Nimmo DG, Ritchie EG, Dickman CR. 2016. Invasive predators and global biodiversity loss. *Proceedings of the National Academy of Sciences of the United States of America* 113:11261–11265 DOI 10.1073/pnas.1602480113.

- Dossou H-J, Adjovi N, Houemenou G, Bagan T, Mensah GA, Dobigny G. 2020.** Invasive rodents and damages to food stocks: a study in the Autonomous Harbor of Cotonou, Benin. *Biotechnologie, Agronomie, Société et Environnement/Biotechnology, Agronomy, Society and Environment* 24:28–36.
- Duron Q, Shiels AB, Vidal E. 2017.** Control of invasive rats on islands and priorities for future action. *Conservation Biology* 31:761–771 DOI 10.1111/cobi.12885.
- Early R, Bradley BA, Dukes JS, Lawler JJ, Olden JD, Blumenthal DM, Gonzalez P, Grosholz ED, Ibañez I, Miller LP, Sorte CJB, Tatem AJ. 2016.** Global threats from invasive alien species in the twenty-first century and national response capacities. *Nature Communications* 7(1):12485.
- Evans T, Kumschick S, Şekerciöglu ÇH, Blackburn TM. 2018.** Identifying the factors that determine the severity and type of alien bird impacts. *Diversity and Distributions* 24:800–810 DOI 10.1111/ddi.12721.
- Faulkner KT, Robertson MP, Wilson JR. 2020.** Stronger regional biosecurity is essential to prevent hundreds of harmful biological invasions. *Global Change Biology* 26(4):2449–2462 DOI 10.1111/gcb.15006.
- Garba M, Dalecky A, Kadaoure I, Kane M, Hima K, Veran S, Gagare S, Gauthier P, Tatard C, Rossi JP, Dobigny G. 2014.** Spatial segregation between invasive and native commensal rodents in an urban environment: a case study in Niamey, Niger. *PLOS ONE* 9:e110666 DOI 10.1371/journal.pone.0110666.
- Gibb R, Redding DW, Chin KQ, Donnelly CA, Blackburn TM, Newbold T, Jones KE. 2020.** Zoonotic host diversity increases in human-dominated ecosystems. *Nature* 584:398–402 DOI 10.1038/s41586-020-2562-8.
- Gruber MA, Janssen-May S, Santoro D, Cooling M, Wylie R. 2021.** Predicting socio-economic and biodiversity impacts of invasive species: Red Imported Fire Ant in the developing western Pacific. *Ecological Management & Restoration* 22:89–99 DOI 10.1111/emr.12457.
- Han BA, Schmidt JP, Bowden SE, Drake JM. 2015.** Rodent reservoirs of future zoonotic diseases. *Proceedings of the National Academy of Sciences of the United States of America* 112:7039–7044 DOI 10.1073/pnas.1501598112.
- Harris D, Gregory SD, Bull L, Courchamp F. 2012.** Island prioritization for invasive rodent eradications with an emphasis on reinvasion risk. *Biological Invasions* 14:1251–1263 DOI 10.1007/s10530-011-0153-1.
- Hassell JM, Bettridge JM, Ward MJ, Ogendo A, Imboma T, Muloi D, Fava F, Robinson TP, Begon M, Fèvre EM. 2021.** Socio-ecological drivers of vertebrate biodiversity and human-animal interfaces across an urban landscape. *Global Change Biology* 27:781–792 DOI 10.1111/gcb.15412.
- Haubrock PJ, Cuthbert RN, Hudgins EJ, Crystal-Ornelas R, Kourantidou M, Moodley D, Liu C, Turbelin AJ, Leroy B, Courchamp F. 2022.** Geographic and taxonomic trends of rising biological invasion costs. *Science of the Total Environment* 817:152948.
- Hima K, Houémenou G, Badou S, Garba M, Dossou HJ, Etougbétché J, Gauthier P, Artige E, Fossati-Gaschnard O, Gagare S, Dobigny G, Dalecky A. 2019.** Native

- and invasive small mammals in urban habitats along the commercial axis connecting Benin and Niger, West Africa. *Diversity* 11(12):238 DOI 10.3390/d11120238.
- Howald G, Donlan CJ, Galvan JP, Russell JC, Parkes J, Samaniego A, Wang Y, Veitch D, Genovesi P, Pascal M, Saunders A, Tershy B. 2007.** Invasive rodent eradication on islands. *Conservation Biology* 21(5):1258–1268 DOI 10.1111/j.1523-1739.2007.00755.x.
- John A. 2014.** Rodent outbreaks and rice pre-harvest losses in Southeast Asia. *Food Security* 6:249–260 DOI 10.1007/s12571-014-0338-4.
- Jones HP, Tershy BR, Zavaleta ES, Croll DA, Keitt BS, Finkelstein ME, Howald GR. 2008.** Severity of the effects of invasive rats on seabirds: a global review. *Conservation Biology* 22:16–26 DOI 10.1111/j.1523-1739.2007.00859.x.
- Kallis G, Gómez-Baggethun E, Zografos C. 2013.** To value or not to value? That is not the question. *Ecological Economics* 94:97–105 DOI 10.1016/j.ecolecon.2013.07.002.
- Latombe G, Pyšek P, Jeschke JM, Blackburn TM, Bacher S, Capinha C, Costello M, Fernández M, Gregory R, Hobern D, Hui C, Jetz W, Kumschick S, McGrannachan C, Pergl J, Roy H, Scalera R, Squires Z, Wilson J, Winter M, Genovesi P, McGeoch MA. 2017.** A vision for global monitoring of biological invasions. *Biological Conservation* 213:295–308 DOI 10.1016/j.biocon.2016.06.013.
- Leirs H. 2003.** Management of rodents in crops: the Pied Piper and his orchestra. *Rats, Mice and People: Rodent Biology and Management*. Canberra: ACIAR 183–190.
- Leroy B, Kramer AM, Vaissière AC, Kourantidou M, Courchamp F, Diagne C. 2022.** Analysing economic costs of invasive alien species with the invacost R package. *Methods in Ecology and Evolution* 13(9):1930–1937 DOI 10.1111/2041-210X.13929.
- Lowe S, Browne M, Boudjelas S, De Poorter M. 2000.** 100 of the world's worst invasive alien species: a selection from the global invasive species database. vol. 12. Auckland: Invasive Species Specialist Group.
- Luque GM, Bellard C, Bertelsmeier C, Bonnaud E, Genovesi P, Simberloff D, Courchamp F. 2014.** The 100th of the world's worst invasive alien species. *Biological Invasions* 16:981–985 DOI 10.1007/s10530-013-0561-5.
- Maas M, Helsloot T, Takumi K, Van der Giessen J. 2020.** Assessing trends in rat populations in urban and non-urban environments in the Netherlands. *Journal of Urban Ecology* 6(1):juaa026 DOI 10.1093/jue/juaa026.
- Matos J, Little A, Broome K, Kennedy E, Sánchez FAM, Latofski-Robles M, Irvine R, Gill C, Espinoza A, Howald G, Olthof K, Ball M, Boser CL. 2018.** Connecting island communities on a global scale: case studies in island biosecurity. *Western North American Naturalist* 78(4):959–972 DOI 10.3398/064.078.0432.
- Mazza V, Dammhahn M, Lösche E, Eccard JA. 2020.** Small mammals in the big city: Behavioural adjustments of non-commensal rodents to urban environments. *Global Change Biology* 26:6326–6337 DOI 10.1111/gcb.15304.
- McConnachie MM, van Wilgen BW, Ferraro PJ, Forsyth AT, Richardson DM, Gaertner M, Cowling RM. 2016.** Using counterfactuals to evaluate the cost-effectiveness of controlling biological invasions. *Ecological Applications* 26(2):475–483 DOI 10.1890/15-0351.

- Meerburg BG, Singleton GR, Kijlstra A. 2009.** Rodent-borne diseases and their risks for public health. *Critical Reviews in Microbiology* **35**:221–270
DOI [10.1080/10408410902989837](https://doi.org/10.1080/10408410902989837).
- Meerburg BG, Singleton GR, Leirs H. 2009.** The year of the Rat ends—time to fight hunger! *Pest Management Science: Formerly Pesticide Science* **65**:351–352
DOI [10.1002/ps.1718](https://doi.org/10.1002/ps.1718).
- Meinard Y, Dereniowska M, Gharbi J-S. 2016.** The ethical stakes in monetary valuation methods for conservation purposes. *Biological Conservation* **199**:67–74
DOI [10.1016/j.biocon.2016.04.030](https://doi.org/10.1016/j.biocon.2016.04.030).
- Mendoza H, Rubio AV, García-Peña GE, Suzán G, Simonetti JA. 2020.** Does land-use change increase the abundance of zoonotic reservoirs? Rodents say yes. *European Journal of Wildlife Research* **66**:1–5 DOI [10.1007/s10344-019-1327-x](https://doi.org/10.1007/s10344-019-1327-x).
- Millins C, Magierecka A, Gilbert L, Edoff A, Brereton A, Kilbride E, Denwood M, Birtles R, Biek R. 2015.** An invasive mammal (the gray squirrel, *Sciurus carolinensis*) commonly hosts diverse and atypical genotypes of the zoonotic pathogen *Borrelia burgdorferi sensu lato*. *Applied and Environmental Microbiology* **81**(13):4236–4245
DOI [10.1128/AEM.00109-15](https://doi.org/10.1128/AEM.00109-15).
- Morand S, Bordes F, Chen HW, Claude J, Cosson JF, Galan M, Czirják GA, Greenwood AD, Latinne A, Michaux J, Ribas A. 2015.** Global parasite and *Rattus* rodent invasions: The consequences for rodent-borne diseases. *Integrative Zoology* **10**:409–423
DOI [10.1111/1749-4877.12143](https://doi.org/10.1111/1749-4877.12143).
- Murray MH, Fyffe R, Fidino M, Byers KA, Ríos MJ, Mulligan MP, Magle SB. 2018.** Public complaints reflect rat relative abundance across diverse urban neighborhoods. *Frontiers in Ecology and Evolution* **6**:189 DOI [10.3389/fevo.2018.00189](https://doi.org/10.3389/fevo.2018.00189).
- Mwanjabe PS, Sirima FB, Lusingu J. 2002.** Crop losses due to outbreaks of *Mastomys natalensis* (Smith, 1834) Muridae, Rodentia, in the Lindi Region of Tanzania. *International Biodeterioration & Biodegradation* **49**(2–3):133–137
DOI [10.1016/S0964-8305\(01\)00113-5](https://doi.org/10.1016/S0964-8305(01)00113-5).
- Nghiem LT, Soliman T, Yeo DC, Soliman T, Yeo DCJ, Tan HTW, Evans TA, Mumford JD, Keller RP, Baker RHA, Corlett RT, Carrasco LR. 2013.** Economic and environmental impacts of harmful non-indigenous species in Southeast Asia. *PLOS ONE* **8**:e71255 DOI [10.1371/journal.pone.0071255](https://doi.org/10.1371/journal.pone.0071255).
- Novoa A, Dehnen-Schmutz K, Fried J, Vimercati G. 2017.** Does public awareness increase support for invasive species management? Promising evidence across taxa and landscape types. *Biological Invasions* **19**:3691–3705 DOI [10.1007/s10530-017-1592-0](https://doi.org/10.1007/s10530-017-1592-0).
- Novoa A, Shackleton R, Canavan S, Cybèle C, Davies S, Dehnen-Schmutz K, Fried J, Gaertner M, Geerts S, Griffiths C, Kaplan H, Kumschick S, Le Maitre D, Measey G, Nunes A, Richardson D, Robinson T, Touza J, Wilson J. 2018.** A framework for engaging stakeholders on the management of alien species. *Journal of Environmental Management* **205**:286–297.
- Núñez MA, Chiuffo MC, Seebens H, Kuebbing S, McCary MA, Lieurance D, Zhang B, Simberloff D, Meyerson LA. 2022.** Two decades of data reveal that Biological

- Invasions needs to increase participation beyond North America, Europe, and Australasia. *Biological Invasions* 24:333–340 DOI 10.1007/s10530-021-02666-6.
- Pagad S, Genovesi P, Carnevali L, Schigel D, McGeoch MA. 2018.** Introducing the global register of introduced and invasive species. *Scientific Data* 5(1):1–12 DOI 10.1038/s41597-018-0002-5.
- Pimentel D, Zuniga R, Morrison D. 2005.** Update on the environmental and economic costs associated with alien-invasive species in the United States. *Ecological Economics* 52:273–288 DOI 10.1016/j.ecolecon.2004.10.002.
- Russell JC, Peace JE, Houghton MJ, Bury SJ, Bodey TW. 2020.** Systematic prey preference by introduced mice exhausts the ecosystem on Antipodes Island. *Biological Invasions* 22:1265–1278 DOI 10.1007/s10530-019-02194-4.
- Sainsbury AW, Chantrey J, Ewen JG, Gurnell J, Hudson P, Karesh WB, Kock RA, Lurz PWW, Meredith A, Tompkins DM. 2020.** Implications of squirrelpox virus for successful red squirrel translocations within mainland UK. *Conservation Science and Practice* 2:e200.
- Seebens H, Bacher S, Blackburn TM, Capinha C, Dawson W, Dullinger S, Genovesi P, Hulme PE, van Kleunen M, Kühn I, Jeschke JM, Lenzner B, Liebhold AM, Pattison Z, Pergl J, Pyšek P, Winter M, Essl F. 2020.** Projecting the continental accumulation of alien species through to 2050. *Global Change Biology* 27(5):970–982.
- Singleton G. 2003.** Impacts of rodents on rice production in Asia (No. 2169-2019-1613). Available at http://books.irri.org/971220183X_content.pdf.
- Singleton GR, Brown PR, Pech RP, Jacob J, Mutze GJ, Krebs CJ. 2005.** One hundred years of eruptions of house mice in Australia—a natural biological curio. *Biological Journal of the Linnean Society* 84:617–627 DOI 10.1111/j.1095-8312.2005.00458.x.
- Spatz DR, Holmes ND, Will DJ, Hein S, Carter ZT, Fewster RM, Keitt B, Genovesi P, Samaniego A, Croll DA, Tershy BR, Russell JC. 2022.** The global contribution of invasive vertebrate eradication as a key island restoration tool. *Scientific Reports* 12(1):1–11 DOI 10.1038/s41598-021-99269-x.
- St Clair JJH. 2011.** The impacts of invasive rodents on island invertebrates. *Biological Conservation* 144:68–81 DOI 10.1016/j.biocon.2010.10.006.
- Stenseth NC, Leirs H, Skonhofs A, Davis SA, Pech RP, Andreassen HP, Singleton GR, Lima M, Machang'u RS, Makundi RH, Zhang Z, Brown PR, Shi D, Wan X. 2003.** Mice, rats, and people: the bio-economics of agricultural rodent pests. *Frontiers in Ecology and the Environment* 1:367–375 DOI 10.1890/1540-9295(2003)001[0367:MRAPT]2.0.CO;2.
- Stokes VL, Banks PB, Pech RP, Spratt DM. 2009.** Competition in an invaded rodent community reveals black rats as a threat to native bush rats in littoral rainforest of south-eastern Australia. *Journal of Applied Ecology* 46:1239–1247 DOI 10.1111/j.1365-2664.2009.01735.x.
- Torgerson PR, Hagan JE, Costa F, Calcagno J, Kane M, Martinez-Silveira MS, Goris MGA, Stein C, Ko AI, Abela-Ridder B. 2015.** Global burden of leptospirosis: estimated in terms of disability adjusted life years. *PLOS Neglected Tropical Diseases* 9:e0004122 DOI 10.1371/journal.pntd.0004122.

- Van Wilgen BW, Measey J, Richardson DM, Wilson JR, Zengeya . 2020.** Biological invasions in South Africa: an overview. In: *Biological invasions in South Africa*. Cham: Springer, 3–31.
- Wardle DA, Bellingham PJ, Fukami T, Bonner KI. 2012.** Soil-mediated indirect impacts of an invasive predator on plant growth. *Biology Letters* **8**:574–577 DOI [10.1098/rsbl.2012.0201](https://doi.org/10.1098/rsbl.2012.0201).
- Zeng L, Ming C, Li Y, Su LY, Su YH, Otecko NO, Dalecky A, Donnellan S, Aplin K, Liu XH, Song Y, Zhang Z bin, Esmailizadeh A, Sohrabi SS, Nanaei HA, Liu HQ, Wang MS, Ag Atteynine S, Rocamora G, Brescia F, Morand S, Irwin D, Peng M, Yao Y, Li H, Wu D, Zhang YP. 2018.** Out of Southern East Asia of the brown rat revealed by large-scale genome sequencing. *Molecular Biology and Evolution* **35**:149–158 DOI [10.1093/molbev/msx276](https://doi.org/10.1093/molbev/msx276).
- Zhang L, Rohr J, Cui R, Xin Y, Han L, Yang X, Gu S, Du Y, Liang J, Wang X, Wu Z, Hao Q, Liu X. 2022.** Biological invasions facilitate zoonotic disease emergences. *Nature Communications* **13**(1):1762 DOI [10.1038/s41467-022-29378-2](https://doi.org/10.1038/s41467-022-29378-2).