



**HAL**  
open science

## Photochemical Production of Light-absorbing Syringol Secondary Organic Aerosol in Droplets using an Atmospheric Simulation Chamber

Lelia Hawkins, Ellie Smith, Lindy Conrad-Marut, David de Haan, Christian Carmona, Duncan Ugland, Matthew-Khoa Tran, Jean-Francois Doussin, Mathieu Cazaunau, Aline Gratien, et al.

### ► To cite this version:

Lelia Hawkins, Ellie Smith, Lindy Conrad-Marut, David de Haan, Christian Carmona, et al.. Photochemical Production of Light-absorbing Syringol Secondary Organic Aerosol in Droplets using an Atmospheric Simulation Chamber. 41st Annual Conference of the American Association for Aerosol Research, Oct 2023, Portland, United States. hal-04307098

**HAL Id: hal-04307098**

**<https://hal.science/hal-04307098>**

Submitted on 25 Nov 2023

**HAL** is a multi-disciplinary open access archive for the deposit and dissemination of scientific research documents, whether they are published or not. The documents may come from teaching and research institutions in France or abroad, or from public or private research centers.

L'archive ouverte pluridisciplinaire **HAL**, est destinée au dépôt et à la diffusion de documents scientifiques de niveau recherche, publiés ou non, émanant des établissements d'enseignement et de recherche français ou étrangers, des laboratoires publics ou privés.

# Photochemical Production of Light-Absorbing Syringol Secondary Organic Aerosol (SOA) in Droplets using an Atmospheric Simulation Chamber

Lelia Hawkins, Lindy Conrad-Marut, Ellie Smith - Harvey Mudd College, USA; David De Haan, Christian Carmona, Duncan Ugland, Matthew-Khoa Tran, University of San Diego, USA; Jean-Francois Doussin, Mathieu Cazaunau, Aline Gratien, Paola Formenti, Claudia Di Biagio, Mike Giordano - University of Paris-Est Créteil, France; Frans E F Graeffe, Liine M. Heikkinen, Mikael Ehn - University of Helsinki, Finland; Peter De Carlo - Johns Hopkins University, USA; Matthieu Riva, Mario Contin - IRCELYON, France

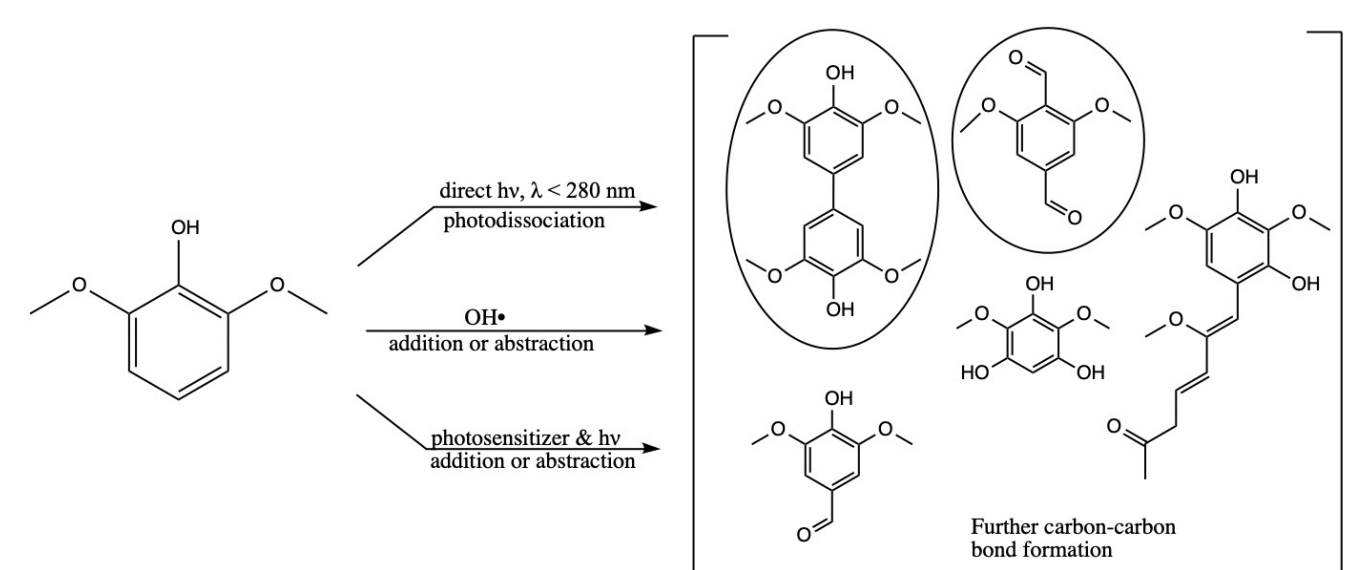


## Does syringol behave the same in a cloud chamber as in bulk studies?

Previous studies have shown that SOA material produced with an OH source and with a photosensitizer shares chemical and optical features.<sup>1</sup>

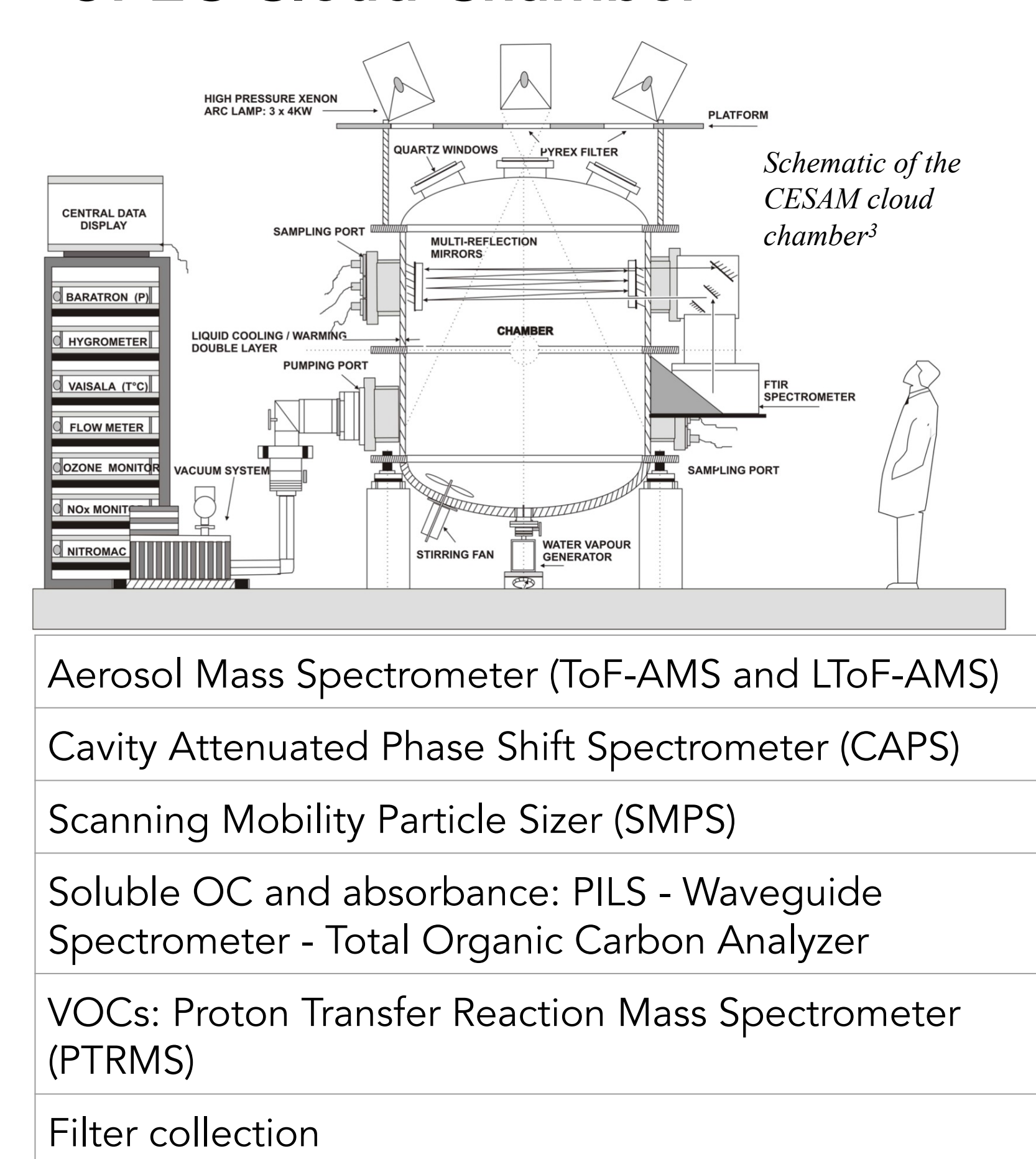
Dark syringol reactions have produced a dimer that absorbs at 470 nm.<sup>2</sup>

H abstraction and OH addition pathways may produce different O/C ratios in products with different polarities and different optical properties, which each influence the atmospheric implications of these SOA products.



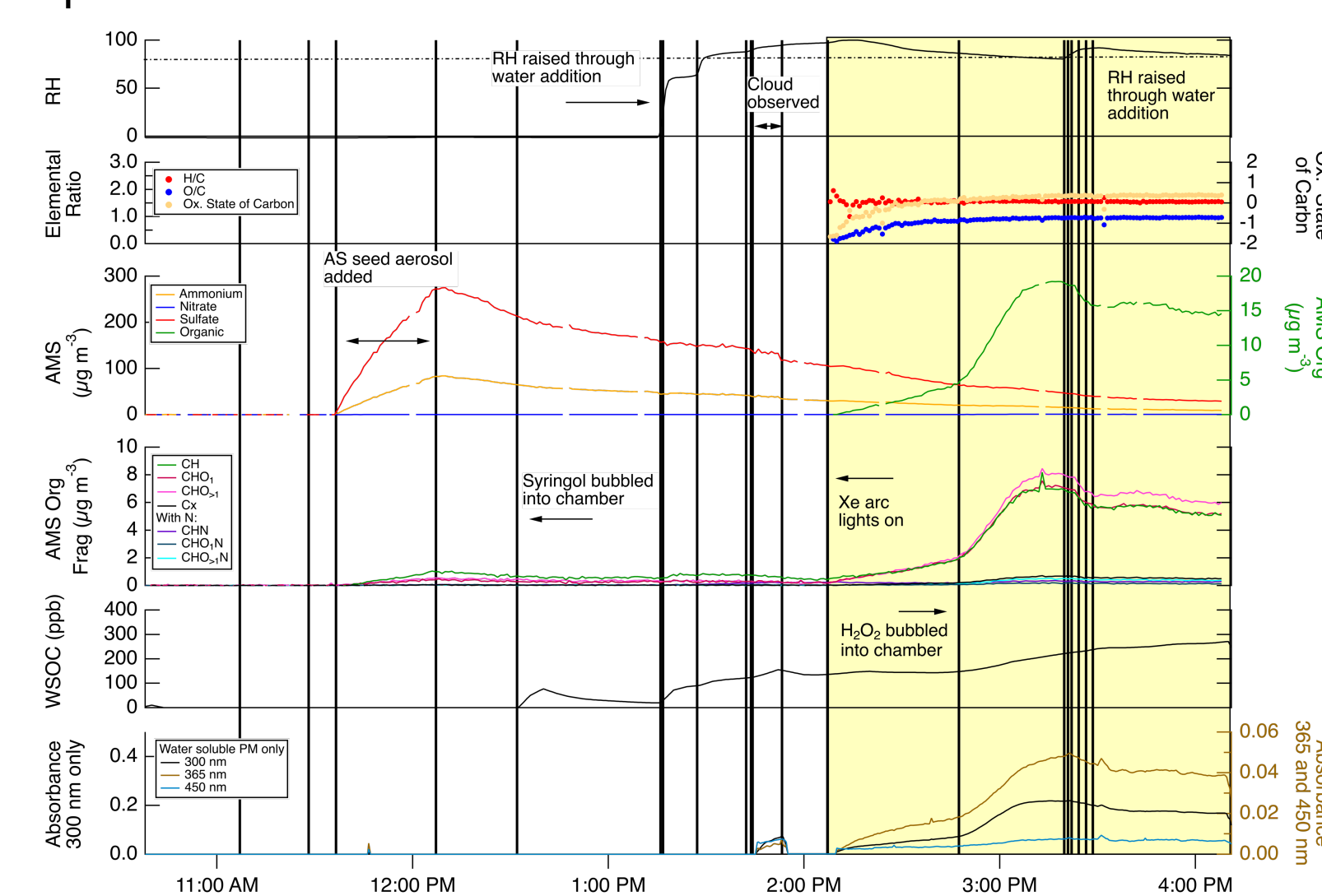
Circled products indicate products seen experimentally

## UPEC Cloud Chamber



## Syringol forms light-absorbing SOA on deliquesced, irradiated aerosol, with and without an OH radical source

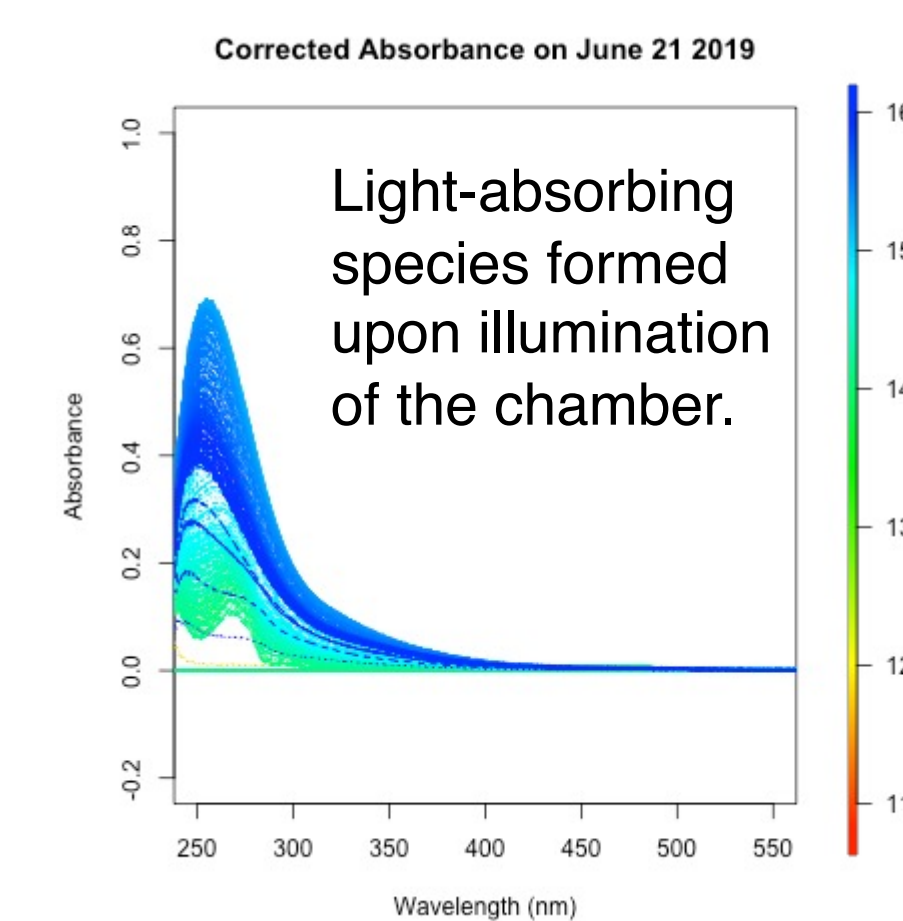
Brown SOA formed upon illumination of the chamber with deliquesced AS aerosol.



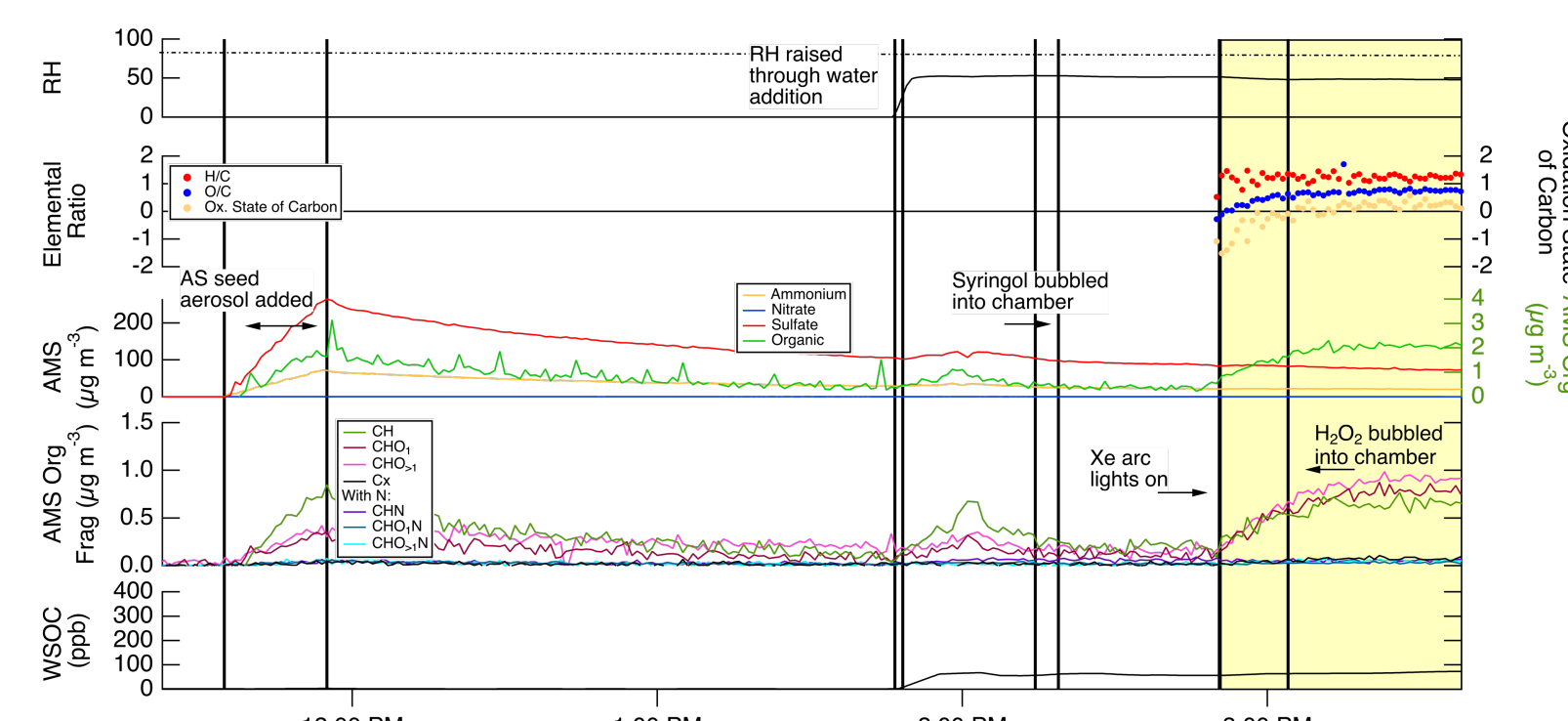
SOA formation was faster, *but not chemically distinct*, with ·OH.

A *slight* preference for CHO<sub>>1</sub> develops with ·OH photooxidation.

A short-lived product with absorption around 289 nm was observed **ONLY** during the cloud. This was repeatable.



SOA did not form without deliquesced aerosol.



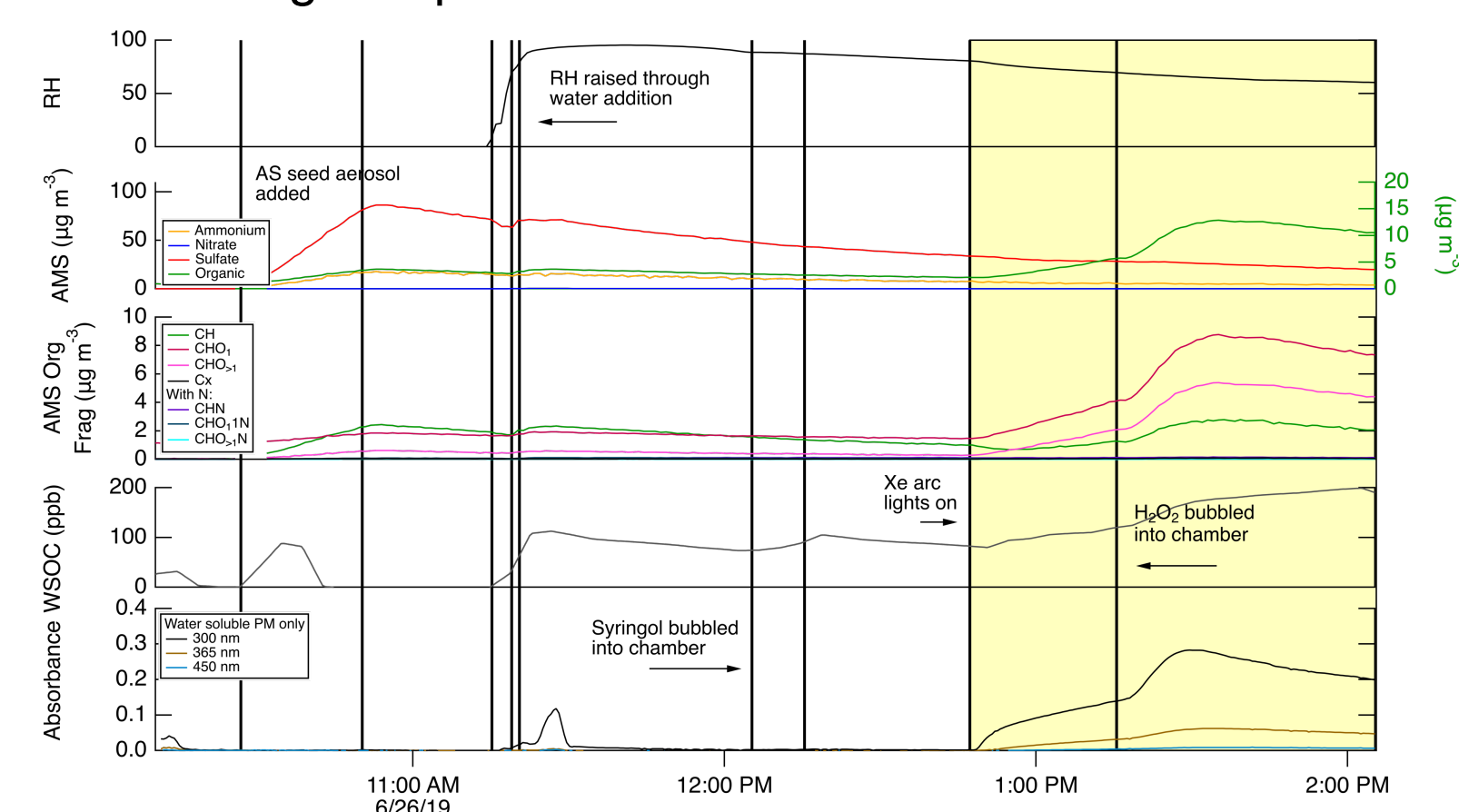
When the humidity remained below the deliquescence RH, SOA formation was limited to 2 μg m<sup>-3</sup>.

Under dry conditions, the addition of an OH radical source had little effect.

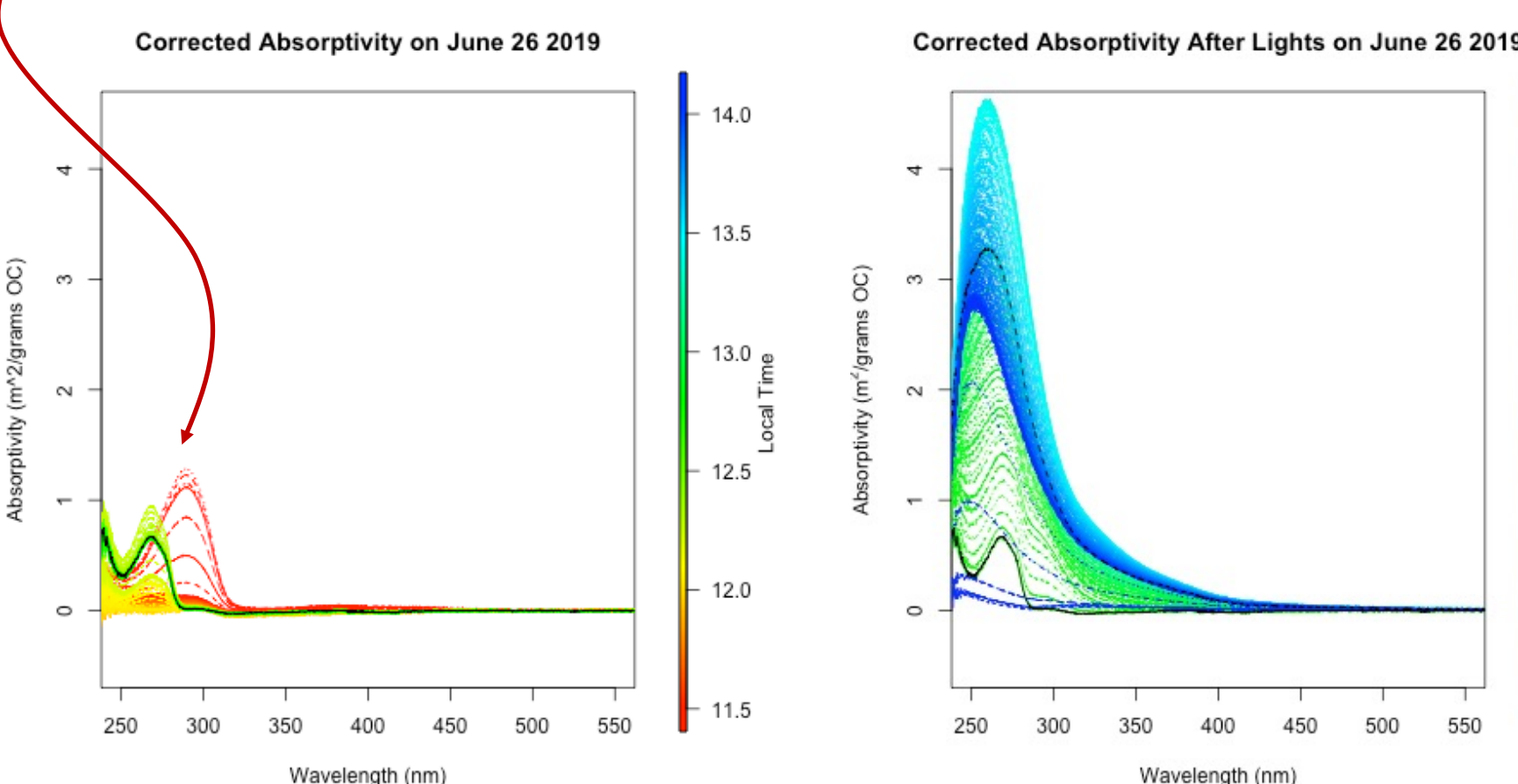
No measurable absorbance was detected during this experiment.

We observed the dark reaction product syringol dimer, which disappeared upon illumination.

Cloud product seen previously appears upon humidification; photobrowning is repeated



The short-lived cloud product appeared again, this time before additional syringol was added to the chamber.



## Photobrowning without ·OH

What mechanism is responsible for light-induced brown carbon formation in our experiments?

With HOOH, we observed similar O/C ratios, and broad visible absorbance, to previous studies.

Without HOOH, we also observed browning. Why?

Possible explanations:

- Direct absorption of the Xe arc radiation ~270 nm by syringol (little relevance to atmospheric processes but possible in the chamber)<sup>4</sup>
- Trace impurities or rapid, trace syringaldehyde formation, with syringaldehyde behaving as a photosensitizer<sup>5</sup>
- Red-shifted absorption of syringol, and greater quantum yield, at the air-water interface of deliquesced aerosol (a guaiacol redshift at the air-ice interface is attributed to the aromatic ring, not the substituents, which are common to syringol)<sup>6</sup>

## Conclusions

Unexpected photobrowning in our experiments may imply an additional mechanism for this biomass-burning derived compound to influence BB SOA chemical and optical properties.

Further analysis of our mass spectra and end-of-day filters may provide insight into this mechanism.

In general, our observations support the previous bulk studies of syringol in terms of reactivity and brown carbon production.

## Literature cited

- Yu, L. et al. 2014. *Atmos. Chem. Phys.* 14, 13801-13816.
- Xu, J. et al. 2018. *ACS Earth Space Chem.* 2, 608-617.
- Wang, J. et al. 2011. *Atmos. Meas. Tech.*, 4(11), 2465-2494.
- Young, J. et al. 2014. *J. Phys. Chem. Lett.* 5(12), 2138-2143.
- Smith, J., H. Kinney, and C. Anastasio, 2016. *Atmos. Env.* 126, 36-46.
- Hullar, T. et al. 2020. *Env. Sci.: Processes Impacts*, 22, 1666.

## Acknowledgments

Funding from NSF-IRES 1825094 and Eurochamp-2020  
HMC Chemistry Staff  
Leah Williams, Aerodyne Research Inc.  
Student supported by NSF, the John Stauffer Foundation, the Luke Fellowship, and the Harris Family Foundation Kubota Fellowship

## Further information

Contact me at [lhawkins@g.hmc.edu](mailto:lhawkins@g.hmc.edu) if you have a question or comment.



Information on the CESAM facility is available here.