



HAL
open science

Direct Photocatalytic Synthesis of Acetic Acid from Methane and CO at Ambient Temperature Using Water as Oxidant

Chunyang Dong, Maya Marinova, Karima Ben Tayeb, Olga Safonova, Yong Zhou, Di Hu, Sergei Chernyak, Massimo Corda, Jérémie Zaffran, Andrei Khodakov, et al.

► To cite this version:

Chunyang Dong, Maya Marinova, Karima Ben Tayeb, Olga Safonova, Yong Zhou, et al.. Direct Photocatalytic Synthesis of Acetic Acid from Methane and CO at Ambient Temperature Using Water as Oxidant. *Journal of the American Chemical Society*, 2023, 145 (2), pp.1185-1193. 10.1021/jacs.2c10840 . hal-04304252

HAL Id: hal-04304252

<https://hal.science/hal-04304252v1>

Submitted on 28 Nov 2023

HAL is a multi-disciplinary open access archive for the deposit and dissemination of scientific research documents, whether they are published or not. The documents may come from teaching and research institutions in France or abroad, or from public or private research centers.

L'archive ouverte pluridisciplinaire **HAL**, est destinée au dépôt et à la diffusion de documents scientifiques de niveau recherche, publiés ou non, émanant des établissements d'enseignement et de recherche français ou étrangers, des laboratoires publics ou privés.

Direct Photocatalytic Synthesis of Acetic Acid from Methane and CO at Ambient Temperature Using Water as Oxidant

Chunyang Dong, Maya Marinova, Karima Ben Tayeb, Olga V. Safonova, Yong Zhou, Di Hu, Sergei Chernyak, Massimo Corda, Jérémie Zaffran, Andrei Y. Khodakov,* and Vitaly V. Ordonsky*



Cite This: *J. Am. Chem. Soc.* 2023, 145, 1185–1193



Read Online

ACCESS |



Metrics & More

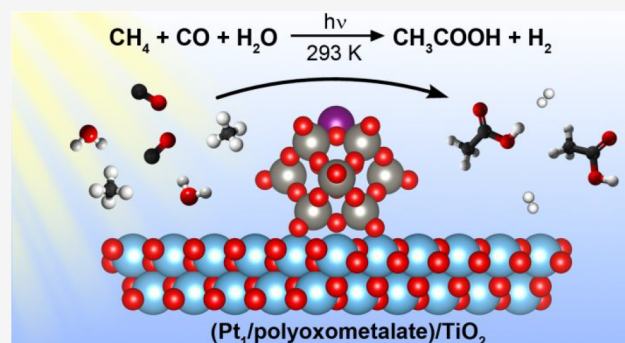


Article Recommendations



Supporting Information

ABSTRACT: Direct functionalization of methane selectively to value-added chemicals is still one of the main challenges in modern science. Acetic acid is an important industrial chemical produced nowadays by expensive and environmentally unfriendly carbonylation of methanol using homogeneous catalysts. Here, we report a new photocatalytic reaction route to synthesize acetic acid from CH₄ and CO at room temperature using water as the sole external oxygen source. The optimized photocatalyst consists of a TiO₂ support and ammonium phosphotungstic polyoxometalate (NPW) clusters anchored with isolated Pt single atoms (Pt₁). It enables a stable synthesis of 5.7 mmol·L⁻¹ acetic acid solution in 60 h with the selectivity over 90% and 66% to acetic acid on liquid-phase and carbon basis, respectively, with the production of 99 mol of acetic acid per mol of Pt. Combined isotopic and *in situ* spectroscopy investigation suggests that synthesis of acetic acid proceeds via a photocatalytic oxidative carbonylation of methane over the Pt₁ sites, with the methane activation facilitated by water-derived hydroxyl radicals.

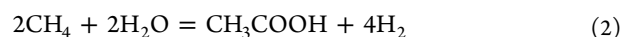


INTRODUCTION

Methane is one of the most abundant carbonaceous reserve feedstocks and also a notorious greenhouse gas. Its catalytic conversion toward value-added liquid oxygenates attracts considerable interest from the scientific community.^{1–3} The current industrial route for methane transformation to obtain acetic acid (AcOH) is an energy-intensive and indirect multistep route through methane reforming to syngas (CO and H₂), methanol synthesis, and subsequent methanol carbonylation to AcOH.^{4,5} Direct routes of methane transformation to AcOH under mild conditions also have been explored in the literature, such as the Pd(II)-catalyzed oxidative methane condensation in liquid sulfuric acid,^{6,7} Ca- and V-complex-catalyzed methane carboxylation with peroxodisulfate and trifluoroacetic acid,^{8,9} methane carbonylation with CO and O₂, catalyzed by homo- and heterogeneous Rh single sites, etc.^{10–13} However, the indispensable use of strong oxidants such as corrosive acid or molecular oxygen inevitably leads to environmental issues, safety risks, and low selectivity due to the overoxidation of AcOH to carbon oxides. Consequently, realizing mild selective oxidation of methane to concentrated AcOH, while avoiding the use of aggressive chemicals, would be highly desirable.

Environmentally friendly and abundant water is a widely used solvent and oxygen source in many fundamental catalytic reactions.^{14–16} Previously, Sushkevich et al. showed that water


could act as both a soft oxidant and an intermediate stabilizer in the anaerobic oxidation of methane and, thus, contributes to high selectivity to methanol.¹⁵ More recently, Liu et al. further elaborated on the promoting effect of water as both O₂-provider and site-blocker in the CH₄ oxidation to methanol.¹⁶ The challenge of the direct AcOH synthesis from CH₄, CO, and water, however, lies in the unfavorable thermodynamics (eqs 1 and 2 and Figure S1).



By utilizing photoexcited charge carriers as the driving force for the activation of chemical bonds, photocatalysis provides an opportunity to overpass the thermodynamic limitations of conventional thermo-activated catalysis.^{17–21} Specifically, with suitable photocatalytic systems, CH₄, CO, and water could be activated even under room temperature (e.g., nonoxidative CH₄ coupling to C₂H₆, overall water splitting, etc.),^{22–26} thus

Received: October 14, 2022

Published: January 2, 2023



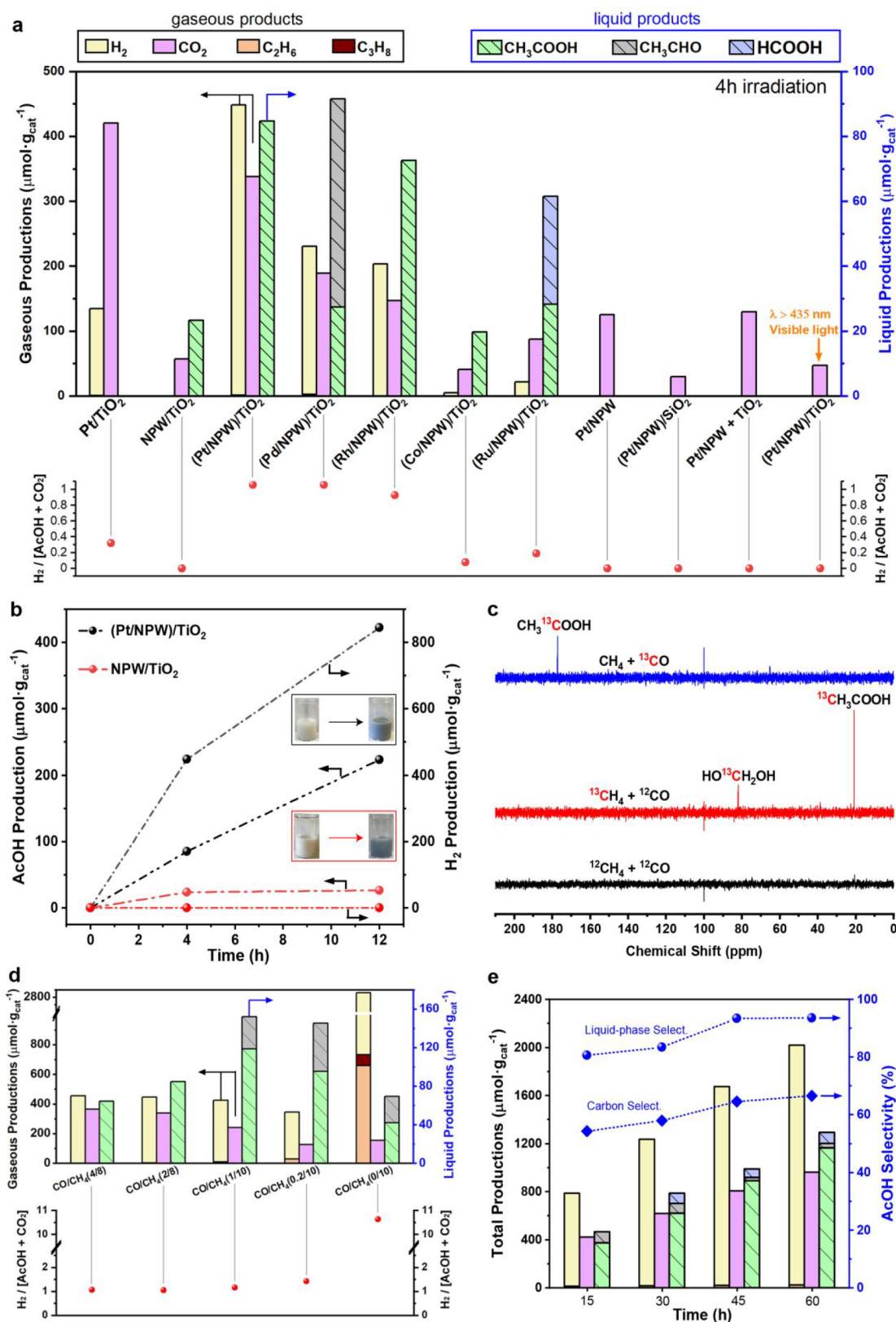


Figure 1. Photocatalytic evaluation of AcOH synthesis. (a) Activities and molar ratios between produced H_2 and $[\text{AcOH} + \text{CO}_2]$ of different catalysts after 4 h of irradiation. (b) Time course evolution of AcOH and H_2 over NPW/TiO₂ (3:5) and (Pt/NPW)/TiO₂ (3:5) in 12 h. The inset images are photos of the catalyst–water suspension before and after 12 h of irradiation. (c) ^{13}C NMR spectra of liquid products of (Pt/NPW)/TiO₂ (3:5) with $^{12}\text{CH}_4 + ^{12}\text{CO}$, $^{13}\text{CH}_4 + ^{12}\text{CO}$, and $^{12}\text{CH}_4 + ^{13}\text{CO}$. (d) Catalytic performance and molar ratios between produced H_2 and $[\text{AcOH} + \text{CO}_2]$ of (Pt/NPW)/TiO₂ (3:5) after 4 h of irradiation at different CO/CH_4 bars. (e) The total accumulated products and the liquid-phase selectivity of AcOH of (Pt/NPW)/TiO₂ (3:10) under 1 bar of CO and 10 bar of CH_4 . General reaction conditions: 50 mg of catalyst, 10 mL of H_2O , 20 °C, and a 400 W Hg–Xe lamp as the light source.

making feasible and sustainable the above H₂O-induced oxidative transformation of CH₄ into AcOH.

Herein, we report a direct photocatalytic synthesis of AcOH from methane and CO at ambient temperature over a ternary-phase composite constituted of TiO₂ and Pt₁-anchored ammonium phosphotungstic polyoxometalate (i.e., (NH₄)_xPW₁₂O₄₀, abbreviated as NPW) sub-nanoclusters, using water as the sole external oxygen source. Under an optimized condition, our catalyst enables a stable synthesis of 5.7 mmol·L⁻¹ AcOH solution with a liquid-phase selectivity of over 90% in 60 h and a turnover number (TON) of about 99.

RESULTS AND DISCUSSION

Direct Photocatalytic Synthesis of AcOH from CH₄, CO, and H₂O. The photocatalysts that we used for CH₄ transformation reactions are composites constituted by TiO₂ (commercial P25) and Pt-anchored NPW. The catalyst synthesis was realized by stepwise precipitating Pt-anchored NPW particles and mixing them with TiO₂ via grinding and heat treatment (see [Methods section](#) in the Supporting Information for more details). The catalysts with other group VIII metals (Pd, Rh, Co, Ru) and SiO₂ instead of TiO₂ have been prepared in the same way. Unless otherwise specified, metal loading in different M/NPW is kept at 1 wt % and the weight ratio between M/NPW and TiO₂ is set at 3:5.

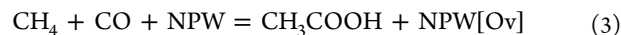
The photocatalytic CH₄ conversion was performed in a 100 mL batch photoreactor, with a 400 W Hg–Xe lamp used as a light source. Throughout the reaction, the catalyst–water suspension (10 mL) was magnetically stirred, and the reaction temperature was kept at 20 °C. The productivities of different catalysts after 4 h of light irradiation under 2 bar of CO and 8 bar of CH₄ are summarized in [Figure 1a](#). Pt/TiO₂ can only transform CO and/or CH₄ to CO₂ and H₂ without the generation of valuable liquid oxygenates. The nonstoichiometric ratio between CO₂ and H₂, which should be equal to 1 in the case of the water–gas shift (WGS) reaction, indicates that a part of the oxygen species for CO and/or methane oxidation to CO₂ comes from the catalysts (see [Figure S2](#) and related discussion in the [SI](#)).²⁷ As for Pt/NPW, (Pt/NPW)/SiO₂, and freshly mixed Pt/NPW + TiO₂ (i.e., without grinding and heat treatment), CO₂ is the only detectable product. The production of AcOH was observed only for (M/NPW)/TiO₂ (M = Pt, Pd, Rh, Co, and Ru) and NPW/TiO₂ that underwent grinding and heat treatment procedures. Remarkably, (Pt/NPW)/TiO₂ shows the highest activity among others, with an AcOH production of 84.7 μmol·g_{cat}⁻¹ after 4 h of irradiation. No oxygen was detected during the CH₄ photocatalytic conversion.

When (Pt/NPW)/TiO₂ was irradiated with visible light (λ > 435 nm), only a very tiny amount of CO₂ was produced ([Figure 1a](#)). Together with the similar catalytic behavior of Pt/NPW and (Pt/NPW)/SiO₂ under full irradiation, these results suggest that the AcOH synthesis over (Pt/NPW)/TiO₂ is essentially driven by photoinduced charge carriers from TiO₂ (see [Figure S3](#) and related discussion in the [SI](#)).

[Equations 1](#) and [2](#) suggest a production of AcOH either from water-induced oxidative CH₄ condensation or from CH₄ carbonylation by CO. The latter should be accompanied by the evolution of the equivalent amount of H₂ to the amount of produced AcOH. Together with the competitive WGS reaction, the total amount of CO₂ and AcOH in each batch should be approximately equal to the production of H₂. Interestingly, only (Pt/NPW)/TiO₂, (Pd/NPW)/TiO₂, and

(Rh/NPW)/TiO₂ manifested an equivalent production of H₂ and [CO₂ + AcOH] ([Figure 1a](#)). Somewhat lower hydrogen production for other catalysts can be attributed to the partial reduction of NPW and metal oxide species with H₂, which do not contain Pt, Pd, and Rh.

Consequently, in contrast to the stable AcOH production over (Pt/NPW)/TiO₂ ([Figure 1b](#)), for NPW/TiO₂, the production of AcOH was observed only during the initial period. After 12 h of irradiation, both catalysts changed color to dark blue (inset images in [Figure 1b](#)). The blue color should be attributed to the formation of partially reduced NPW (i.e., heteropoly blue).²⁸ This suggests that methane oxidation over both NPW/TiO₂ and (Pt/NPW)/TiO₂ might involve NPW lattice oxygen:²⁹



The depletion of these oxygen species may cause the deactivation of NPW/TiO₂. Interestingly, exposing the deactivated NPW/TiO₂ to air for 2 h under stirring can restore both its color and reactivity for the next cycle ([Figure S4](#)). The observed stability of (Pt/NPW)/TiO₂ indicates that Pt species are capable of utilizing H₂O as the external oxidant for regeneration of NPW oxygen species and simultaneously produce H₂.

Furthermore, we studied the influence of CO/CH₄ ratios on the catalytic performance of (Pt/NPW)/TiO₂. As shown in [Figure 1d](#), after 4 h of irradiation, the highest production of AcOH of 118.5 μmol·g_{cat}⁻¹ was achieved at 1 bar of CO and 10 bar of CH₄. The high productivity is accompanied by additional acetaldehyde production with a liquid-phase selectivity to AcOH of 78%. Acetaldehyde could derive from the intermediates of AcOH synthesis. Under light irradiation, the transformation of acetaldehyde and H₂O into AcOH and H₂ is quite facile over (Pt/NPW)/TiO₂ (see [Figure S5](#) and related discussion in the [SI](#)). Notably, decreasing the CO partial pressure from 4 bar to 0.2 bar drastically reduces the production of CO₂ from 363.6 to 126.7 μmol·g_{cat}⁻¹, while the total amounts of CO₂ and AcOH are approximately equal to the productions of H₂ under the mixed CO/CH₄ atmospheres ([Figure 1d](#)). Besides, under the atmosphere of 4 bar of CO (without CH₄), nearly equal amounts of CO₂ and H₂ were observed at different reaction times ([Figure S6](#)). In this case, both CO₂ and H₂ were produced by the water–gas shift reaction. No AcOH or acetaldehyde was observed. When the reaction was performed in 10 bar of CH₄ at the CO/CH₄ ratio of 0/10, the production of significant amounts of C₂H₆, C₃H₈, and H₂ suggests that the nonoxidative methane coupling to ethane became the dominant reaction path; in the meanwhile, the production of AcOH decreased by a factor of 3 ([Figure 1d](#)). The small production of AcOH from methane in the absence of externally added CO may result from the coupling of methane and CO produced during methane partial oxidation. In the following catalytic tests, the irradiation time was extended to 15 h at optimal conditions, which correspond to 1 bar of CO and 10 bar of CH₄. These conditions enable the highest AcOH productivity.

The chemical composition of the (Pt/NPW)/TiO₂ catalysts was optimized by varying the content of Pt/NPW in the catalyst and Pt content in NPW. Eventually, the catalyst with 0.2 wt % Pt loading and the weight ratio between Pt/NPW and TiO₂ at 3:10 exhibited the highest AcOH productivity (374.4 μmol·g_{cat}⁻¹) among others ([Figures S7–S9](#)). Under the 360 nm monochromatic light, a 2.55% apparent quantum yield

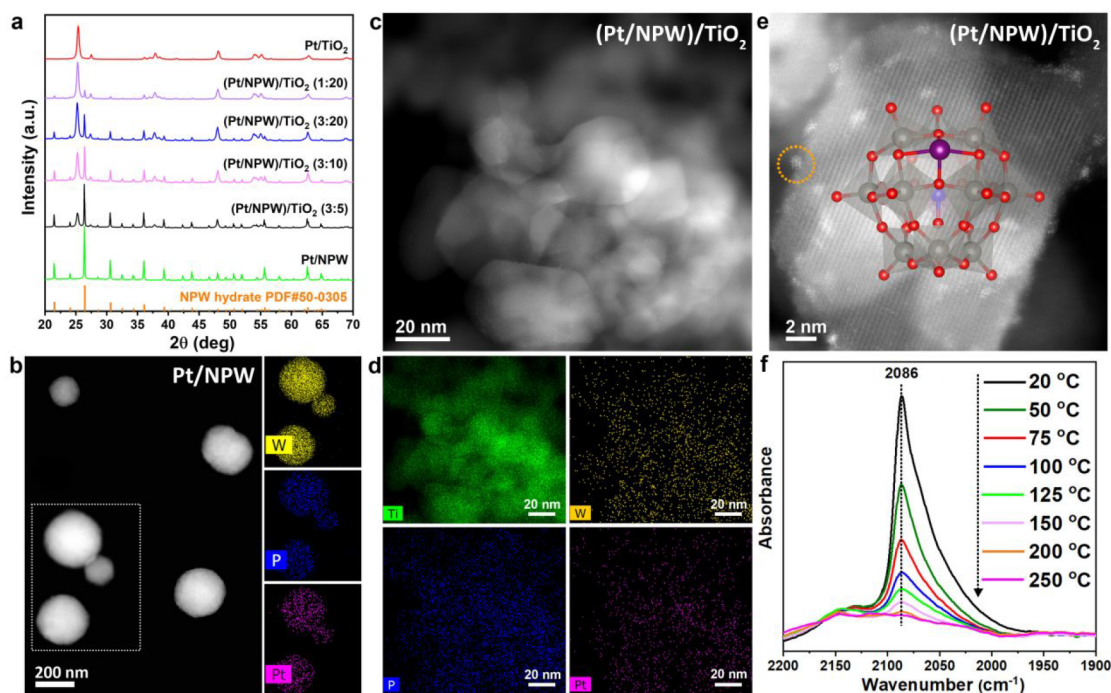


Figure 2. Structural characterizations of (Pt/NPW)/TiO₂ composites. (a) XRD patterns of different catalysts. HAADF-STEM and corresponding EDS-mapping images of Pt/NPW (b) and (Pt/NPW)/TiO₂ (3:10) (c, d). (e) Atomic-resolved HAADF-STEM image of Pt/NPW/TiO₂ (3:10). The inset image represents the monomer of Keggin-structured NPW with isolated Pt atoms anchored at the 4-fold hollow site of W–O–W, color code: red (oxygen), gray (tungsten), blue (phosphorus), purple (platinum). (f) IR spectra of temperature-programmed CO desorption over (Pt/NPW)/TiO₂ (3:10).

(AQY) was achieved (see [Methods section](#) in the Supporting Information for more details). This AQY is comparable to the most advanced photocatalytic methane transformation systems in nonoxidative coupling ([Table S1](#)).^{2,3,20,30–33} Note that this AQY in this work was achieved using water as a soft oxidizing agent and without the use of toxic or aggressive oxidants such as H₂O₂ or O₂.

Moreover, the optimized (Pt/NPW)/TiO₂ (3:10) catalyst demonstrated superior photochemical stability and selectivity ([Figure 1e](#)). In the absence of any regeneration treatment, under 1 bar of CO and 10 bar of CH₄, 1166 μmol·g_{cat}⁻¹ AcOH was produced after four reaction cycles for a total of 60 h of irradiation. The production rate of AcOH was 24.9 μmol·h⁻¹·g_{cat}⁻¹ in the first 15 h, 16.5 μmol·h⁻¹·g_{cat}⁻¹, between 15 and 30 h, 17.9 μmol·h⁻¹·g_{cat}⁻¹ in the 30–45 h time period, and 18.4 μmol·h⁻¹·g_{cat}⁻¹ between 45 and 60 h. The decrease in the AcOH amount after the first cycle can be attributed to its slow decomposition ([Figure S10](#)). The reaction proceeded with a TON of 99 assuming that the reaction involves Pt sites and yielded an aqueous AcOH solution with a concentration of 5.7 mmol·L⁻¹. Besides, over the whole cyclic test, the AcOH selectivity of the (Pt/NPW)/TiO₂ (3:10) remained around 80–90% in the liquid phase with only a small amount of acetaldehyde and formic acid as side products ([Figure S8](#)). Interestingly, CO adsorption over Pt sites during the reaction preserves the AcOH from rapid decomposition (see [Figure S10](#) and related discussion in the [SI](#)). This suggests that CO can block the sites of AcOH decomposition. Remarkably, compared to previous studies including both homogeneous and heterogeneous catalytic systems, our optimized (Pt/NPW)/TiO₂ (3:10) catalyst also demonstrates a higher liquid-phase selectivity toward AcOH in the long reaction process ([Table S2](#)).^{6,9,10,12,13,34–36} Importantly, different from previous

reports, high AcOH productivities in the present work were achieved at ambient temperature. The details of the reaction mechanism of AcOH photocatalytic synthesis from methane, CO, and water are discussed below in a dedicated section.

Besides selectivity, the conversion and product yield are highly important for industrial applications due to the high energy consumption for separation and recycling. The conversion of CH₄ in a 100 mL reactor after 60 h of irradiation is around 0.15%. By increasing the amount of catalyst to 250 mg and decreasing the gaseous volume of the reactor to 45 mL, the 0.33% CH₄ conversion was achieved after 15 h of irradiation. Note that the reaction occurs at ambient temperature using water as a soft oxidizing agent.

Catalyst Characterization. In order to provide further insights into the catalytic active sites for AcOH production, we investigated the structure of (Pt/NPW)/TiO₂. The XRD patterns of Pt/NPW, Pt/TiO₂, and (Pt/NPW)/TiO₂ with different Pt/NPW contents are shown in [Figure 2a](#). Pure Pt/NPW shows narrow diffraction peaks characteristic of the Keggin-type NPW (PDF#50-0305) crystalline phase. This indicates large crystallite sizes of Pt/NPW. The (Pt/NPW)/TiO₂ composites demonstrate the presence of both TiO₂ and Keggin-type NPW crystalline phases. With the decrease in the (Pt/NPW) content, the intensity of NPW signals decreases accordingly, until almost complete disappearance of NPW XRD peaks at the (Pt/NPW)/TiO₂ ratio of 1:20.

The space-resolved atomic-scale structures of the (Pt/NPW)/TiO₂ samples are probed by aberration-corrected scanning transmission electron microscopy (STEM). Without TiO₂, STEM images of Pt/NPW show large polyhedral particles with a diameter of several hundred nanometers ([Figure 2b](#)). The high-angle annular dark-field (HAADF) imaging cannot distinguish Pt from W due to the similar

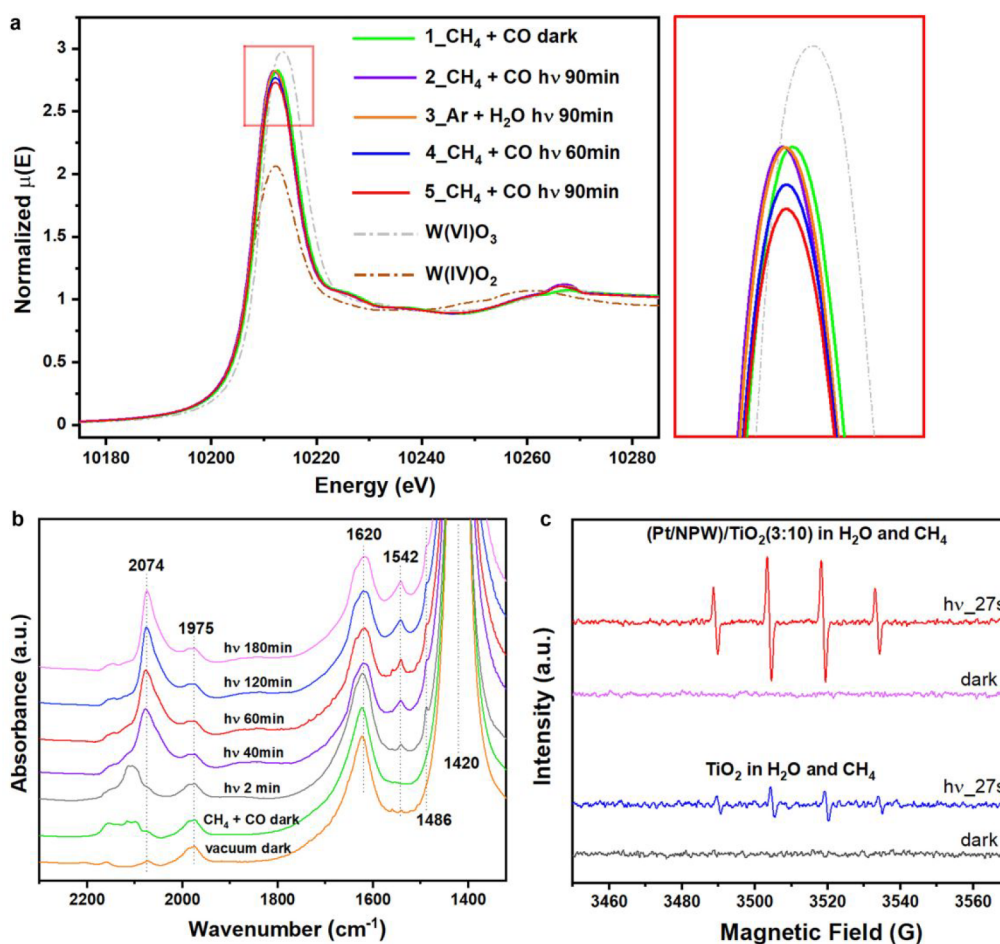


Figure 3. Mechanistic studies of AcOH synthesis. (a) *In situ* W L_3 -edge XANES spectra recorded during the interaction of (Pt/NPW)/TiO₂ (3:20) with different feed gas flow under dark and light irradiation. (b) *In situ* IR spectra recorded during the interaction between (Pt/NPW)/TiO₂ (3:5) and atmospheric CO/CH₄ mixture under dark and light irradiation conditions. (c) *In situ* EPR spectra recorded at room temperature during the interaction of different catalysts with CH₄ under dark and light irradiation conditions in the presence of DMPO.

atomic weights. The energy-dispersive X-ray spectroscopy (EDS) mapping uncovered in the samples the Pt species homogeneously dispersed over individual NPW polyhedrons (Figure 2b). Surprisingly, grinding together Pt/NPW and TiO₂ followed by calcination gives rise to the formation of a submonolayer coating of polyoxometalate clusters over TiO₂ nanocrystals. Taking the optimal (Pt/NPW)/TiO₂ (3:10) composite as an example, STEM and EDS-mapping images demonstrated highly dispersed W, P, and Pt species on TiO₂ (Figure 2c,d). The atomic-resolved HAADF imaging showed that these highly dispersed species were isolated Keggin-type NPW clusters (Figure 2e). A large-scale STEM imaging uncovered that undispersed Pt/NPW polyhedrons were localized around TiO₂ (Figure S11). The (Pt/NPW)/TiO₂ (1:20) catalyst with the lowest Pt/NPW content exhibited similar high dispersion of Pt/NPW. However, the surface coverage of TiO₂ with Pt/NPW was much lower (Figure S12). Characterization of (Pt/NPW)/TiO₂ (3:10) after 15 h of photocatalytic reaction using STEM and corresponding EDS images showed stability of the fine atomic structure (Figure S13). This observation is consistent with the excellent (Pt/NPW)/TiO₂ photocatalytic stability.

According to previous studies, transition metals could be anchored to Keggin-type polyoxometalate in an atomically dispersed state, with one metal atom placed at the 4-fold

hollow site, coordinated by four oxygen atoms of polyoxometalate.^{37–39} To evaluate the Pt dispersion, the temperature-programmed desorption (TPD) of CO with the simultaneous characterization of surface species by infrared spectroscopy (IR) was performed for (Pt/NPW)/TiO₂ (3:10). The catalyst has been pretreated *in situ* in an atmosphere of CH₄ and CO (0.1 bar of CO and 0.9 bar of CH₄) under UV light irradiation. After 60 min of irradiation, an intense absorption band centered at 2086 cm⁻¹ was observed and assigned to the CO adsorption over Pt species (Figure 2f).^{40,41} An increase in the temperature from 20 °C to 250 °C in the vacuum without irradiation resulted in the gradual desorption of CO from the catalyst. The band position of CO was kept consistently at 2086 cm⁻¹ along with the reduction of CO coverage, indicating the absence of the dipole–dipole interaction between the adsorbed CO molecules and confirming atomic dispersion of primary Pt species over the catalyst.^{42,43}

Thus, the characterization results are indicative of a high dispersion of Pt₁-anchored NPW polyhedrons over TiO₂. According to our previous study, the precipitated phosphotungstic polyoxometalates exhibit noticeable acidity.² Therefore, during the heat treatment process, it is believed that the acidity drives the Pt/NPW aggregates' disassembly over the basic TiO₂ surface. Indeed, the dispersion of Pt/NPW aggregates is significantly higher over supports containing

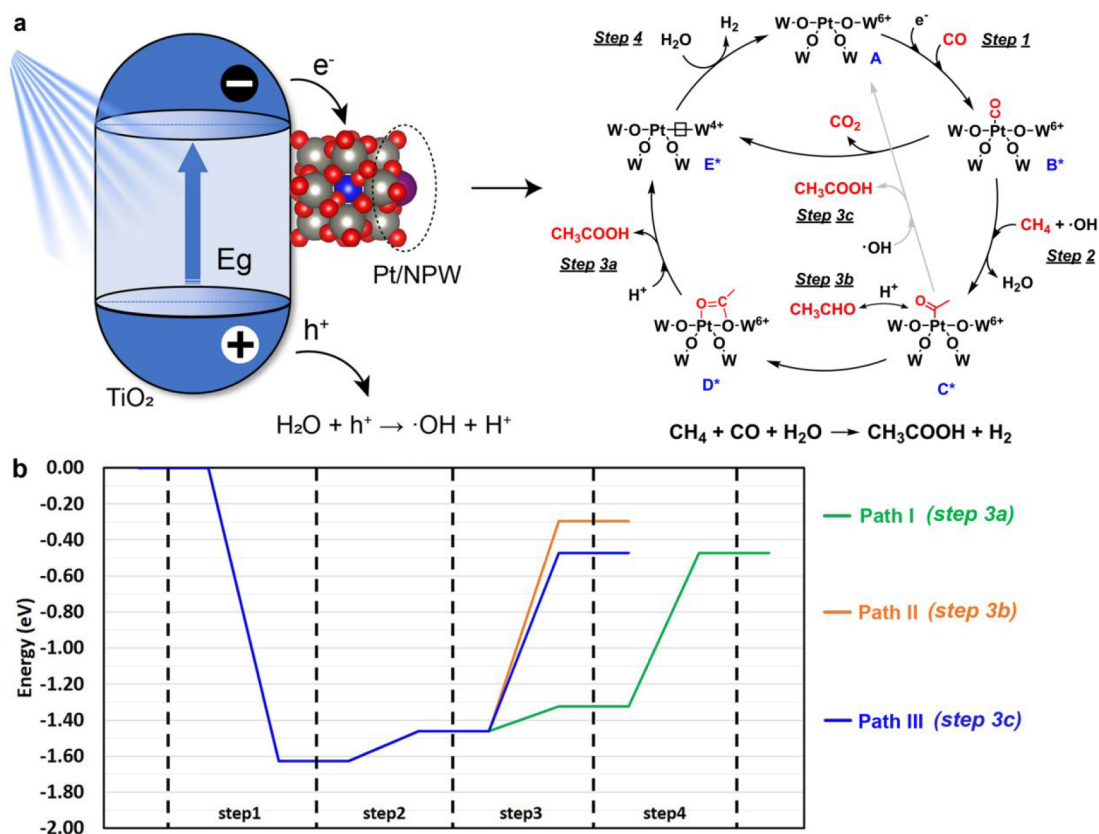


Figure 4. Reaction mechanism illustration. (a) Scheme of the generation of photoexcited charge carriers and proposed mechanism of the photocatalytic AcOH generation process over a 4-fold oxygen coordinated Pt₁ site. Note that from states B to E, the * marks the reduction state of NPW due to accepting photoexcited electrons from TiO₂. (b) The reaction energies (eV) corresponding to the elementary steps of gas-phase reaction over the Pt₁/NPW moiety for AcOH and acetaldehyde synthesis.

basic sites (e.g., TiO₂, Al₂O₃, and ZnO) than more acid supports such as SiO₂ (Figures S14–S16).^{44,45} Since these subnanometric Pt/NPW clusters played a key role in the catalytic performance of AcOH synthesis (Figure 1), the catalyst with a lesser content of Pt/NPW exhibited an even higher dispersion of Pt/NPW active phase and consequently higher Pt-normalized activity in the AcOH production (Figure S7).

Reaction Mechanism of the Catalytic Synthesis of AcOH. Generally, the light excitation of semiconductors, the spatial separation and transfer of photoexcited charge carriers, and the surface catalytic reaction constituted the three key steps within a photocatalytic reaction. In the following section, we investigated the mechanism of photocatalytic synthesis of AcOH from methane, CO, and water using a combination of *in situ* spectroscopic and isotope methods.

The *in situ* X-ray absorption spectroscopy has provided detailed information about the variation of the oxidation state of tungsten during the photocatalytic reaction in the catalyst with a lower Pt/NPW content. In Figure 3a, the X-ray absorption near-edge structure (XANES) spectra of the W L₃-edge of (Pt/NPW)/TiO₂ (3:20) were recorded during the interaction with different gases (i.e., CH₄/CO or Ar/H₂O). The intensity of the W L₃-edge white line (as a consequence of electron transition from the 2p_{3/2} state to the vacant 5d state⁴⁶) correlates to the oxidation state of tungsten.⁴⁷ Only marginal variations of the white line have been noticed upon light irradiation of the catalyst in both CH₄/CO and Ar/H₂O (spectra 2 and 3). A slight decrease in the intensity of the white line was observed after long exposure of the catalyst to

CH₄/CO (spectra 4 and 5), which could be indicative of the gradual reduction of W species. This is consistent with the earlier observed color changes of (Pt/NPW)/TiO₂, which correspond to the partial reduction of tungsten species in CH₄/CO. No AcOH and acetaldehyde productions were observed for both (Pt/NPW)/TiO₂ and (NPW)/TiO₂ without water (Figure S17).

To confirm the roles of CH₄ and CO in the AcOH synthesis, we performed isotopic labeling tests with the ¹³C-labeled reactants over (Pt/NPW)/TiO₂ (3:5). As shown in Figure 1c, when ¹³CH₄ + CO or CH₄ + ¹³CO are used as reactants, ¹³C NMR spectra manifest respectively prominent signals at δ = 20.8 and δ = 178, which are ascribed to ¹³CH₃COOH and CH₃¹³COOH. This suggests that the methyl groups are derived from CH₄, while acyl groups of AcOH are produced from CO.

Only negligible ¹³CO₂ production was observed when ¹³CH₄ + ¹²CO are used as reactants (Figure S18). This suggests that CO₂ is principally produced from CO by the photocatalytic water–gas shift reaction. The oxidation of CH₄ to CO₂ is, therefore, negligible under these conditions.

In situ FTIR measurements were performed to understand the evolution of surface intermediates under irradiation (Figure 3b). Under vacuum and in the dark, the fresh (Pt/NPW)/TiO₂ (3:5) composite manifests two intense absorption bands at 1420 and 1620 cm⁻¹, corresponding respectively to the vibration of NH₄⁺ in NPW and adsorbed H₂O species.^{37,48} Introducing 0.1 bar of CO and 0.9 bar of CH₄ to the catalyst only brings the peak of adsorbed CO on the cationic Pt species

between 2150 and 2100 cm^{-1} . Significantly, upon irradiation, except for the evolution of CO adsorption bands over reduced Pt_1 sites at 2074 cm^{-1} , newly formed bands centered at 1486 and 1542 cm^{-1} are immediately observed. They are attributed to the symmetric (ν_s) and asymmetric (ν_{as}) vibration of bidentate acetate ($^*\text{CH}_3\text{COO}$, the asterisk denotes adsorbed states).^{49–51} With the prolongation of irradiation time, the band of $\nu_{as}(^*\text{CH}_3\text{COO})$ became more and more intense, while the intensity of the peak at 1620 cm^{-1} gradually decreases. The decrease in the intensity of the band at 1620 cm^{-1} corresponds to the consumption of adsorbed H_2O by the photocatalytic reaction. This observation is consistent with the essential role of H_2O in the catalytic synthesis of AcOH from CH_4 and CO.

The solid-state electron paramagnetic resonance (EPR) spectra of TiO_2 and $(\text{Pt}/\text{NPW})/\text{TiO}_2$ (3:10) that were recorded at 120 K are shown in Figure S19. They exhibit the signals attributed to lattice-trapped electrons in both anatase ($g_1 = 1.993$) and rutile ($g_1 = 1.985$) and surface-trapped holes.⁵² The oxygen-centered radical, due to the trapping of holes on the surface of titania, is characterized by $g_x = 2.006$, $g_y = 2.016$, and $g_z = 2.030$ and can be assigned to the $(\text{Ti}^{4+}\text{O}^{\bullet-})_{\text{surf}}$ paramagnetic species. The higher intensity of these signals in $(\text{Pt}/\text{NPW})/\text{TiO}_2$ (3:10) compared to TiO_2 indicates enhanced charge carrier separation in the $(\text{Pt}/\text{NPW})/\text{TiO}_2$ composite photocatalyst. According to a recent study by Streb et al., phosphotungstic polyoxometalate can act as electron storage sites during photocatalysis, accepting photoexcited electrons and releasing them in the absence of light.⁵³ In line with their study, higher intensity of lattice-trapped electrons in the dark suggests an electron backflow from Pt/NPW to TiO_2 . Together with the prominent color variation of the catalysts under light irradiation, it is indicated that the sub-nanometric Pt/NPW clusters promote the charge separation efficiency of TiO_2 by accepting photoexcited electrons.

Subsequently, to gain more insight into the H_2O -induced oxidative methane activation process, we performed *in situ* EPR analysis under simulated reaction conditions. During the test, *S,S*-dimethyl-1-pyrroline *N*-oxide (DMPO) was used as the radical-trapping agent. Intensive signals of hydroxyl radical ($^*\text{OH}$) were immediately observed upon irradiation, while the signals of a methyl radical ($^*\text{CH}_3$) were hardly noticed in both the CH_4/CO mixture and the pure CH_4 atmosphere (Figure 3c and Figure S20). The absence of methyl radicals suggests that the methyl group could be immediately consumed over Pt_1 sites during the reaction.⁵⁴ Scavenging of reactive oxygen species (ROS) using salicylic acid and sodium oxalate indicates that $^*\text{OH}$ also played fundamental roles in promoting methane activation. In the absence of $^*\text{OH}$, the generation of AcOH and H_2 ceased completely (Figure S21). Note that we did not detect hydrogen peroxide (H_2O_2) by the iodine method during the AcOH synthesis process (Figure S22).

The proposed mechanism of AcOH synthesis from methane, CO, and water is shown in Figure 4a. In agreement with the EPR results (Figure S19), the photoexcited electrons from TiO_2 upon UV irradiation migrate to the surface of Pt/NPW clusters, while the holes remain on TiO_2 and react directly with H_2O to produce H protons (H^+) and $^*\text{OH}$. FTIR data suggest that CO adsorption takes place preferentially at Pt_1 sites (step 1). Methane is activated over Pt_1 sites by $^*\text{OH}$ produced from water under irradiation and forms an acetyl group detected by FTIR which forms through C–C coupling of methane with adsorbed CO (step 2).

Then, the acetyl group oxidizes into acetate and desorbs as AcOH (step 3a). Note that the AcOH desorption generates oxygen vacancies adjacent to Pt_1 sites and leads to the reduction of W^{6+} to W^{4+} . These oxygen vacancies are then filled by oxygen from H_2O molecules with the generation of H_2 and reoxidation of W^{4+} back to W^{6+} (step 4). Water dissociation over oxygen vacancies linked to single-atom Pt_1 species is well known in the literature and widely used in the HER reaction for hydrogen generation.⁵⁵ The catalytic reaction involves lattice oxygen species of Pt/NPW dispersed over TiO_2 (Path I). Alternatively, AcOH also can be produced either via oxidation of the acetaldehyde intermediate (step 3b in Path II) or the direct oxidation of the acetyl groups by $^*\text{OH}$ (step 3c in Path III). We performed theoretical calculations to evaluate these possibilities. First, it appears that CO adsorption (step 1) is always highly exothermic (Figure 4b). At the same time, the coupling step to the acetyl group is only slightly endothermic. As shown in Figure 4b, due to higher endothermicity, the formation of acetaldehyde through Path II is a less favorable route compared to that of AcOH. As for Paths I and III, they exhibit similar energies to complete the reaction cycle. The most energy demanding step in the proposed Mars van Krevelen mechanism is the regeneration of the oxygen vacancies by H_2O (step 4). Our *in situ* XANES experiments showing partial tungsten reduction (Figure 3a) and Bader charge analysis (Figure S23) give evidence in favor of the Mars van Krevelen type mechanism.

CONCLUSION

In summary, we demonstrated a new photocatalytic route, occurring at ambient temperature for direct conversion of CH_4 , CO, and H_2O into AcOH over a composite, which is constituted by a TiO_2 support and Pt_1 -anchored NPW sub-nanoclusters. The photocatalyst enables the selective and stable synthesis of AcOH, with a liquid-phase selectivity over 90% and yielding the acetic acid solution with a concentration of 5.7 $\text{mmol}\cdot\text{L}^{-1}$. Driven by the photogenerated charge carriers, CH_4 is activated by $^*\text{OH}$ radicals and reacts with a CO molecule adsorbed over Pt_1 surface sites, yielding an acetyl group. Further oxidation of the acetyl group leads to acetic acid.

ASSOCIATED CONTENT

Supporting Information

The Supporting Information is available free of charge at <https://pubs.acs.org/doi/10.1021/jacs.2c10840>.

Chemical information; experimental details; characterization methods; Gibbs free energy diagram; UV–vis DRS spectra; UV–vis absorption spectra; ^1H NMR spectra; performance of specific catalysts; performance comparison with the literature; STEM and EDS-mapping images; mass spectrum; EPR spectra; standard curves for products' quantifications (PDF)

AUTHOR INFORMATION

Corresponding Authors

Andrei Y. Khodakov – UCCS–Unité de Catalyse et Chimie du Solide, Université de Lille, CNRS, Centrale Lille, Université d'Artois, UMR 8181, F-59000 Lille, France;
orcid.org/0000-0003-4599-3969;
Email: Andrei.Khodakov@univ-lille.fr

Vitaly V. Ordonsky – UCCS–Unité de Catalyse et Chimie du Solide, Université de Lille, CNRS, Centrale Lille, Université d'Artois, UMR 8181, F-59000 Lille, France;
orcid.org/0000-0002-4814-5052;
Email: Vitaly.Ordonsky@univ-lille.fr

Authors

Chunyang Dong – UCCS–Unité de Catalyse et Chimie du Solide, Université de Lille, CNRS, Centrale Lille, Université d'Artois, UMR 8181, F-59000 Lille, France

Maya Marinova – UMET–Institut Michel-Eugène Chevreul, Université de Lille, CNRS, INRAE, Centrale Lille, Université d'Artois, FR 2638, F-59000 Lille, France

Karima Ben Tayeb – Université de Lille, CNRS, UMR 8516 - LASIRE - Laboratoire de Spectroscopie pour les Interactions, la Réactivité et l'Environnement, F-59000 Lille, France

Olga V. Safonova – Paul Scherrer Institute, 5232 Villigen, Switzerland; orcid.org/0000-0002-6772-1414

Yong Zhou – UCCS–Unité de Catalyse et Chimie du Solide, Université de Lille, CNRS, Centrale Lille, Université d'Artois, UMR 8181, F-59000 Lille, France

Di Hu – UCCS–Unité de Catalyse et Chimie du Solide, Université de Lille, CNRS, Centrale Lille, Université d'Artois, UMR 8181, F-59000 Lille, France

Sergei Chernyak – UCCS–Unité de Catalyse et Chimie du Solide, Université de Lille, CNRS, Centrale Lille, Université d'Artois, UMR 8181, F-59000 Lille, France

Massimo Corda – UCCS–Unité de Catalyse et Chimie du Solide, Université de Lille, CNRS, Centrale Lille, Université d'Artois, UMR 8181, F-59000 Lille, France

Jérémy Zaffran – UCCS–Unité de Catalyse et Chimie du Solide, Université de Lille, CNRS, Centrale Lille, Université d'Artois, UMR 8181, F-59000 Lille, France

Complete contact information is available at:
<https://pubs.acs.org/10.1021/jacs.2c10840>

Notes

The authors declare no competing financial interest.

ACKNOWLEDGMENTS

This research is being performed within the ANR Solar-MethaChem project (ANR-20-SODR-0002). The authors gratefully acknowledge the support of the French National Research Agency (ANR). The Swiss Light Source and SuperXAS beamline is acknowledged for the use of the synchrotron beam and *in situ* experimental setup.

REFERENCES

- (1) Tang, P.; Zhu, Q.; Wu, Z.; Ma, D. Methane activation: the past and future. *Energy Environ. Sci.* **2014**, *7* (8), 2580–2591.
- (2) Yu, X.; Zholobenko, V. L.; Moldovan, S.; Hu, D.; Wu, D.; Ordonsky, V. V.; Khodakov, A. Y. Stoichiometric methane conversion to ethane using photochemical looping at ambient temperature. *Nat. Energy* **2020**, *5* (7), 511–519.
- (3) Song, H.; Meng, X.; Wang, S.; Zhou, W.; Wang, X.; Kako, T.; Ye, J. Direct and Selective Photocatalytic Oxidation of CH₄ to Oxygenates with O₂ on Cocatalysts/ZnO at Room Temperature in Water. *J. Am. Chem. Soc.* **2019**, *141* (51), 20507–20515.
- (4) Yoneda, N.; Kusano, S.; Yasui, M.; Pujado, P.; Wilcher, S. Recent advances in processes and catalysts for the production of acetic acid. *Applied Catalysis A: General* **2001**, *221* (1), 253–265.
- (5) Yuan, Q.; Zhang, Q.; Wang, Y. Direct conversion of methane to methyl acetate with nitrous oxide and carbon monoxide over

heterogeneous catalysts containing both rhodium and iron phosphate. *J. Catal.* **2005**, *233* (1), 221–233.

- (6) Periana, R. A.; Mironov, O.; Taube, D.; Bhalla, G.; Jones, C. Catalytic, Oxidative Condensation of CH₄ to CH₃COOH in One Step via CH Activation. *Science* **2003**, *301* (5634), 814–818.

- (7) Zerella, M.; Kahros, A.; Bell, A. T. Methane oxidation to acetic acid catalyzed by Pd²⁺ cations in the presence of oxygen. *J. Catal.* **2006**, *237* (1), 111–117.

- (8) Asadullah, M.; Kitamura, T.; Fujiwara, Y. Calcium-Catalyzed Selective and Quantitative Transformation of CH₄ and CO into Acetic Acid. *Angew. Chem., Int. Ed. Engl.* **2000**, *39* (14), 2475–2478.

- (9) Reis, P. M.; Silva, J. A. L.; Palavra, A. F.; Fraústo da Silva, J. J. R.; Kitamura, T.; Fujiwara, Y.; Pombeiro, A. J. L. Single-Pot Conversion of Methane into Acetic Acid in the Absence of CO and with Vanadium Catalysts Such as Amavadine. *Angew. Chem., Int. Ed. Engl.* **2003**, *42* (7), 821–823.

- (10) Lin, M.; Sen, A. Direct catalytic conversion of methane to acetic acid in an aqueous medium. *Nature* **1994**, *368* (6472), 613–615.

- (11) Lin, M.; Hogan, T. E.; Sen, A. Catalytic Carbon-Carbon and Carbon-Hydrogen Bond Cleavage in Lower Alkanes. Low-Temperature Hydroxylations and Hydroxycarbonylations with Dioxygen as the Oxidant. *J. Am. Chem. Soc.* **1996**, *118* (19), 4574–4580.

- (12) Shan, J.; Li, M.; Allard, L. F.; Lee, S.; Flytzani-Stephanopoulos, M. Mild oxidation of methane to methanol or acetic acid on supported isolated rhodium catalysts. *Nature* **2017**, *551* (7682), 605–608.

- (13) Tang, Y.; Li, Y.; Fung, V.; Jiang, D.-e.; Huang, W.; Zhang, S.; Iwasawa, Y.; Sakata, T.; Nguyen, L.; Zhang, X.; Frenkel, A. I.; Tao, F. Single rhodium atoms anchored in micropores for efficient transformation of methane under mild conditions. *Nat. Commun.* **2018**, *9* (1), 1231.

- (14) Lin, L.; Zhou, W.; Gao, R.; Yao, S.; Zhang, X.; Xu, W.; Zheng, S.; Jiang, Z.; Yu, Q.; Li, Y.-W.; Shi, C.; Wen, X.-D.; Ma, D. Low-temperature hydrogen production from water and methanol using Pt/ α -MoC catalysts. *Nature* **2017**, *544* (7648), 80–83.

- (15) Sushkevich, V. L.; Palagin, D.; Ranocchiaro, M.; van Bokhoven, J. A. Selective anaerobic oxidation of methane enables direct synthesis of methanol. *Science* **2017**, *356* (6337), 523–527.

- (16) Liu, Z.; Huang, E.; Orozco, I.; Liao, W.; Palomino Robert, M.; Rui, N.; Duchoň, T.; Nemsák, S.; Grinter David, C.; Mahapatra, M.; Liu, P.; Rodriguez José, A.; Senanayake Sanjaya, D. Water-promoted interfacial pathways in methane oxidation to methanol on a CeO₂-Cu₂O catalyst. *Science* **2020**, *368* (6490), 513–517.

- (17) Dong, C.; Lian, C.; Hu, S.; Deng, Z.; Gong, J.; Li, M.; Liu, H.; Xing, M.; Zhang, J. Size-dependent activity and selectivity of carbon dioxide photocatalytic reduction over platinum nanoparticles. *Nat. Commun.* **2018**, *9* (1), 1252.

- (18) Yu, X.; De Waele, V.; Löfberg, A.; Ordonsky, V.; Khodakov, A. Y. Selective photocatalytic conversion of methane into carbon monoxide over zinc-heteropolyacid-titania nanocomposites. *Nat. Commun.* **2019**, *10* (1), 700.

- (19) Wu, X.; Luo, N.; Xie, S.; Zhang, H.; Zhang, Q.; Wang, F.; Wang, Y. Photocatalytic transformations of lignocellulosic biomass into chemicals. *Chem. Soc. Rev.* **2020**, *49* (17), 6198–6223.

- (20) Song, S.; Song, H.; Li, L.; Wang, S.; Chu, W.; Peng, K.; Meng, X.; Wang, Q.; Deng, B.; Liu, Q.; Wang, Z.; Weng, Y.; Hu, H.; Lin, H.; Kako, T.; Ye, J. A selective Au-ZnO/TiO₂ hybrid photocatalyst for oxidative coupling of methane to ethane with dioxygen. *Nat. Catal.* **2021**, *4* (12), 1032–1042.

- (21) Li, X.; Wang, C.; Tang, J. Methane transformation by photocatalysis. *Nat. Rev. Mater.* **2022**, *7*, 617–632.

- (22) Chen, S.; Takata, T.; Domen, K. Particulate photocatalysts for overall water splitting. *Nat. Rev. Mater.* **2017**, *2* (10), 17050.

- (23) Wu, S.; Tan, X.; Lei, J.; Chen, H.; Wang, L.; Zhang, J. Ga-Doped and Pt-Loaded Porous TiO₂-SiO₂ for Photocatalytic Non-oxidative Coupling of Methane. *J. Am. Chem. Soc.* **2019**, *141* (16), 6592–6600.

- (24) Song, H.; Meng, X.; Wang, Z.-j.; Liu, H.; Ye, J. Solar-Energy-Mediated Methane Conversion. *Joule* **2019**, *3* (7), 1606–1636.

- (25) Hu, D.; Ordonsky, V. V.; Khodakov, A. Y. Major routes in the photocatalytic methane conversion into chemicals and fuels under mild conditions. *Applied Catalysis B: Environmental* **2021**, *286*, 119913.
- (26) Chen, Z.; Wu, S.; Ma, J.; Mine, S.; Toyao, T.; Matsuoka, M.; Wang, L.; Zhang, J. Non-oxidative Coupling of Methane: N-type Doping of Niobium Single Atoms in TiO₂-SiO₂ Induces Electron Localization. *Angew. Chem., Int. Ed. Engl.* **2021**, *60* (21), 11901–11909.
- (27) Jiang, W.; Low, J.; Mao, K.; Duan, D.; Chen, S.; Liu, W.; Pao, C.-W.; Ma, J.; Sang, S.; Shu, C.; Zhan, X.; Qi, Z.; Zhang, H.; Liu, Z.; Wu, X.; Long, R.; Song, L.; Xiong, Y. Pd-Modified ZnO-Au Enabling Alkoxy Intermediates Formation and Dehydrogenation for Photocatalytic Conversion of Methane to Ethylene. *J. Am. Chem. Soc.* **2021**, *143* (1), 269–278.
- (28) Pope, M. T., Introduction to Polyoxometalate Chemistry. In *Polyoxometalate Molecular Science*; Borrás-Almenar, J. J.; Coronado, E.; Müller, A.; Pope, M., Eds.; Springer Netherlands: Dordrecht, 2003; pp 3–31.
- (29) Sun, M.; Abou-Hamad, E.; Rossini, A. J.; Zhang, J.; Lesage, A.; Zhu, H.; Pelletier, J.; Emsley, L.; Caps, V.; Basset, J.-M. Methane Reacts with Heteropolyacids Chemisorbed on Silica to Produce Acetic Acid under Soft Conditions. *J. Am. Chem. Soc.* **2013**, *135* (2), 804–810.
- (30) Luo, L.; Gong, Z.; Xu, Y.; Ma, J.; Liu, H.; Xing, J.; Tang, J. Binary Au-Cu Reaction Sites Decorated ZnO for Selective Methane Oxidation to C1 Oxygenates with Nearly 100% Selectivity at Room Temperature. *J. Am. Chem. Soc.* **2022**, *144*, 740–750.
- (31) Li, X.; Xie, J.; Rao, H.; Wang, C.; Tang, J. Platinum- and CuO_x-Decorated TiO₂ Photocatalyst for Oxidative Coupling of Methane to C₂ Hydrocarbons in a Flow Reactor. *Angew. Chem.* **2020**, *132* (44), 19870–19875.
- (32) Ishimaru, M.; Amano, F.; Akamoto, C.; Yamazoe, S. Methane coupling and hydrogen evolution induced by palladium-loaded gallium oxide photocatalysts in the presence of water vapor. *J. Catal.* **2021**, *397*, 192–200.
- (33) Zhang, W.; Fu, C.; Low, J.; Duan, D.; Ma, J.; Jiang, W.; Chen, Y.; Liu, H.; Qi, Z.; Long, R.; Yao, Y.; Li, X.; Zhang, H.; Liu, Z.; Yang, J.; Zou, Z.; Xiong, Y. High-performance photocatalytic nonoxidative conversion of methane to ethane and hydrogen by heteroatoms-engineered TiO₂. *Nat. Commun.* **2022**, *13* (1), 2806.
- (34) Huang, W.; Sun, W. Z.; Li, F. Efficient synthesis of ethanol and acetic acid from methane and carbon dioxide with a continuous, stepwise reactor. *AIChE J.* **2009**, *56* (5), 1279–1284.
- (35) Qi, G.; Davies, T. E.; Nasrallah, A.; Sainna, M. A.; Howe, A. G. R.; Lewis, R. J.; Quesne, M.; Catlow, C. R. A.; Willock, D. J.; He, Q.; Bethell, D.; Howard, M. J.; Murrer, B. A.; Harrison, B.; Kiely, C. J.; Zhao, X.; Deng, F.; Xu, J.; Hutchings, G. J. Au-ZSM-5 catalyses the selective oxidation of CH₄ to CH₃OH and CH₃COOH using O₂. *Nat. Catal.* **2022**, *5*, 45–54.
- (36) Wu, B.; Lin, T.; Lu, Z.; Yu, X.; Huang, M.; Yang, R.; Wang, C.; Tian, C.; Li, J.; Sun, Y.; Zhong, L. Fe binuclear sites convert methane to acetic acid with ultrahigh selectivity. *Chem.* **2022**, *8*, 1658–1672.
- (37) Zhang, B.; Asakura, H.; Yan, N. Atomically Dispersed Rhodium on Self-Assembled Phosphotungstic Acid: Structural Features and Catalytic CO Oxidation Properties. *Ind. Eng. Chem. Res.* **2017**, *56* (13), 3578–3587.
- (38) Zhang, B.; Sun, G.; Ding, S.; Asakura, H.; Zhang, J.; Sautet, P.; Yan, N. Atomically Dispersed Pt1-Polyoxometalate Catalysts: How Does Metal-Support Interaction Affect Stability and Hydrogenation Activity? *J. Am. Chem. Soc.* **2019**, *141* (20), 8185–8197.
- (39) Hülsey, M. J.; Zhang, B.; Ma, Z.; Asakura, H.; Do, D. A.; Chen, W.; Tanaka, T.; Zhang, P.; Wu, Z.; Yan, N. In situ spectroscopy-guided engineering of rhodium single-atom catalysts for CO oxidation. *Nat. Commun.* **2019**, *10* (1), 1330.
- (40) Qiao, B.; Wang, A.; Yang, X.; Allard, L. F.; Jiang, Z.; Cui, Y.; Liu, J.; Li, J.; Zhang, T. Single-atom catalysis of CO oxidation using Pt₁/FeO_x. *Nat. Chem.* **2011**, *3*, 634–641.
- (41) DeRita, L.; Resasco, J.; Dai, S.; Boubnov, A.; Thang, H. V.; Hoffman, A. S.; Ro, I.; Graham, G. W.; Bare, S. R.; Pacchioni, G.; Pan, X.; Christopher, P. Structural evolution of atomically dispersed Pt catalysts dictates reactivity. *Nat. Mater.* **2019**, *18*, 746–751.
- (42) DeRita, L.; Dai, S.; Lopez-Zepeda, K.; Pham, N.; Graham, G. W.; Pan, X.; Christopher, P. Catalyst Architecture for Stable Single Atom Dispersion Enables Site-Specific Spectroscopic and Reactivity Measurements of CO Adsorbed to Pt Atoms, Oxidized Pt Clusters, and Metallic Pt Clusters on TiO₂. *J. Am. Chem. Soc.* **2017**, *139* (40), 14150–14165.
- (43) Therrien, A. J.; Hensley, A. J. R.; Marcinkowski, M. D.; Zhang, R.; Lucci, F. R.; Coughlin, B.; Schilling, A. C.; McEwen, J.-S.; Sykes, E. C. H. An atomic-scale view of single-site Pt catalysis for low-temperature CO oxidation. *Nat. Catal.* **2018**, *1* (3), 192–198.
- (44) Zheng, Y.; Duan, Y.; Tang, H.; Li, C.; Li, J.; Zhu, C.; Liu, S. Experimental research on selective adsorption of gaseous mercury (II) over SiO₂, TiO₂ and γ-Al₂O₃. *Fuel* **2019**, *237*, 202–208.
- (45) Xiao, J.; Mao, D.; Guo, X.; Yu, J. Effect of TiO₂, ZrO₂, and TiO₂-ZrO₂ on the performance of CuO-ZnO catalyst for CO₂ hydrogenation to methanol. *Appl. Surf. Sci.* **2015**, *338*, 146–153.
- (46) Yamazoe, S.; Hitomi, Y.; Shishido, T.; Tanaka, T. XAFS Study of Tungsten L₁- and L₃-Edges: Structural Analysis of WO₃ Species Loaded on TiO₂ as a Catalyst for Photo-oxidation of NH₃. *J. Phys. Chem. C* **2008**, *112* (17), 6869–6879.
- (47) Jayarathne, U.; Chandrasekaran, P.; Greene, A. F.; Mague, J. T.; DeBeer, S.; Lancaster, K. M.; Sproules, S.; Donahue, J. P. X-ray Absorption Spectroscopy Systematics at the Tungsten L-Edge. *Inorg. Chem.* **2014**, *53* (16), 8230–8241.
- (48) Pazé, C.; Bordiga, S.; Zecchina, A. H₂O Interaction with Solid H₃PW₁₂O₄₀: An IR Study. *Langmuir* **2000**, *16* (21), 8139–8144.
- (49) Demri, D.; Hindermann, J.-P.; Diagne, C.; Kiennemann, A. Formation of C₂ oxygenates on rhodium-containing catalysts during CO + H₂ reactions. FTIR study of acetaldehyde adsorption. *J. Chem. Soc. Faraday Trans.* **1994**, *90* (3), 501–506.
- (50) Rachmady, W.; Vannice, M. A. Acetic Acid Reduction by H₂ over Supported Pt Catalysts: A DRIFTS and TPD/TPR Study. *J. Catal.* **2002**, *207* (2), 317–330.
- (51) Pei, Z. F.; Ponec, V. On the intermediates of the acetic acid reactions on oxides: an IR study. *Appl. Surf. Sci.* **1996**, *103* (2), 171–182.
- (52) Dimitrijevic, N. M.; Vijayan, B. K.; Poluektov, O. G.; Rajh, T.; Gray, K. A.; He, H.; Zapol, P. Role of Water and Carbonates in Photocatalytic Transformation of CO₂ to CH₄ on Titania. *J. Am. Chem. Soc.* **2011**, *133* (11), 3964–3971.
- (53) Amthor, S.; Knoll, S.; Heiland, M.; Zedler, L.; Li, C.; Naurooz, D.; Tobiaschus, W.; Mengele, A. K.; Anjass, M.; Schubert, U. S.; Dietzek-Ivanšić, B.; Rau, S.; Streb, C. A photosensitizer-polyoxometalate dyad that enables the decoupling of light and dark reactions for delayed on-demand solar hydrogen production. *Nat. Chem.* **2022**, *14*, 321–327.
- (54) Meng, X.; Cui, X.; Rajan, N. P.; Yu, L.; Deng, D.; Bao, X. Direct Methane Conversion under Mild Condition by Thermo-, Electro-, or Photocatalysis. *Chem.* **2019**, *5* (9), 2296–2325.
- (55) Ye, S.; Xiong, W.; Liao, P.; Zheng, L.; Ren, X.; He, C.; Zhang, Q.; Liu, J. Removing the barrier to water dissociation on single-atom Pt sites decorated with a CoP mesoporous nanosheet array to achieve improved hydrogen evolution. *Journal of Materials Chemistry A* **2020**, *8* (22), 11246–11254.