



HAL
open science

Sensitivity of pollutant concentrations in urban streets to asphalt and traffic-related emissions

Victor Lannuque, Barbara d'Anna, Evangelia Kostenidou, Florian Couvidat,
Alvaro Martinez-Valiente, Philipp Eichler, Armin Wisthaler, Markus Müller,
Brice Temime-Roussel, Richard Valorso, et al.

► To cite this version:

Victor Lannuque, Barbara d'Anna, Evangelia Kostenidou, Florian Couvidat, Alvaro Martinez-Valiente, et al.. Sensitivity of pollutant concentrations in urban streets to asphalt and traffic-related emissions. Atmospheric Chemistry and Physics Discussions, 2023, 332, pp.121955. 10.5194/egusphere-2023-1290 . hal-04303755

HAL Id: hal-04303755

<https://hal.science/hal-04303755>

Submitted on 23 Nov 2023

HAL is a multi-disciplinary open access archive for the deposit and dissemination of scientific research documents, whether they are published or not. The documents may come from teaching and research institutions in France or abroad, or from public or private research centers.

L'archive ouverte pluridisciplinaire **HAL**, est destinée au dépôt et à la diffusion de documents scientifiques de niveau recherche, publiés ou non, émanant des établissements d'enseignement et de recherche français ou étrangers, des laboratoires publics ou privés.



Distributed under a Creative Commons Attribution 4.0 International License



Gas-particle partitioning of toluene oxidation products: an experimental and modeling study

Victor Lannuque¹, Barbara D'Anna², Evangelia Kostenidou^{2,a}, Florian Couvidat³, Alvaro Martinez-Valiente², Philipp Eichler^{4,b}, Armin Wisthaler^{4,5}, Markus Müller⁶, Brice Temime-Roussel², Richard Valorso⁷ and Karine Sartelet¹

¹ CERE, École des Ponts ParisTech, EDF R&D, IPSL, 77455 Marne-la-Vallée, France

² Aix-Marseille University, UMR 7673 CNRS, LCE, Marseille, France

³ National Institute for Industrial Environment and Risks (INERIS), Verneuil-en-Halatte, France

10 ⁴ Institute for Ion and Applied Physics, University of Innsbruck, Innsbruck, 6020, Austria

⁵ Department of Chemistry, University of Oslo, Oslo, 0315, Norway

⁶ Ionicon Analytik GmbH, Innsbruck, 6020, Austria

⁷ Univ Paris Est Creteil and Université de Paris, CNRS, LISA, 94010 Créteil, France

^a Now at: Department of Environmental Engineering, Democritus University of Thrace, 67100 Xanthi, Greece

15 ^b Now at: German Environment Agency, Dessau, Germany

Correspondence to: Victor Lannuque (victor.lannuque@enpc.fr) and Barbara D'Anna (barbara.danna@univ-amu.fr)

Keywords: SOA, toluene, volatility, temperature dependence, modelling, gas-particle partitioning processes, oxidation mechanisms, reaction products, molecular identification

20 **Abstract.** Aromatic hydrocarbons represent a large fraction of anthropogenic volatile organic compounds and significantly contribute to tropospheric ozone and secondary organic aerosol (SOA) formation. Toluene photooxidation experiments were carried out in an oxidation flow reactor (OFR). We identified and quantified the gaseous and particulate reaction products at 280, 285 and 295 K using a proton-transfer reaction time-of-flight mass spectrometer (PTR-ToF-MS) coupled to a Chemical Analysis of aeRosol ONline (CHARON) inlet. The reaction products accounted for both ring-retaining compounds such as
25 cresols, benzaldehyde, nitrophenols, nitrotoluene, bicyclic intermediate compounds, as well as ring-scission products such as dicarbonyls, cyclic anhydrides, small aldehydes and acids. The chemical system exhibited a volatility distribution mostly in the semi-volatile (SVOCs – semi-volatile organic compounds) regime. The saturation concentration (C_i^*) values of the identified compounds were mapped onto the two-dimensional volatility basis set (2D-VBS). Temperature decrease caused a shift of C_i^* towards lower values while there was no clear relationship between C_i^* and oxidation state. The CHARON PTR-
30 ToF-MS instrument identified and quantified approximately 70–80% of the total organic mass measured by an aerosol mass spectrometer (AMS). The experiments were reproduced by simulating SOA formation with the SSH-aerosol box model. A semi-detailed mechanism for toluene gaseous oxidation was developed. It is based on the MCM and GECKO-A deterministic mechanisms modified following the literature in particular to update cresols and ring-scission chemistry. The new mechanism improved secondary species representation with an increment of the major identified species (+35% in



35 number). Light compounds formation (i.e. $m/z < 100$) is enhanced and accumulation of heavy compounds (i.e. $m/z \geq 100$) is
reduced, especially in the gas phase. Additional tests on (i) partitioning processes such as condensation into aqueous phase,
(ii) interactions of organic compounds between themselves and with inorganics and (iii) wall losses were also performed.
When all these processes were taken into account the simulated SOA mass concentration showed a much better agreement
with the experimental results. Finally, an irreversible partitioning pathway for methylglyoxal was introduced and
40 considerably improved the model results, opening a way to further developments of partitioning in models. Our results
underline that the volatility itself is not sufficient to explain the partitioning between gas and particle phase: the organic and
the aqueous phases need to be taken into account as well as interactions between compounds in the particle phase.

1 Introduction

Aromatic compounds represent an important fraction of hydrocarbons emitted in the urban atmosphere (Calvert et al., 2002).
45 Their photochemical oxidation is a source of ozone and secondary organic gas-phase compounds which can lead to the
formation of secondary organic aerosol (SOA) (Seigneur, 2019). SOA represents a significant fraction of the total fine
particles (Gelencsér et al., 2007; Jimenez et al., 2009) which are key components of the Earth's atmospheric system,
significantly impacting visibility (Han et al., 2012), human health (Lim et al., 2018, 2012; Malley et al., 2017), and the
Earth's climate (Boucher et al., 2013).

50 Toluene is the most abundant alkyl-aromatic compound especially in urban areas (Lee et al., 2002; Yan et al., 2019; Zhang et
al., 2015a). It is emitted by vehicle exhausts but also from biomass burning, fuel evaporation, solvent usage and industrial
processes (Singh et al., 1992; Skorokhod et al., 2017). It is classified as a toxic compound as it affects the central nervous
system (US Environmental Protection Agency, 2012). The gas-phase products from toluene-OH radical reaction have been
widely studied in the last 20 years, both via experimental or modeling approaches (Baltaretu et al., 2009; Bohn, 2001; Jang
55 and Kamens, 2001; Klotz et al., 1998; Sato et al., 2007; Schwantes et al., 2017; Suh et al., 2002; Wagner et al., 2003; Xu et
al., 2015; Zaytsev et al., 2019). Toluene photo-oxidation leads to the formation of gas-phase products of low volatility that
can easily condense on the pre-existing aerosol particles to form SOA (Ng et al., 2007; Seigneur, 2019; White et al., 2014).
Despite the amount of work devoted to the degradation of toluene, many uncertainties remain regarding the oxidation
mechanisms (species and reactions involved) and the physicochemical processes leading to the formation of SOA from
60 toluene (Calvert et al., 2002; Jang and Kamens, 2001; Schwantes et al., 2017; Zaytsev et al., 2019). Moreover, properties of
the formed compounds (and thus their ability to condense and form SOA) strongly depend on environmental parameters
such as temperature, NO_x , humidity, pre-existing particle surface, toluene concentration, OH radical concentration, etc.
(Kamens et al., 2011; Kim et al. 2011 ; Lannuque et al., 2018; Ng et al., 2007; Sato et al., 2007; Takekawa et al., 2003; Xu et
al., 2015). In order to well reproduce the observed SOA variations with modeling and to interpret experimental
65 measurements, detailed and representative oxidation mechanisms and partitioning processes are required.



The reference explicit chemical mechanism for toluene oxidation is the Master Chemical Mechanism (MCM) (Bloss et al., 2005; Jenkin et al., 2003). The MCM is a detailed mechanism that describes the chemical evolution of organic matter from toluene through 270 secondary species and 814 reactions. The main reaction pathways of toluene are (i) addition of an OH function on the aromatic ring and the formation of an RO₂ radical leading to the formation of bicyclic compounds with an O-
70 O bridge (65%), (ii) addition of an OH function on the ring and the formation of cresol and HO₂ (18%), (iii) addition of an OH function on the aromatic ring leading to the formation of epoxides and the ring opening (10%) and (iv) hydrogen abstraction from the methyl group (7%). Based on recent experiments in atmospheric simulation chambers, the cresol formation pathway and the successive addition of alcohol function on the aromatic ring seem to be underestimated or neglected in the MCM (Schwantes et al., 2017) and this new branching ratios should be revised (Zaytsev et al., 2019). These
75 changes necessarily affect the estimation of SOA formation from toluene oxidation. SOA formation is favored by the formation of oxygenated compounds with low volatility (Molteni et al., 2018; Ng et al., 2007; Schwantes et al., 2017; Wang et al., 2020, 2017) but also by the formation of more volatile compounds such as organic acids and dicarbonyls such as methylglyoxal and glyoxal, which oligomerize, hydrate or oxidize in aqueous phase (De Haan et al., 2018; Hu et al., 2022; Li et al., 2021b, a; Marrero-Ortiz et al., 2019). The partitioning processes toward an aqueous phase and particle-phase
80 chemistry (such as oligomerization or oxidation) remain however little represented in models.

The recent development of soft-ionization analytical tools for particles as the CHemical Analysis of aeRosol ONline (CHARON) coupled to a Proton-Transfer-Reaction Time-of-Flight Mass Spectrometer (PTR-ToF-MS) allows for direct characterization of organic aerosol on a molecular composition level (Eichler et al., 2015). At the same time the molecular gas-phase characterization is provided by a separate PTR-ToF-MS. The above instruments were deployed in an effort to
85 better understand the chemistry of toluene and the formation of SOA at different temperatures using a thermostated oxidation flow reactor (OFR). Then these experiments were numerically reproduced using detailed chemical mechanisms based on a combination of the MCM and the Generator for Explicit Chemistry and Kinetics of Organics in the Atmosphere (GECKO-A) (Aumont et al., 2005) modified according to recent studies.

The goals of this study were (1) the chemical identification of the gaseous and particulate phase products, (2) the
90 determination of the partition coefficient of the individual SOA products under different experimental conditions (3) the development of a new detailed oxidation mechanism for toluene to better reproduce the experimental speciation and (4) the exploration and impact analysis of the different processes influencing the partitioning (hydrophilic partitioning, non-ideality, wall losses and methylglyoxal irreversible partitioning) on the modeling of experimental SOA. To our knowledge this is the first time that partitioning and volatility data of individual toluene SOA components are provided at relevant ambient
95 temperatures.



2 Methods

2.1 Experimental conditions and instrumentation

2.1.1 Oxidation experiments

Toluene photo-oxidation experiments were carried out at atmospheric pressure in a horizontal cylindrical OFR made of Pyrex (12 cm internal diameter, 152 cm length) surrounded by seven fluorescent lamps (Philips CLEO) with a continuous emission spectrum in the 300–420 nm range and a total irradiance of 3×10^{16} photons $\text{cm}^{-2} \text{s}^{-1}$. Temperature was controlled using a circulating water bath with the outer jacket (Huber CC 405); the experiments were conducted at 280, 285 and 295 Kelvin. The relative humidity (RH) was adjusted by bubbling pure N_2 through ultrapure distilled and deionized water and ranged from 24 to 41%. Monodisperse ammonium sulphate (AS) particles were nebulized using a TSI atomizer (Model 105 3076), then dried using a silica diffusion drier and then passed through a Differential Mobility Analyser (DMA, TSI model 3081) to generate monodisperse aerosol ranging from 120 and 150 nm. Toluene (99.8% purity, Sigma Aldrich) was constantly introduced in the OFR via a permeation tube kept at 353 K and purged with pure nitrogen (N_2). Isopropyl nitrite (IPN) was used as a hydroxyl radical precursor and was prepared from the corresponding alcohol following the procedure reported by Johnson (1939). The IPN was constantly introduced in the OFR using a permeation tube kept at 308-313 K and 110 flushed with pure nitrogen. During IPN photolysis NO and HO_2 are produced and can further react producing OH and NO_2 radicals (Raff and Finlayson-Pitts, 2010). The average oxidant concentration during the experiment was calculated from the toluene decay ($k_{\text{OH}} \approx 6 \times 10^{-12}$ cm^3 molecules $^{-1} \text{s}^{-1}$) and ranged from 7.4 to 13×10^7 molecules cm^{-3} corresponding approximately to 10 and 20 hours of atmospheric OH -radical exposure, taking into account a diurnal average hydroxyl radical concentration of 1.5×10^6 molecules cm^{-3} (Mao et al., 2009).

115 2.1.2 Instrumentation

A high-resolution Time-of-Flight Aerosol mass spectrometer (HR-ToF-AMS, ToFwerk AG, Aerodyne Inc. USA) (DeCarlo et al., 2006), a scanning mobility particle sizer (SMPS, TSI Classifier model 3081, DMA, TSI CPC 3776) and a “Chemical Analysis of Aerosol Online” (CHARON) inlet coupled to a commercial PTR-TOF 8000 analyzer (Ionicon Analytik GmbH, Innsbruck, Austria) were used to measure aerosol mass, aerosol chemical composition and size distribution. The AMS 120 operating principles, calibration procedures and analysis protocols are described in Drewnick et al. (2005, 2009). Uncertainties from the ToF-AMS are typically of the order of $\pm 30\%$.

The PTR-TOF 8000 instrument and methods of data analysis are described in Jordan et al. (2009), Graus et al. (2010) and Müller et al. (2013). Data analysis was performed using the standard PTR data analysis toolkits (ToFwerk Inc, Switzerland) version 2.5.10 with Igor Pro 6.37 version (Wavemetrics, Inc.) and PTR-TOF Data Analyzer toolbox (version 4.46) (Müller et al., 2013). Calibration and quantification procedures are described in the supplementary information (SI) of the article. A 125 detailed description of the CHARON inlet has been provided elsewhere by Eichler et al. (2015), Müller et al. (2017) and Leglise et al. (2019) therefore only a brief description is provided here. The CHARON used in these experiments was a non-



commercial prototype almost identical to that described by Eichler et al. (2015). The air sample is drawn through an activated carbon monolith denuder which removes gaseous organics. An aerodynamic lens is used for enriching the particle concentration by a factor of ~8-25 depending on the particle size. Enrichment factor calibration has been repeated several times during the campaign using ammonium nitrate monodispersed particles (see fig. S1 in SI section). Finally, a thermodesorption unit vaporizes the particles at 413 K. The instrumental background is determined by periodically diverting the sampling flow through a High-Efficiency Particulate Air filter (HC01-5N-B miniature HEPA capsule filter) placed upstream of the CHARON inlet. Operational and software details, routines are given in the SI. An additional NO_x detector (Thermo 42C chemiluminescent analyzer) was also used at the exit of the OFR during some experiments.

2.1.3 Experimental partitioning and volatility distribution

The experimental partitioning coefficient $K_{p,i}$ (in $\mu\text{g}^{-1} \text{m}^3$) is calculated for the experimental data applying the partitioning theory (Yamasaki et al., 1982):

$$K_{p,i} = \frac{C_{p,i}}{C_{g,i} TSP}, \quad (1)$$

where, $C_{p,i}$ and $C_{g,i}$ are the particle and gas phase concentrations measured by CHARON/PTR-ToF-MS and PTR-ToF-MS of the species i (in $\mu\text{g} \text{m}^{-3}$) and TSP is the total suspended particulate matter (in $\mu\text{g} \text{m}^{-3}$). The saturation concentration C_i^* (in $\mu\text{g} \text{m}^{-3}$), commonly used to define the volatility of different chemical species (Donahue et al., 2011), is linked to the $K_{p,i}$ through the equation:

$$C_i^* = \frac{1}{K_{p,i}}, \quad (2)$$

The saturation concentration of the major particle components is calculated for experiments at 295 and 280 K. For species having concentrations close to the detection limits the C_i^* was not evaluated because of high uncertainty associated with it.

2.2 Model setup and chemical mechanisms

2.2.1 Toluene oxidation mechanisms

Three versions of a detailed chemical mechanism are used in this study to reproduce the experimental oxidation of toluene and the formation of condensable species. All three are based on a detailed mechanism coupling MCM and GECKO-A to which additions and modifications are successively made. All the chemical mechanisms of toluene oxidation as well as the chemical compounds are presented in the SI with the details of the modifications made (tab. S4 to S8 in SI).

The MCM/GECKO base mechanism

The first oxidation mechanism is generated with GECKO-A (Aumont et al., 2005). The GECKO-A tool is a computer program that automatically generates explicit chemical mechanisms following an established writing protocol. It integrates



the elementary kinetic and mechanistic data available in the literature and estimates the missing ones using structure/activity relationships (SAR). The version of GECKO-A used in this study is based on the protocol presented in Aumont et al. (2005) and includes updates described in Valorso et al. (2011), Aumont et al. (2012, 2013) and La et al. (2016). In this version, the MCM v3.3.1 is used to describe the chemistry of compounds possessing an aromatic ring (Bloss et al., 2005; Jenkin et al., 2003) and GECKO-A then generates the oxidation mechanism for non-aromatic compounds.

Because the explicit description of toluene oxidation involves thousands of species and reactions, simplifications are made during generation to limit the size of the mechanism. Gaseous compounds with a saturating vapor pressure (P^{sat}) below 10^{-13} atm are considered non-reactive. Positional isomers are lumped together if their production yield is less than 10^{-3} (Valorso et al., 2011). RO_2 from the stepwise oxidation of toluene can only react with NO , HO_2 , and CH_3O_2 . The other $\text{RO}_2 + \text{RO}_2$ reactions are not generated. The writing of the oxidation mechanism stops after the formation of the 6th generation of stable compounds. These simplifications do not impact either the major species simulated or the simulations of the observed species.

In order to limit the number of compounds and reactions and to focus on the reproduction of measured compounds and SOA concentrations, other reductions have been realized after the generation of the chemical mechanism. Only the reaction pathways leading to the formation of the main gaseous and/or condensed compounds identified experimentally (i.e. at the measured mass-charge ratio m/z) as well as to the formation of the major contributors to SOA identified by the modelling (i.e. representing more than 1% of the simulated SOA mass under the experimental conditions) are considered. One of the major gaseous compounds formed during the toluene oxidation is methylglyoxal. It is produced by more than one hundred reactions and belongs to all the six generations of the chemical mechanism. The simplifications made reduced the number of these reactions to about fifteen major reaction pathways that represent about 85% of the simulated production of methylglyoxal. The resulting chemical mechanism is hereafter noted MG (for MCM/GECKO-A) and is composed of 125 species and 366 reactions (277 reactions leading to the formation of new species and 89 losses reactions to avoid the accumulation of final products).

Modification of the cresol chemistry

The second chemical mechanism of toluene oxidation studied is based on the MG mechanism with the addition of the chemistry of cresols and in particular, the successive addition of alcohol functions $-\text{OH}$ on the aromatic ring, the fragmentation of the formed compounds into two aliphatic compounds and the associated kinetics as described in Schwantes et al. (2017). Additional modifications were made to the mechanism proposed in Schwantes et al. (2017) based on MCM and GECKO-A. For example, the first 2 products of reaction B2-017 (see tab. S5) are from MCM, while the others are from Schwantes et al. (2017) and the branching ratios are estimated using GECKO-A. The products of reactions B2-078, B2-084 and B2-090 (see tab. S5) are those proposed in Schwantes et al. (2017) and the same branching ratios are taken for each pair of formed compounds due to the lack of more accurate estimations. Hydrogen abstraction of an $-\text{OH}$ group and then organic nitrate or peroxy formation reactions (by addition of NO_2 or reaction with O_3 and then HO_2 respectively) at each oxidation



step are added to the mechanism of Schwantes et al. (2017) following kinetics estimated by the SAR implemented in GECKO-A (Jenkin et al., 2019; Platz et al. 1998; Tao et al., 1999) and branching ratios similar to MCM cresol oxidation reaction (see reactions B2-059 to B2-074 in tab. S5). Finally, loss reactions are added for all end products of new reaction pathway. This chemical mechanism is hereafter denoted MG-Cr and has 168 species and 422 reactions (including 110 loss reactions).

Modification of the aliphatic chemistry and other modifications

The third chemical mechanism studied is similar to MG-Cr, with the addition of a new ring-opening reaction pathway for toluene and new pathways for the formation of furan-like compounds based on the work of Jang and Kamens (2001). The new aromatic ring-opening pathway is added to the first oxidation step (reactions B5-001 to B5-024 in tab. S5). It is different from the one leading to the formation of MG mechanism epoxides. In the study in Jang and Kamens (2001), no kinetics and branching ratios are proposed. These are therefore estimated using the SAR implemented in GECKO-A (Jenkin et al., 2018, 2019; Vereecken and Peeters, 2009). Reaction pathways for the formation of 5-atom ring compounds (4 carbon and one oxygen) are added for the major compounds of the study of Jang and Kamens (2001) with kinetics estimated by GECKO-A. Some branching ratios are adjusted in order to reproduce the measurements as well as possible (for the B3-010 reaction in particular).

In parallel to the addition of this reaction pathway, other modifications are made. A simplified formation of nitro toluene, an abundant first-generation compound in the gas phase, is added following the parameterization proposed by Atkinson et al. (1989).

A formation pathway of highly oxygenated matter (HOM) is added following Wang et al. (2017) (reactions B3-004 to B3-009 in tab. S5). The kinetics of the first reaction of the pathway (B3-004) is estimated by taking into account the fraction of biperoxy radicals leading to HOM formation (Wu et al., 2014). In absence of experimental or theoretical values, the kinetics of the second successive autoxidation reaction (B3-005) is set to 0.5 s^{-1} (similar to the value proposed in Ehn et al. (2014) for autoxidation during α -pinene oxidation).

These additions also lead to the modification of the branching ratios of the first oxidation step of toluene (B0-001). The branching ratios are modified to incorporate the new reaction pathways and to be closer to those proposed in Zaytsev et al. (2019) and to better reproduce the experimental observations.

The latter chemical mechanism is denoted MG-Cr-AI hereafter and has 210 species and 493 reactions (including 136 loss).

2.2.2 Partitioning Modeling with SSH-aerosol

The chemical mechanisms are implemented in the SSH-aerosol box model (Sartelet et al., 2020). SSH-aerosol is a modular model that represents the formation and evolution of the mass, number and mixing state of primary and secondary particles with different levels of complexity. It results from the coupling of three models: the Size-Composition Resolved Aerosol Model (SCRAM) (Zhu et al., 2015) for aerosol dynamics, the Secondary Organic Aerosol Processor (SOAP) (Couvidat and



Sartelet, 2015) for organic gas/particle partitioning and the Hydrophobic/Hydrophilic Organics mechanism (H^2O) (Couvidat et al., 2012) for the gas-phase chemical mechanism that represent the formation of condensable species. SSH-aerosol models the physicochemical processes driving the evolution of atmospheric particles such as: (i) nucleation and coagulation; and (ii) partitioning of inorganic and organic compounds dynamically or assuming thermodynamic equilibrium. For organics, compounds can partition towards the organic or aqueous phases. The influence of hygroscopicity, viscosity and non-ideality of condensed phases can be taken into account.

SSH-aerosol is here used to represent the partitioning of organic compounds formed following the different chemical mechanisms presented in section 2.2.1. The partitioning is modelled for all stable organic compounds (i) considering an accommodation coefficient equals to 0.7 (close to the value in Liu et al. (2019)); (ii) by estimating the P^{sat} with the structure/property relationship of Nannoolal et al. (2008) and (iii) by estimating the effective Henry's law constants (H^{eff}) following the UNiversal Functional group Activity Coefficient (UNIFAC) (Fredenslund et al., 1975) method from their P^{sat} .

Non-ideality of condensed phases can be taken into account considering short-range interactions between uncharged molecules (computed using UNIFAC) or short, medium and long-range interactions that also take into account interactions of SOA with inorganic ions in the aqueous phase (computed using the Aerosol Inorganic-Organic Mixtures Functional groups Activity Coefficients model, AIOMFAC (Zuend et al., 2008)). Each organic molecule is automatically associated to a list of UNIFAC functional groups. Due to the high functionalization of several compounds, an exact decomposition in UNIFAC functional groups is not always possible. In those cases, some approximations are made in order to use the decomposition of a similar molecule such as relocating a functional group on a free carbon or adding a carbon to the molecule to take into account every oxygenated group.

Wall losses

A wall loss parameterization of gaseous organic compounds was implemented in SSH-aerosol for the modeling partitioning study of this work. In the absence of wall loss studies in Pyrex OFR, this parameterization follows the approach developed for Teflon chamber studies (Huang et al., 2018; Krechmer et al., 2016; Zhang et al., 2015b). The parameterization represents an irreversible first-order process whose kinetics depend on the saturation concentration of each species. Two parameters are tuned to correctly reproduce the final SOA concentration of the studied case and allows the analysis of wall losses on the speciation and distribution of secondary organic compounds. The parameterization details are presented in the SI.

Irreversible partitioning of methylglyoxal

A simplified parametrization of the irreversible gas-particle partitioning (due to oxidation in condensed phase) is tested only for methylglyoxal (as glyoxal was not measured in this study). This parameterization represents irreversible partitioning as depending on RH. This empiric parameterization is based on effective uptake rates ($k_{eff,uptake}$) calculated with atmospheric observation values in Hu et al. (2022) for high RH cases ($RH > 40\%$) and with experimental values in De Haan et al. (2018)



for low RH cases ($RH < 5\%$). A third-degree polynomial is fitted on experimental $k_{eff,uptake}$ to establish the RH dependency used in this study. Polynomial, experimental $k_{eff,uptake}$ and details of the parameterization are presented in the SI.

2.2.3 Simulation setup

260 To model the experimental oxidation conditions, chemical equilibria and radical concentrations, a modified version of the
Regional Atmospheric Chemistry Mechanism version 2 (RACM2) (Goliff et al., 2013) is used. The modifications to
RACM2 are described in detail in Lannuque et al. (2021). This new version aims at better representing the evolution of HO_x
radical concentrations during the oxidation of mono-aromatic species such as toluene and xylenes. The experimental
formation of NO_x and OH radical is represented by 5 reactions from the IPN photochemistry, which are added to the
265 mechanism as described in Lannuque et al. (2021). The kinetics of these reactions are based on the work of Fittschen et al.
(1999) and Raff and Finlayson-Pitts (2010). The photolysis rate of IPN is calculated considering a quantum yield of 1, based
on the absorption spectrum of Raff and Finlayson-Pitts (2010). The heterogeneous reaction of NO₂ on the OFR walls is also
modelled to regulate the simulated NO_x concentrations (Lannuque et al., 2021). The kinetics of this reaction takes into
account the gas diffusion and the uptake. It is estimated according to the method proposed in Fiorentino et al. (2021)
270 considering an uptake coefficient of 10^{-5} as recommended in Jacob (2000).

The toluene oxidation mechanisms presented in section 2.2.1 are added in SSH-aerosol to represent the formation of
condensable species for SOA formation. The consumption/production of oxidants are neglected in these added mechanism as
it is computed controlled by RACM2. All the photolysis rates (from RACM2, IPN chemistry and toluene oxidation
mechanisms) are recalculated considering the irradiation spectrum of the lamps of the experiments.

275 The simulations were conducted using the SSH-aerosol box model. The temperature and RH were forced by the
experimental conditions. The simulation duration time was set to 13 minutes to match the residence time in the OFR. The
simulated initial toluene and pre-existing aerosol concentrations corresponded to the experimental measured values at the
inlet of the OFR. Since IPN concentration was not monitored, the initial simulated IPN concentration was set to reproduce
experimental toluene decay.

280 Only one size bin was considered (no size distribution), and the nucleation and coagulation processes were ignored. The
phase partitioning is represented dynamically considering the transfer to non-ideal organic and aqueous phases with only
short-range interactions (computed with UNIFAC). As presented in section 4.2, several tests on partitioning processes were
performed considering the transfer (i) to an ideal organic phase only (without interactions between compounds within the
phase), (ii) to ideal organic and aqueous phases and (iii) to non-ideal organic and aqueous phases with short, medium and
285 long-range interactions or short-range interactions only. Tests taking into account wall losses of the gaseous organic
compounds and irreversible partitioning of methylglyoxal are also performed.

24 toluene oxidation experiments were carried out to test the impact of temperature, RH, toluene and IPN concentration as
pre-existing aerosol. These differences showed little impact on the overall speciation. Therefore, as for experiments, the
simulation results presented in this study focus on two experiments at 280 and 295 K with 24% of RH, 112 ppbv of toluene



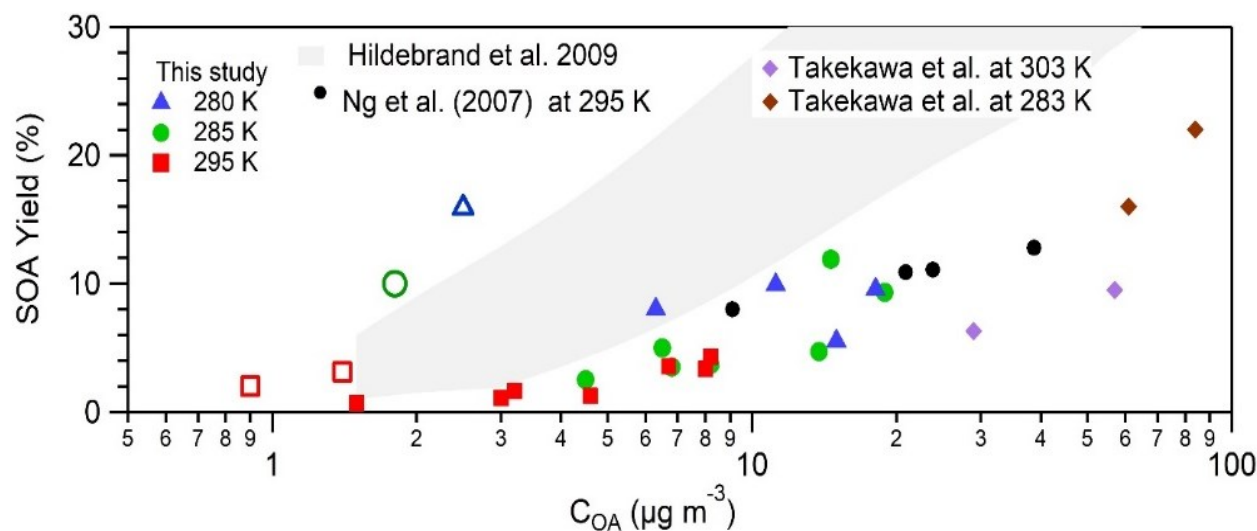
290 and 120 ppbv of IPN. The pre-existing aerosol concentration is $9 \mu\text{g m}^{-3}$ of AS, and a small concentration of organic matter
($0.01 \mu\text{g/m}^3$) is also added to the initial concentrations to allow for the formation of organic aerosols in the model.

Nitro-aliphatic and peroxy acyl nitrate (PAN) compounds are not correctly quantified by the PTR-ToF-MS due to
fragmentation. A correction is therefore applied to simulated aliphatic nitrates and PAN concentrations to reflect this
instrumental feature. Concretely, during post-processing of model results on speciation, we consider that these simulated
295 compounds automatically fragment and lose their $-\text{ONO}_2$ or $-\text{OONO}_2$ groups (replaced by a hydrogen).

3 Experimental results and discussion

3.1 Temperature dependence of SOA formation and yield

SOA yield from toluene was investigated for 24 experiments using different initial conditions as temperature, toluene
concentration, OH-radical concentration and ammonium sulphate seeds (tab. S1 in the SI). Around 30 to 45% of the toluene
300 concentration was consumed during the experiments. Figure 1 compares the calculated SOA yield as a function of the produced
SOA mass with previous published works. All experiments were carried out under high NO_x conditions. The red squares refer
to experiments carried out at 295 K, the green circles at 285 K and the blue triangles at 280 K, respectively. The empty markers
correspond to low initial toluene concentration experiments (below 23 ppbv) and the filled markers correspond to higher initial
toluene concentration (above 100 ppbv). Both the calculated SOA yield and measured aerosol concentrations are strongly
305 dependent on the experimental conditions and are consistent with previous studies carried out in smog chambers using higher
toluene (200-1000 ppbv) and seeds concentrations (Hildebrandt et al. 2009; Ng et al., 2007; Takekawa et al., 2003). For toluene
concentrations between 112-162 ppbv SOA yields are located at the lower edge of the Hildebrandt et al. (2009) gray area,
determined using basis-set parametrisations, and are closer to Ng et al. (2007) yields. One reason might be the yield correction
for both organic vapours and particles wall losses performed by Hildebrandt et al. (2009) while Ng et al. (2007) applied wall
310 losses corrections for particles only. Since the residence time into the OFR was below 15 minutes and seed particles (between
115-165 nm) did not show any significant depletion (below 5%) we did not correct for particle losses, while between 5 to 8 % of
toluene wall losses were measured depending on the flow tube temperature.



315 **Figure 1: SOA yield vs organic aerosol formed. Red squares refer to 295 K, green circles stand for 285 K and blue triangles represent data points at 280 K. Empty markers present experiments with low toluene concentration (8 and 23 ppbv), filled markers indicate high toluene concentration experiments (above 110 ppbv). Data points from this work are compared with toluene experiments from Ng et al. (2007), Hildebrandt et al. (2009) and Takekawa et al. (2003).**

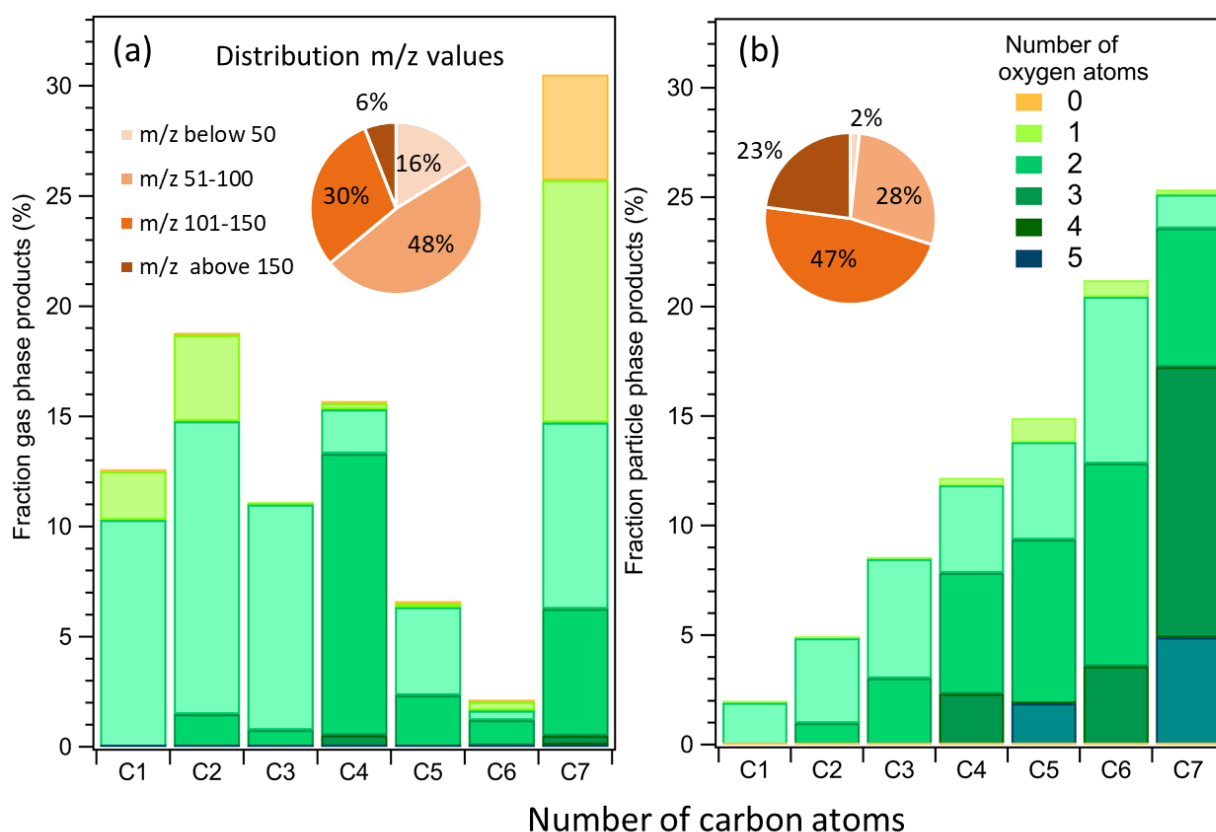
For the same initial reactant concentration, the SOA yield is linearly dependent on the temperature (in the range of 320 temperatures investigated); for toluene concentration above 110 ppbv (filled symbols) a slope of 0.4 can be traced and for toluene concentration below 23 ppbv (empty symbols) a much steeper slope of about 11 can be drawn. The temperature dependence observed in this work is consistent with previous studies (Takekawa et al., 2003) that reported twice higher toluene SOA yield for a temperature decrease from 303 to 283 K. Also, Hildebrandt et al. (2009) reported a significant increase of toluene SOA yield when the temperature decreased from 305 to 284 K (Figure 1). Other experiments clearly 325 show the influence of seeds (ammonium sulphate) concentration on SOA yield, presented in fig. S2. An increase in seed concentration from 5 to 10 $\mu\text{g m}^{-3}$ lead to increment of the SOA yield from 0.8 to almost 2.3 % at 295 K and from 4 to 10% at 280 K. These findings are in agreement with previous studies (Ng et al., 2007). The observed behaviour can be rationalized by an increased seed surface that favours condensation of toluene semi-volatile oxidation products at lower temperatures, with enhancement of aerosol concentration and SOA yield.

330 **3.2. Experimental products chemical composition**

In total 97 significant signals were detected in the gas phase (from m/z 31 to 171), 103 signals were detected in the particle phase (from m/z 47 to 189) and only 65 of them were in common among the two phases. Overall chemical characteristics of toluene reaction products in the gas (PTR-ToF-MS) and particle (CHARON PTR-ToF-MS) phases are presented in fig. 2.a and 2.b respectively for an experiment at 280 K. A similar plot for the experiment at 295 K is presented in fig. S4 in the



335 supplementary section, the overall product distribution is comparable at the two temperatures. The mass fractions (in $\mu\text{g m}^{-3}$)
of the reaction products were further classified depending on their number of oxygen atoms and the molecular weight
distribution were divided in four groups: m/z 30-50, m/z 51-100, m/z 101-150, and m/z above 150. The detected gas phase
products account for 31-60% of the toluene carbon balance depending on the oxidation conditions, and considering that CO,
CO₂ and glyoxal were not measured in these experiments, as IPN degradation produces high amount of acetone that
340 interferes with the glyoxal signal. The SOA formed accounted for 1% and 3 % at 295K and 280K of the toluene carbon
balance, respectively.



345 **Figure 2: Mass products fraction (y-axis) distribution based on the number of carbon atoms (x-axis) for an experiment with 112 ppbv toluene at 280 K. Detected ions in the (a) gas phase and (b) particle phase. Pie charts correspond to the molecular weight contribution to the overall mass.**

The identified gas phase products shown in fig. 2.a are characterized by a high fraction of C7 compounds (31%) by C2 (19%), C4 (16%), C1(12%), C3 (11%), C5 (6%) and C6 (2%). The product distribution in the particle phase (fig. 2.b) exhibits a different trend with increasing mass fraction from C1 (2%), C2 (5%), C3 (9%), C4 (12%), C5 (15%), C6 (21%) and finally C7 (26%). The condensed phase is generally more oxygenated, more than half of the molecules contains from 3



350 to 5 oxygen atoms and shows higher molecular weight (pie chart in fig. 2.b) with respect to the gas phase products distribution.

Tab. 1 lists the measured m/z signals, the assigned ion formula and a tentative assignment to the reaction products. The tentative chemical assignment is based on the results of a consistent number of dedicated studies (Bloss et al., 2005; Borrás and Tortajada-Genaro, 2012; Forstner et al., 1997; Hamilton et al., 2005; Jang and Kamens, 2001; Kleindienst et al., 2004; Schwantes et al., 2017; White et al., 2014; Wu et al., 2014; Zaytsev et al., 2019), on the CHARON assignment procedure recommended by Gkatzelis et al. (2018a) where average saturation mass concentration $\log(C_i^*)$ are used to discriminate between parent and fragment ions (see fig. S3 in the SI). Furthermore, some reference compounds were acquired in the laboratory and are listed in tab. S2 in the SI.

In tab. 1 the compounds are classified with respect the decreasing number of carbon atoms for two set of experiments with an initial toluene concentration of 112 ppbv at 280 K and 295 K. For each temperature three columns are presented: the first indicates the gas phase carbon balance (% of ppbC with respect to the toluene consumed), the second one presents the fraction of gas phase reaction products (% of $\mu\text{g m}^{-3}$) and the third present the fraction of the SOA products (% of $\mu\text{g m}^{-3}$).

The C7 compounds account for approximately 31% of the total gas phase products. The most abundant C7 ions are associated to ring retaining compounds and could be tentatively assigned to benzaldehyde (m/z 107.049), cresols and isomers (m/z 109.065, 91.057), benzoic acid and isomers (m/z 123.046) but also nitro-compounds as nitrocresol (m/z 154.051 and 136.039) and nitrotoluene (m/z 138.057). These results are in very good agreement with previous works listed above. The C7 particle phase compounds are the most abundant accounting for 25 % of the SOA mass fraction. The major identified ions contain several oxygen atoms associated to the following ion formulas ($\text{C}_7\text{H}_6\text{O}_4$)H⁺ at m/z 155.034, ($\text{C}_7\text{H}_8\text{O}_4$)H⁺ at m/z 157.050, ($\text{C}_7\text{H}_6\text{O}_3$)H⁺ at m/z 139.044, ($\text{C}_7\text{H}_8\text{O}_3$)H⁺ at m/z 141.054, ($\text{C}_7\text{H}_6\text{O}_5$)H⁺ at m/z 171.029 and ($\text{C}_7\text{H}_8\text{O}_5$)H⁺ at m/z 173.044.

The C6 carbon compounds account for 2% only of the gas phase products but reach 21% of organic fraction in the condensed phase. Major C6 ions are found at m/z 127.041 ($\text{C}_6\text{H}_6\text{O}_3$)H⁺, m/z 143.034 ($\text{C}_6\text{H}_6\text{O}_4$)H⁺ and at m/z 125.029 ($\text{C}_6\text{H}_4\text{O}_3$)H⁺ tentatively assigned to hydroxyquinol, hydroxymethylfurfural and functionalised acids. Other less abundant C6 ions are found at m/z 111.04 ($\text{C}_6\text{H}_6\text{O}_2$)H⁺, m/z 113.06 ($\text{C}_6\text{H}_8\text{O}_2$)H⁺, m/z 97.064 ($\text{C}_6\text{H}_6\text{O}$)H⁺ and m/z 129.057 ($\text{C}_6\text{H}_8\text{O}_3$)H⁺ (tab. 1). Among the C7 and C6 compounds several nitro-aromatic compounds have been identified (nitrotoluene, nitrocresol, methylnitrocatechol and nitrophenol), these nitro-aromatic compounds account for 13% and 4% of the gas and particle phase products, respectively, in agreement with previous studies (Sato et al., 2007; Tuazon et al., 1984; Zaytsev et al., 2019).

The C1 to C5 compounds correspond to products formed upon cleavage of the aromatic ring. Most of the C3-C5 products are associated to non-aromatic ring retaining compounds as functionalised furans and anhydrides or ring opening products (oxocarboxylic acids, dicarbonyl or oxo-carbonyl compounds) (Hamilton et al., 2005; Jang and Kamens, 2001; Zaytsev et al., 2019). The C5 compounds represent 7% and 15% of the gas and particle phase reaction products, respectively. The most important ions in the particle phase are at m/z 115.042 ($\text{C}_5\text{H}_6\text{O}_3$)H⁺, at m/z 97.032 ($\text{C}_5\text{H}_4\text{O}_2$)H⁺, at m/z 99.046 ($\text{C}_5\text{H}_6\text{O}_2$)H⁺ and at m/z 113.025 ($\text{C}_5\text{H}_4\text{O}_3$)H. See tab. 1 for tentative assignment.



385 **Table 1: List of ion sum formulas of the major toluene degradation products monitored during the experiments. Reaction products are given as % of the total carbon of toluene consumed (carbon yield), as fraction of the gas phase products (in % of $\mu\text{g}/\text{m}^3$) and as fraction of the SOA products (% of $\mu\text{g}/\text{m}^3$).**

Car bon num ber	Measured m/z and ion sum formula	Tentative assignment	T=280 K			T= 295 K		
			Gas Phase Carbon Yield (%)	Gas Phase Products (%)	SOA Products (%)	Gas Phase Carbon Yield (%)	Gas Phase Products (%)	SOA Products (%)
7	107.049 ($\text{C}_7\text{H}_6\text{O}$) H^+	Benzaldehyde	3.98±0.41	5.65±1.50	0.23±0.08	3.69±0.11	4.46±1.07	0.14±0.02
7	109.065 ($\text{C}_7\text{H}_8\text{O}$) H^+	Cresols/ benzyl alcohol	4.21±0.45	5.55±0.96	n.d.	2.68±0.40	4.80±0.39	n.d.
7	154.051 ($\text{C}_7\text{H}_7\text{NO}_3$) H^+	Nitrocresol	2.45±1.07	4.94±0.90	1.00±0.18	3.47±1.14	4.07±1.20	0.66±0.28
7	141.054 ($\text{C}_7\text{H}_8\text{O}_3$) H^+	Oxo-heptedienoic acid/ epoxy-methyl-hexenedial interference with Hydroxybenzaldehyde/Benzoic acid/Methylbenzoquinone at m/z 123.046	0.08±0.03	0.15±0.06	1.56±0.95	0.10±0.03	0.15±0.06	1.54±0.65
7	123.046 ($\text{C}_7\text{H}_6\text{O}_2$) H^+ 105.038 ($\text{C}_7\text{H}_4\text{O}$) H^+	Hydroxybenzaldehyde/ Benzoic acid	1.55±0.85	3.58±0.93	1.46±0.81	2.44±0.38	4.30±1.10	0.84±0.34
7	138.062 ($\text{C}_7\text{H}_7\text{NO}_2$) H^+	Nitrotoluene	1.48±0.6	2.89±0.67	n.d.	2.76±0.70	4.40±0.82	n.d.
7	157.050 ($\text{C}_7\text{H}_8\text{O}_4$) H^+	Tetrahydroxybenzene/ Hydroxy-dioxo-heptenal interference at m/z 139.04	0.08±0.03	0.16±0.04	5.32±1.10	0.17±0.08	0.29±0.18	3.31±0.96
7	139.040 ($\text{C}_7\text{H}_6\text{O}_3$) H^+	Methyl cyclohexene tricarbonyls/ Hydroxy methyl benzoquinone	0.29±0.15	0.52±0.10	3.78±0.54	0.46±0.08	0.62±0.06	2.92±0.12
7	173.045 ($\text{C}_7\text{H}_8\text{O}_5$) H^+ 155.040($\text{C}_7\text{H}_6\text{O}_2$) H^+	Hydroxy-dioxo-heptenoic acid (and isomers) interference with dihydroxy methyl benzoquinone at m/z 155.04	n.d. 0.11±0.03	n.d. 0.23±0.04	3.32±0.28 5.36±0.31	n.d. 0.18±0.04	n.d. 0.30±0.04	2.28±0.98 5.70±0.91
7	170.048 ($\text{C}_7\text{H}_7\text{NO}_4$) H^+	Methylnitrocatechol	n.d.	n.d.	1.67±0.70	n.d.	n.d.	0.70±0.30
7	171.029 ($\text{C}_7\text{H}_6\text{O}_5$) H^+	Trihydroxymethyl benzoquinone	0.02±0.01	0.04±0.02	1.57±0.60	0.06±0.02	0.11±0.04	2.43±0.95
6	127.041 ($\text{C}_6\text{H}_6\text{O}_3$) H^+ 109.033 ($\text{C}_6\text{H}_4\text{O}_2$) H^+	Hydroxyquinol/Hydroxymethylfurfural possible interference with Benzoquinone/Hydroquinone at m/z 109.033	0.08±0.04 0.20 ±0.08	0.16±0.04 0.33±0.14	6.50±0.92 0.25±0.07	0.16±0.09 0.27 ±0.09	0.26±0.13 0.38±0.11	6.23±0.55 0.33±0.10
6	143.034 ($\text{C}_6\text{H}_6\text{O}_4$) H^+ 125.029 ($\text{C}_6\text{H}_4\text{O}_3$) H^+	Dioxo-hexenoic acid/ Methyl-dioxo-pentenoic acid possible interference with Hydroxybenzoquinone	0.03±0.01 0.03±0.02	0.07±0.02 0.06±0.04	2.50±0.60 1.89±0.50	0.09±0.04 0.04±0.02	0.12±0.06 0.10±0.05	3.23±0.65 3.33±0.75
6	129.057 ($\text{C}_6\text{H}_8\text{O}_3$) H^+	Methyl-oxo-pentenoic acid /Hydroxy-oxo-hexenal	0.03±0.02	0.06±0.04	1.77±0.70	0.06±0.03	0.10±0.08	1.27±0.50
6	111.045 ($\text{C}_6\text{H}_6\text{O}_2$) H^+	Methylfuranone/Methylfuraldehyde	0.17±0.05	0.30±0.11	2.91±0.41	0.31±0.09	0.43±0.13	2.24±0.66
6	156.029($\text{C}_6\text{H}_5\text{NO}_4$) H^+	Nitrocatechol	n.d.	n.d.	0.83±0.22	n.d.	n.d.	0.63±0.12
6	140.038 ($\text{C}_6\text{H}_5\text{NO}_3$) H^+	Nitrophenol	0.50 ±0.18	1.08±0.06	0.76 ±0.11	0.40±0.05	0.91 ±0.04	0.80 ±0.36
6	113.057($\text{C}_6\text{H}_8\text{O}_2$) H^+	Methyl-oxo-pentenal possible interference with phenol m/z 95.04	0.05±0.02	0.08±0.05	0.78±0.21	0.14±0.05	0.31±0.04	0.35±0.16
6	95.047 ($\text{C}_6\text{H}_6\text{O}$) H^+	Phenol	0.18±0.09	0.27±0.10	0.77±0.30	0.20±0.09	0.24±0.12	0.30±0.13
5	115.042 ($\text{C}_5\text{H}_6\text{O}_3$) H^+ 97.032 ($\text{C}_5\text{H}_4\text{O}_2$) H^+	Oxo-pentenoic acid/ Methylsuccinic anhydride/ interference furaldehyde at m/z 97.032	0.14±0.05 0.16±0.06	0.28±0.10 0.29±0.12	2.88±0.40 1.75±0.30	0.37±0.20 0.55±0.32	0.64 ±0.35 0.82±0.39	3.17±0.78 1.75±0.48
5	113.025 ($\text{C}_5\text{H}_4\text{O}_3$) H^+	Methylfuranone	0.84±0.22	1.77±0.66	2.85±0.95	1.86±0.45	3.27±0.59	2.88±0.95
5	101.060 ($\text{C}_5\text{H}_8\text{O}_2$) H^+	Methyl-dihydrofuranone	0.87±0.47	1.63±0.70	n.d.	0.81±0.36	1.23±0.58	n.d.
5	149.045($\text{C}_5\text{H}_8\text{O}_5$) H^+ 131.034 ($\text{C}_5\text{H}_6\text{O}_4$) H^+	Dihydro-oxy-pentanoic acid (DHOPA)	n.d.	n.d.	1.88±0.08	n.d.	n.d.	1.79±0.44
5	99.046 ($\text{C}_5\text{H}_6\text{O}_2$) H^+ 81.035 ($\text{C}_5\text{H}_4\text{O}$) H^+	Methylfuranone/Methylbutendial/ Oxo-pentenal interference methylfuran	1.18±0.21 0.14±0.05	2.16±0.22 0.21±0.12	4.11±0.28 0.34±0.09	1.87±0.66 0.19±0.05	2.79±0.95 0.24±0.08	3.20±0.74 0.12±0.04



4	99.010 (C ₄ H ₂ O ₃)H ⁺	Maleic anhydride	4.76±1.10	11.91±0.70	0.05±0.16	6.39±0.78	11.9±1.07	0.04±0.06
4	117.021 (C ₄ H ₄ O ₄)H ⁺	Oxo-hydroxybutanedial and isomers	0.19±0.09	0.52±0.03	2.31±0.15	0.37±0.05	0.81±0.13	2.65±0.19
4	103.042 (C ₄ H ₆ O ₃)H ⁺	Hydroxy-oxo-butanal	0.06±0.02	0.15±0.04	2.81 ±0.65	0.12±0.06	0.23±0.10	3.17±0.44
4	85.031 (C ₄ H ₄ O ₂)H ⁺	Butenedial	0.79±0.19	1.56±0.14	2.58±0.25	1.24±0.19	1.99±0.12	2.26±0.48
4	87.046 (C ₄ H ₆ O ₂)H ⁺	Butanedial/crotonic acid	0.23±0.18	0.46±0.09	1.43±0.15	0.50±0.11	0.81±0.08	1.11±0.36
4	101.026 (C ₄ H ₄ O ₃)H ⁺ 83.014 (C ₄ H ₂ O ₂)H ⁺	Dioxobutanal	0.31±0.14	0.72±0.10	3.18±0.13	0.70±0.21	1.22±0.28	3.71±0.76
3	89.026 (C ₃ H ₄ O ₃)H ⁺ 71.016 (C ₃ H ₂ O ₂)H ⁺	Pyruvic acid / Hydroxy-propanedial	0.29±0.14	0.76 ±0.08	4.04±0.88	0.56±0.06	1.21±0.16	4.82±0.62
3	73.030 (C ₃ H ₄ O ₂)H ⁺ 45.030 (C ₂ H ₄ O)H ⁺ 91.040 (C ₃ H ₆ O ₃)H ⁺	Methylglyoxal and its hydrate	3.92±0.73	8.95±1.30	5.45±0.23	4.20±0.10	7.50±1.15	6.20±0.88
2	77.025 (C ₂ H ₄ O ₃)H ⁺	PAN fragment	0.42±0.11	1.48±0.44	0.19±0.08	0.55±0.18	1.59±0.32	0.21±0.07
2	61.028 (C ₂ H ₄ O ₂)H ⁺ 43.019 (C ₂ H ₂ O)H ⁺ 79.030 (C ₂ H ₄ O ₂)(H ₂ O)H ⁺	Acetic acid /Hydroxyacetaldehyde and hydrate	4.73±1.4	13.31±1.26	3.96±1.03	5.50±0.73	13.23±1.69	1.56±0.39
2	45.030 (C ₂ H ₄ O)H ⁺ 63.040 (C ₂ H ₄ O)(H ₂ O)H ⁺	Potential artefact acetaldehyde and its hydrate	1.85±0.57	3.92±0.76	n.d.	2.26±0.67	3.88±0.93	n.d.
1	47.013 (CH ₂ O ₂)H ⁺ 65.027 (CH ₂ O ₂)(H ₂ O)H ⁺	Potential artefact formic acid and its hydrate	2.41±0.90	10.30±0.68	1.91±0.23	2.81±0.32	9.80±0.72	1.61±0.31
1	31.018(CH ₂ O)H ⁺	Potential artefact formaldehyde	0.78±0.30	2.2±0.48	n.d.	0.60±0.28	1.36±0.40	n.d.

The C4 compounds represent 16% and 12% of the gaseous and particulate phase products, respectively. A far major ion fragment is detected at *m/z* 99.010, assigned to maleic anhydride, that alone represents more than 12% of the gas phase products, in agreement to several previous studies (Hamilton et al., 2005; Jang and Kamens 2001). In the condensed phase other identified ions are: (C₄H₆O₃)H⁺ at *m/z* 103.042, (C₄H₄O₂)H⁺ at *m/z* 85.031, (C₄H₆O₂)H⁺ at *m/z* 87.046, (C₄H₄O₃)H⁺ at *m/z* 101.026 and (C₄H₄O₄)H⁺ at *m/z* 117.021.

The C3 compounds represent approximately 11% and 9% of the gaseous and particulate phase products, respectively. Methylglyoxal and its hydrate are among the most important reaction products in both phases. Other ions at *m/z* 89.026 and 71.016 assigned to pyruvic acid (White et al. 2014) are mostly present in the particle phase. Based on previous works glyoxal molar yield under medium and high NO_x conditions would vary between 8-20 % as a function of the NO_x concentration (Nishino et al., 2010; Tuazon et al., 1984) but during our experiment it could not be detected due to interference with acetone produced upon photolysis of IPN. A series of small molecules such as acetic acid/hydroxyacetaldehyde at *m/z* 61.028 and formic acid at 47.013 are found both in the gas and particle phase and can be both produced during toluene degradation and be surface artefacts due to heterogeneous reactions. Some small aldehydes as acetaldehyde and formaldehyde are found in the gas phase and can also be surface artefacts. Aliphatic nitrogen containing compounds are not easily detected due to fragmentation in the PTR-MS. Nevertheless the fragment ion at *m/z* 77.024 (C₂H₃O)H⁺ previously assigned to peroxy acetyl nitrate fragment has been detected (Müller et al. 2012).



405 3.4 Experimentally derived gas-particle phase partitioning

Figure 3 depicts the oxidation state (OSc) of the identified major ion fragments i versus the $\log_{10}C_i^*$ at 295 K (magenta) and 280 K (light violet). The circles are proportional to the mass associated to each ion. The error bars indicate the standard deviation of repeated experiments. The 2D-VBS (Donahue et al., 2011; Murphy et al., 2012) framework was used to implement the results, with background colours corresponding to the different volatility classes, ranging from IVOCs (light blue) to SVOCs (light green). The OSc is derived from Kroll et al. (2011) method for each individual species based on carbon, hydrogen, and oxygen number of atoms. In total 103 ions were detected in the particulate phases, among them 29 were classified as parent ions and did partition between the gas and particle phases. Table S3 (SI section) lists both $\log_{10}C_i^*$ calculated at 280 and 295 K C for the identified parent ions. Other 20 ions were detected in particle phase only accounting for 10-17% of the SOA mass. The remaining 62-71% of the particle mass occupied the semi-volatile organic compounds area, SVOCs, and approximately 12 to 19 % lied in the intermediate volatile organic compounds area, IVOCs. A shift of the experimental temperature from 295 to 280 K induced an important increase of the total organic aerosol mass (from 8 to 15.7 $\mu\text{g m}^{-3}$) since a higher fraction of the oxidation products was able to condense onto the particulate phase. This can be observed in fig. 3 where the volatility of the individual parent ions appreciably shifts toward lower $\log_{10}C_i^*$ values with $\Delta\log_{10}C_i^*$ varying from 0.29 to 1.07 (tab. S3).

420

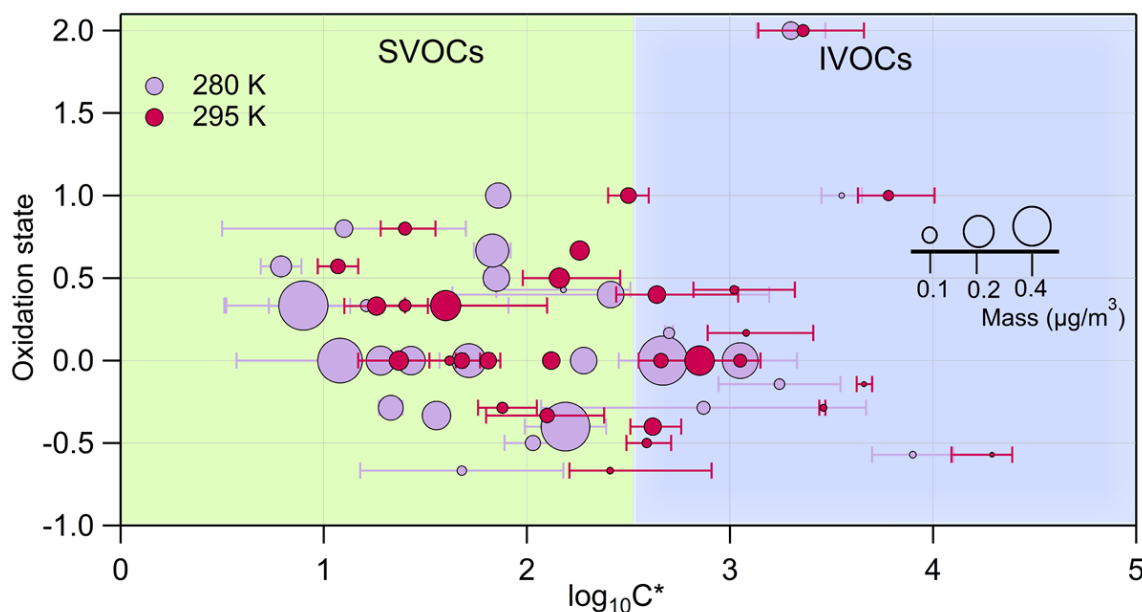


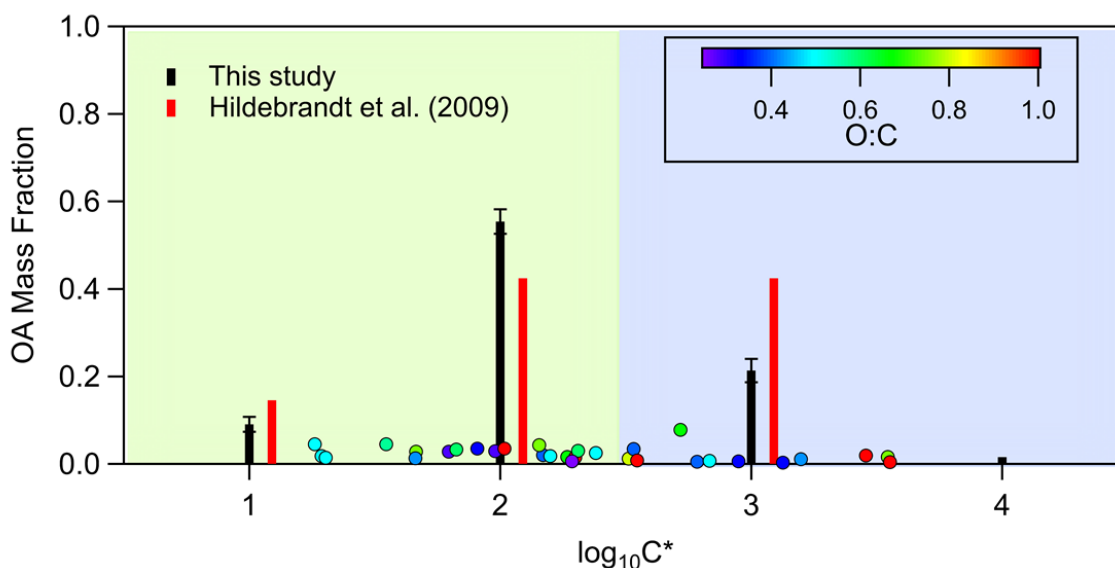
Figure 3: The oxidation state for the detected parent ions (OSc), versus the averaged saturation concentration in terms of $\log_{10}C_i^*$. The size of the dots denotes the mass of each species. In light violet are represented the ions fragments identified for an experiment carried out at 280 K and in magenta those at 295 K. Errors bars correspond to $\pm 1\sigma$ of the experimental average. Pie charts show



425 the percent of mass measured by Charon when adding all the parent ions compared to the total organic mass evaluated by the AMS at the two experimental temperatures.

The saturation concentration (C_i^*) values ranged between 3 to 31000 $\mu\text{g m}^{-3}$ exhibiting similar values with respect those observed for other SOA systems (Gkatzelis et al., 2018b). Previous findings suggested a volatility decrease with increasing OSc and oxygen atom number (Gkatzelis et al., 2018b; Jimenez et al., 2009; Kroll et al., 2011). In this work, however, such a trend is not observed (see also fig. S6 in the SI) as it was not for SOA formed from tree emissions (Gkatzelis et al., 2018b) suggesting that a higher oxidation state may not always be the key parameter for explaining volatility (Kostenidou et al., 2018). Additionally, in this study we report volatility properties for all ions detected while previous works considered only compounds with more than 5 carbon atoms.

In fig. 4, the volatility distribution of the toluene SOA is compared to a previous study (Hildebrandt et al., 2009). CHARON data are categorized in volatility bins in order to be comparable to the above work. Our results indicate that our products were generally in a good agreement with those extracted by Hildebrandt et al. (2009) applying the volatility basis-set parameterization for 4 products to chamber experiments at 293K and low- NO_x conditions. However, our volatility distribution is shifted somehow to lower volatility products as we observed higher mass fraction of compounds with saturation concentration 100 $\mu\text{g m}^{-3}$ ($\log C^*=2$) and lower contribution of species with saturation concentration 1000 $\mu\text{g m}^{-3}$ ($\log C^*=3$) in comparison to Hildebrandt et al. (2009). One explanation for this behavior could be the lower initial toluene concentrations (105 ± 49 ppb) used in this study compared to those used in Hildebrandt et al. (2009) (362 ± 176 ppb), resulting to a higher fraction of less volatile species. The sum of the volatility bins mass fraction in fig. 4 is less than unity since approximately 12-15% of the mass was detected only in the particle phase only and it has not included in these bins.



445 **Figure 4: Saturation concentration (shown as volatility distribution) of the toluene SOA species. The black bars correspond to the categorization in volatility bins of this work, while the red bars correspond to the volatility distribution derived from Hildebrandt et al. (2009) applying the volatility basis-set parameterization for 4 products to chamber experiments (20°C, low- NO_x).**



4 Modeling results and discussion

4.1 Modeling of products chemical composition

450 Table 2 shows a comparison between the final experimental concentrations at the outlet of the OFR and the simulated concentrations estimated with the different gas-phase chemical mechanisms for the 24% of RH and 112 ppbv of toluene experiments at 280 K and 295 K. In these simulations partitioning to non-ideal organic and aqueous condensed phases (with only short-range interactions estimated with UNIFAC) is considered and no wall loss process is represented. Normalized root mean square error (NRMSE) for each mechanism is calculated as:

$$455 \quad NRMSE = \sqrt{\frac{\sum_i^n \{ (C_i^{mod} - C_i^{exp})^2 \}}{\frac{\sum_i^n \{ C_i^{exp} \}}{n}}}, \quad (3)$$

where C_i^{mod} and C_i^{exp} are the mass concentrations of each simulated and experimental m/z i respectively and n the number of m/z for which the concentrations are non-zero according to both experiment and modeling. For comparison, experimental m/z are rounded to the unit. At 280 K (295 K), about 81 (88) rounded experimental m/z are measured. We observe an important variation of the total mass formed (gas + particle) with the temperature during the experiments (139.9 $\mu\text{g m}^{-3}$ at 460 280 K and 185.4 $\mu\text{g m}^{-3}$ at 295 K: +32.5 %) not reproduced by the model which overestimate the mass at 280 K and underestimate it at 295 K. The mechanism modifications lead to a decrease in the simulated total mass about 3 and 11 % whatever the temperature with MG-Cr and MG-Cr-Al respectively, which is mainly due to the increasing importance of fragmentation pathways compared to functionalization ones. The modifications of chemical mechanism improve the number of represented experimental m/z : 31, 35 and 42 (33, 37 and 44) with MG, MG-Cr and MG-Cr-Al respectively. The better 465 reproduction of the experimental m/z by the modified mechanisms results in a decrease of the NRMSE which is 2.74, 2.23 and 1.89 for MG, MG-Cr and MG-Cr-Al respectively at 280 K (2.13, 1.81 and 1.62 at 295 K). However, this NRMSE remains very high.

Table 2: Number of identified m/z , total mass and NRMSE for the 3 mechanisms and experiments.

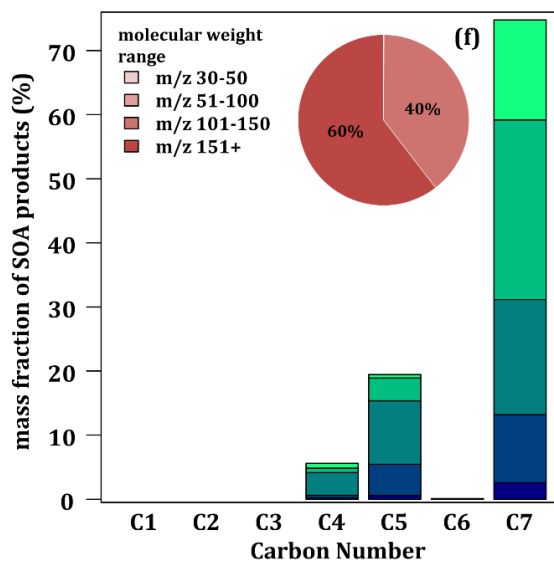
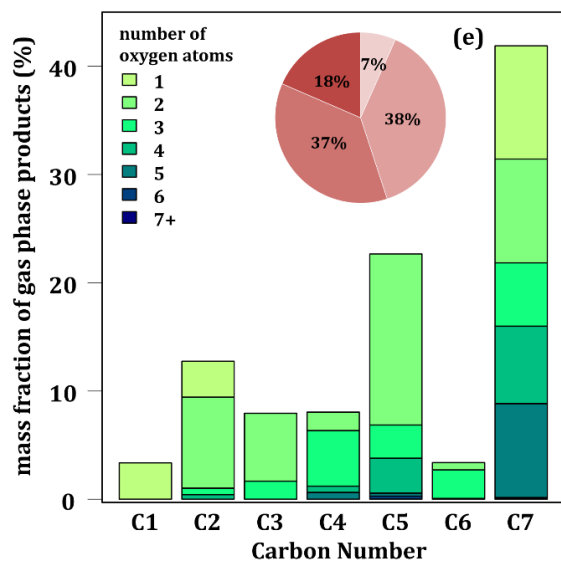
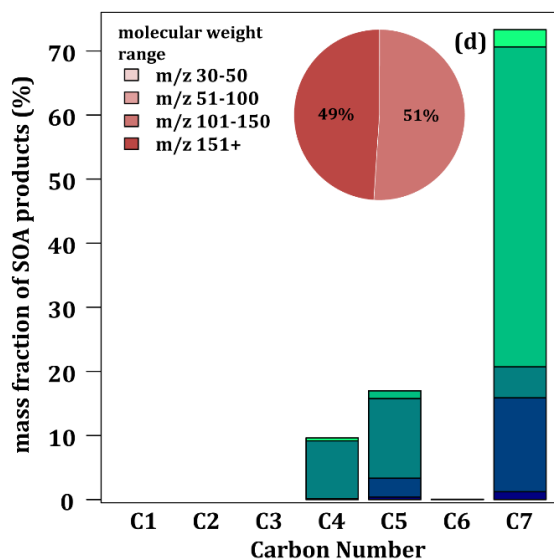
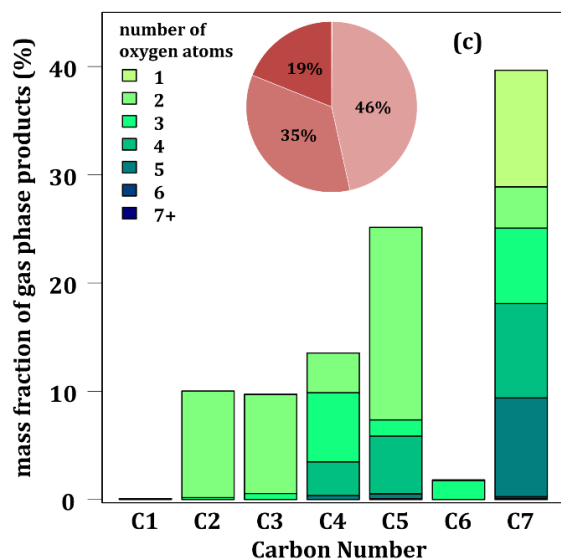
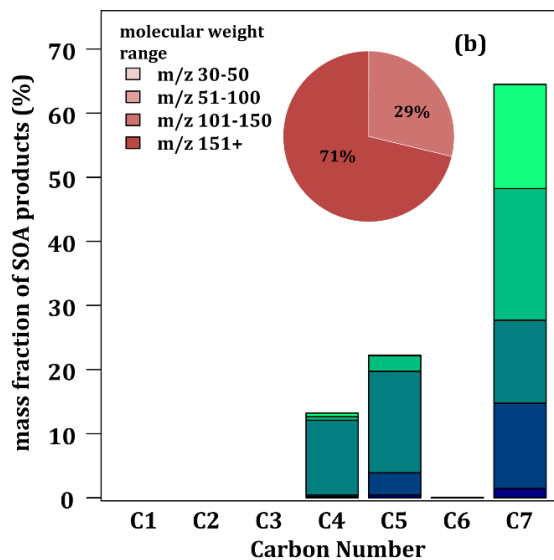
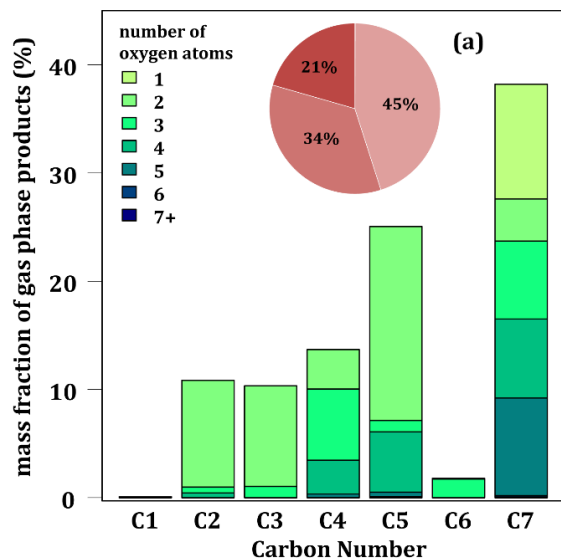
	280 K (295 K)		NRMSE /EXP
	number of identified exp. m/z	identified total mass in $\mu\text{g m}^{-3}$	
EXP	81 (88)	139.9 (185.4)	/
MG	31 (33)	179.1 (173.7)	2.74 (2.13)
MG-Cr	35 (37)	173.7 (170.1)	2.23 (1.81)
MG-Cr-Al	42 (44)	157.2 (155.0)	1.89 (1.62)

470

Figure 5 shows the chemical characteristics of simulated toluene reaction products at 280 K both in the gaseous and particulate phases. Simulated glyoxal is not considered and the correction for nitro products is applied. Similarly to the experimental results (see fig. 2), the distributions of the simulated compounds in the gas phase is dominated by C7



475 compounds, but their mass fraction is higher (~39% for MG and MG-Cr and ~43% for MG-Cr-Al) than the measured
fraction (31%). Although the three mechanisms reproduce correctly the low fraction of C6 in the gas phase, they all
underestimate the C2 gas-phase fraction (~10% for MG and MG-Cr and ~13% for MG-Cr-Al). With all three mechanisms,
the gas-phase fraction of C5 is the second most important (~25%), much higher than the measured value (7%). The gas-
480 phase fraction of C1 is underestimated. Although there is little difference in the gas-phase distribution of compounds
between the MG and MG-Cr mechanisms, the MG-Cr-Al mechanism introduces some differences: (i) a more important C7
gas-phase fraction (+5%), (ii) C1 are no longer negligible (~3% due to the higher formation of formaldehyde) and (iii) the
gas-phase fraction of C2 is proportionally higher due to the higher formation of acetaldehyde. In terms of compound
oxidation, the main difference between the experimental and simulated gas phase distribution is the formation of more
oxidized C7 compounds (~40% of the gaseous C7 have 4 or 5 oxygen atoms).





485 **Figure 5: Simulated mass products fraction (y-axis) distribution based on the number of carbon atoms (x-axis) for the oxidation of 112 ppbv toluene at 24% RH and 280 K with MG (a and b), MG-Cr (c and d) and MG-Cr-Al (e and f) mechanisms in the gas (a, c and e) and condensed phases (b, d and f). Pie charts correspond to the molecular weight contribution to the overall mass.**

In the condensed phase, the simulated distribution of compounds by carbon number strongly differ from measured ones. First, the simulations do not reproduce the "staircase" distribution observed experimentally, regardless of the mechanism
490 used. According to the simulations, the SOA is composed of a large majority of C7 (~64% with MG-Cr and ~73% with MG and MG-Cr-Al), followed by C5 (17 and 22%) and C4 (7 and 14%). The other compounds (C6, C3, C2 and C1) represent less than 1% of the mass of SOA formed. The simulated SOA is more oxidized than the experimentally observed SOA. It is mostly composed of molecules with 4 or more oxygen atoms (taking into account the breakup of aliphatic nitro compounds) and only a fraction of C7 has just 3 oxygens. The large fraction of C7 with 4 oxygen atoms simulated with the MG
495 mechanism is due to the accumulation of methylnitrocatechol. The near absence of C6 in the simulated condensed phase can be explained by the low formation of these compounds in the gas phase, while the absence of short carbon chain compounds (C1 to C3) could be mainly explained by partitioning processes implemented in the model: these compounds have P^{sat} and H^{eff} too high and low respectively to condense according to Raoult's or Henry's laws as implemented in the SSH-aerosol model under the low RH conditions of simulation.

500 The simulated m/z distributions indicate that: (i) the MG and MG-Cr mechanisms overestimate the gaseous formation of heavy compounds and underestimate the formation of light ones (0% of the total mass with $m/z \leq 50$ against 17 % experimentally), (ii) the MG-Cr-Al mechanism improves the representation of $m/z \leq 50$ but mainly at the expense of the fraction with m/z between 50 and 100 and (iii) there is an over-representation of heavy compounds in the condensed phase ($m/z > 150$ representing between 48.9 and 71.2 % of the SOA mass against 23% experimentally) compared to the lighter
505 ones ($m/z < 100$ representing less than 0.1% against 47% experimentally).

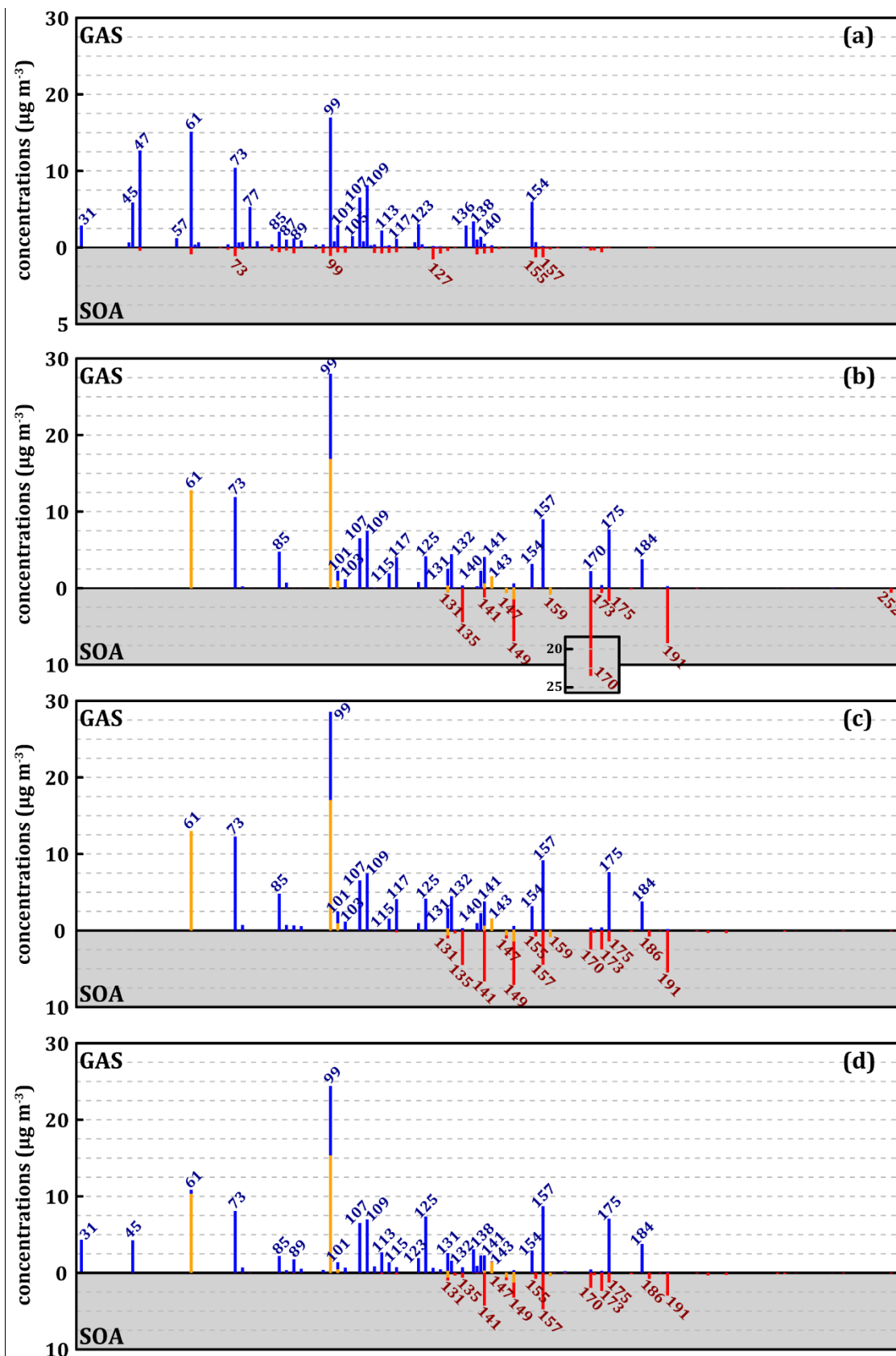
Figure 6 represents the experimental mass spectra for the gas and condensed phases (fig. 6.a) and the reconstructions of similar spectra from the simulated concentrations with the three mechanisms (fig. 6.b to d) at 280 K. In these figures, glyoxal is not represented. Species formed according to the MG mechanism are less numerous, and heavier than those observed in the experiment with only 3 significant peaks of species with m/z below 99 and none below 61 (fig. 6.b). In contrast, there is a
510 strong accumulation of species with m/z above 140 (up to $m/z > 250$) in both the gas and the condensed phases. A very high peak in the gas phase is observed at m/z 99. It consists of more than 50% of aliphatic nitro compounds (with one or two nitrate or PAN functions) of higher m/z from which the nitro groups have been subtracted to represent the effect of PTR-ToF-MS on these compounds. Similarly, the peak at m/z 61, normally corresponding to acetic acid, here consists almost exclusively of the 2-carbon PAN from which -OONO₂ has been removed. Finally, with MG, an important accumulation of
515 methylnitrocatechol at m/z 170 (AR0128, see tab. S4 in the SI) is observed in the condense phase (23 $\mu\text{g m}^{-3}$). The methylnitrocatechol strong formation originates from the MCM mechanism, and it has already been reported in other simulation studies, which estimated this species as the major contributor to the SOA of toluene (Kelly et al., 2010), in disagreement with our experimental observations.



The modification of the cresol chemistry in the MG-Cr mechanism corrects the overestimation of methylnitrocatechol whose formation is now competing with alternative oxidation pathways. Its concentration in the condensed phase is thus divided by about 10 ($\sim 2.5 \mu\text{g m}^{-3}$). However, new compounds accumulate in the condensed phase, namely methylbenzenes with 3, 4 and 5 -OH groups on the ring, corresponding to m/z 141, 157 and 170 with concentrations of 6.5, 4.3 and $1.6 \mu\text{g m}^{-3}$ respectively. This version of the mechanism does not improve the representation of light compounds which remain largely underestimated.

The latest modifications and the addition of a new ring-opening chemistry in the MG-Cr-Al mechanism leads to a clear improvement in the representation of light compounds with (i) enhanced formation in particular of formaldehyde (m/z 31) and acetaldehyde (m/z 45) and (ii) reduction of m/z 99 species. This mechanism leads to a decrease of large compounds able to partition to the condensed phase with a consequent decrease of the SOA mass formed. The modifications lead to a significant improvement in the representation of the gas-phase products with the MG-Cr and then MG-Cr-Al mechanisms.

Despite some important improvement, all the three mechanisms show some limitation in reproducing experimental light compounds concentrations while they tend to overestimate the formation of heavy compounds (above m/z 151) in the gas phase. Additionally for all three mechanisms we observe the absence of compounds with $m/z < 130$ in the simulated SOA while they do represent the largest fraction according to the experimental results as also other recent studies on toluene derived SOA (Zaytsev et al., 2019). This discrepancy between model and experimental results can be tentatively explained by (i) the absence of some reaction products in the gas-phase oxidation mechanisms or (ii) non-accounted condensation processes of many gas phase products in the common version of the model such as irreversible gas-particle partitioning processes of α -dicarbonyl compounds and small acids (Hu et al., 2022). Even though the MG-Cr-Al mechanism leads to a better representation of light compounds in the gas phase, it does not result in a better agreement regarding the distribution by carbon number in the condensed phase, suggesting that the main problem is the representation of products partitioning in the model. Several tests on the partitioning are presented in the next section in an effort to provide a better insight in the process.





545 **Figure 6: Mass spectra of gaseous (blue) and condense (red) secondary compounds during the oxidation of 112 ppbv toluene at 280 K according to experiments (a) MG (b), MG-Cr (c) and MG-Cr-Al (d) mechanisms. The yellow fractions of spectra represent simulated mass after recalculation by removing functional groups with nitrogen for aliphatic compounds. Scale of the experimental SOA (a) is modified for a better readability of concentrations.**

4.2 Partitioning modeling and tests on partitioning processes

550 To explore the partitioning of organic compounds and to try to improve the representation of the experimental observations, different tests on the partitioning processes have been carried out. In this section the formation of SOA is studied using the MG-Cr-Al chemical mechanism to represent the formation of secondary condensable species. The partitioning of these species between the gaseous and condensed phases is simulated under the same experimental conditions as presented in section 2.2.3 at 280 and 295 K by considering different physicochemical processes impacting it. The studied cases are:

- T1: partitioning to an ideal organic phase;
- 555 - T2: T1 conditions + partitioning to an ideal aqueous phase;
- T3: partitioning to non-ideal organic and aqueous phases, considering the short-range interactions between the organic compounds in both condensed phases (according to the UNIFAC method);
- T4: T3 conditions + consideration of medium and long-range interactions in the aqueous one (according to the AIOMFAC method);
- 560 - T5: T4 conditions + consideration of the loss at the walls of the OFR of gaseous organic compounds according to the parameterization presented in supplementary materials;
- T6: T5 conditions + consideration of an irreversible pathway for methylglyoxal condensation according to the parameterization presented in supplementary materials.

565 Figure 7 represents the temporal evolution of the concentrations of SOA formed during the 13 min oxidation of toluene for the 6 test cases as well as the final experimental concentration measured with an AMS at 280 K. In addition, results at 295 K are presented in fig. S10 in the SI and reconstructions of mass spectra at 280 K with the simulated concentrations for the test cases are presented in fig. S8 and S9. In the case of partitioning to an ideal organic phase (T1), only driven by Raoult's law and thus depending on the P^{sat} of the compounds, the formation of SOA is very slow and only reaches $\sim 3 \mu\text{g m}^{-3}$ after 13 min. This is due to the small amount of pre-existing particulate organic matter ($0.01 \mu\text{g m}^{-3}$) on which the compounds can condense (inorganic seeds). The addition of partitioning toward an aqueous phase, also ideal (T2), following Henry's law and thus depending on the H^{eff} of the compounds accelerates the formation of SOA. In this case the SOA mass concentration reaches $\sim 19 \mu\text{g m}^{-3}$ after 13 min, closer to the mass concentration measured experimentally ($16 \mu\text{g m}^{-3}$). SOA formation is here facilitated by the presence of inorganic ions in the pre-existing condensed phase (NH_4^+ and SO_4^{2-}) without however taking into account the organic/inorganic interactions within the particle. Consideration of the interactions between organic 575 compounds within the particulate phase according to the UNIFAC method (T3) leads to an important increase of the SOA formation ($\sim 30 \mu\text{g m}^{-3}$). This leads to an overestimation of the SOA concentration by a factor of 2 compared to the experiments. Consideration of the medium and long-range interactions of organic compounds with ions in aqueous phase



(according to AIOMFAC) in addition to the short-range interactions in the both particulate phases (T4) lead to the formation of SOA mass concentration closer to the experimental value ($\sim 21 \mu\text{g m}^{-3}$). In our experiment, the interactions of the organic compounds with each other in the condensed phase tend to shift the equilibria towards the particulate phase (reflecting an affinity of the compounds with each other). However, the interactions of the organic compounds with the inorganics result in the opposite effect. Even though these two types of interactions compensate each other, there is still a relatively high error (+31%) between the simulated and the experimental total mass concentration of SOA.

The mass spectra show that the SOA composition differs significantly (see fig. S8) even if the SOA mass concentrations simulated during the partitioning test towards two ideal condensed phases and the one considering all the interactions with AIOMFAC are close (with a difference of $\sim 2 \mu\text{g m}^{-3}$). Indeed, the consideration of interactions between organic compounds favors the condensation of many compounds ($m/z = 149, 155, 157, 170, 175, \text{ or } 191$ for example) and particularly lighter compounds ($m/z = 131, 132, 135$). This also has the effect of reducing the accumulation of compounds with an $m/z = 141$. The consideration of the interactions between organic compounds and inorganic ions in the aqueous phase modifies the speciation of SOA by limiting the partitioning of several of them ($m/z = 141, 157, 170, 175$ and 191 in particular) and favoring that of others ($m/z = 173, 186$ or 202). The result is a condensed phase composed of a greater variety of compounds, each with lower mass concentration and together covering a wider range of m/z .

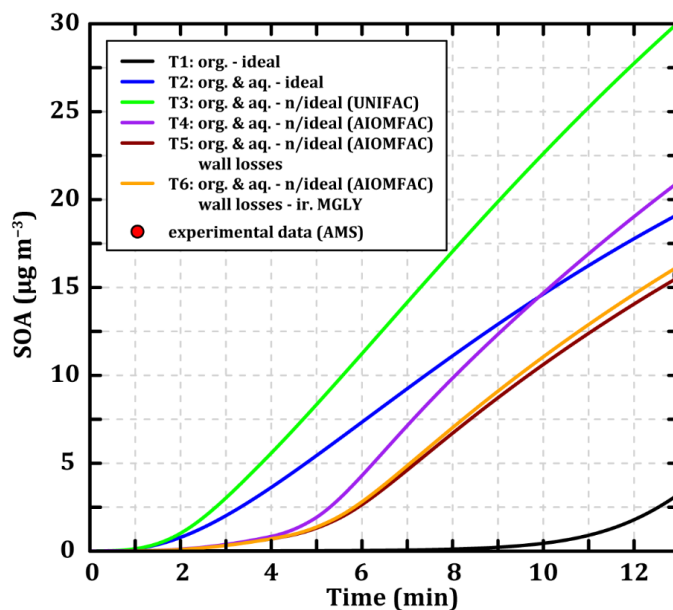


Figure 7: Temporal evolution of the SOA concentrations during toluene oxidation under experimental conditions (see sect. 2.2.3) simulated with MG-Cr-Al mechanism at 280 K considering mass transfer through an ideal organic phase (T1, black line), ideal organic and aqueous phases (T2, blue line), organic and aqueous phases with long-range interactions (T3, green line), organic and aqueous phases with long- and short-range interactions (T4, purple line), organic and aqueous phases with long- and short-range interactions and wall losses (T5, dark red line) and organic and aqueous phases with long- and short-range interactions, wall losses and irreversible pathway for methylglyoxal condensation (T6, orange line). The red point represent the experimental SOA concentration measured by AMS.



The T5 test involves adding a parameterization of wall losses on the OFR walls of gaseous organic compounds as described in Section 2.2.2. These P^{sat}/C^* -dependent wall losses logically lead to a better reproduction of the SOA concentration ($\sim 15.7 \mu\text{g m}^{-3}$) as the parameters of the wall loss parameterization have been optimized for. However, it is interesting to analyze the effect of the wall-losses parameterization on the mass spectrum of the secondary compounds (see fig. S8). In the gaseous compound spectrum, the parametrization slightly decreases the concentrations of some heavy compounds ($m/z = 184, 175, 170, 157$ for example). It also leads to a decrease of the concentrations of $m/z = 61$ and 99 by the reduction of the concentrations of the heavier compounds fragmenting during the measurement (in yellow in fig. S8). Regarding the particulate phase, the parameterization leads to the reduction of the concentrations of all the m/z simulated in a homogeneous way. It results in a better representation of the condensed fraction without significantly affecting the representation of the gas phase.

T1 to T5 simulations at 295 K show the same behavior for the SOA mass evolution depending on the considered processes (see fig. S10). Even if the wall-losses parameterization was optimized on the 280 K case, the T5 test also well reproduces the experimental SOA mass at 295 K (with $8.7 \mu\text{g m}^{-3}$ simulated versus $8.2 \mu\text{g m}^{-3}$ measured by the AMS, see fig. S10).

Regardless of the considered partitioning processes, the model fails to represent the experimentally observed partitioning of light compounds. In T6 test, an irreversible gas-particle partitioning parameterization of methylglyoxal based on atmospheric observations by Hu et al. (2022) and chamber experiments by De Haan et al. (2018) is implemented to the SSH-aerosol model in an attempt to reproduce the experimentally observed partitioning of this compound (see Section 2.2.2). The mass spectrum of the simulation at 280 K considering all the processes tested in this section and adding the new parameterization is presented in fig. S9 in the SI. The addition of the irreversible partitioning at 280 K leads to the condensation of about $0.49 \mu\text{g m}^{-3}$ of the simulated methylglyoxal, which is of the same order of magnitude as the experimental value ($\sim 0.56 \mu\text{g m}^{-3}$) despite an underestimation of the gaseous methylglyoxal mass concentration ($\sim 7.5 \mu\text{g m}^{-3}$ simulated versus $\sim 10.4 \mu\text{g m}^{-3}$ experimentally observed). This increase in the condensed mass concentration of methylglyoxal logically affects the simulated mass concentration of SOA ($\sim 16.2 \mu\text{g m}^{-3}$). At 295 K, the irreversible partitioning leads to the condensation of about $0.47 \mu\text{g m}^{-3}$ of the simulated methylglyoxal higher than the measured value ($\sim 0.30 \mu\text{g m}^{-3}$). Experimental and simulated values are still in the same order of magnitude but the higher error at 295 K (+56% vs. -12.5% at 280 K) and the low variation of the condensed methylglyoxal with the temperature variation show the limits of the simplified parameterization only based on methylglyoxal concentration and RH (here fixed at 24 % for both temperatures).

The objective of the modeling part of this study was to reproduce the experimentally observed SOA masses for the right reasons and thus start from the molecular level. However, by making the chemistry representation more complex, it becomes necessary to make the partitioning processes more complex as well. The successive consideration of each of the different physicochemical processes that can impact the partitioning between the gaseous and condensed phases greatly influence the concentrations of SOA formed. In our case, without considering the aqueous partitioning, the formation of SOA is underestimated because of the quasi absence of a pre-existing organic phase, and because compounds are too volatile to condense on an organic phase. The consideration of interactions between organic compounds in the particulate phase leads to



635 a shift of equilibria towards the particulate phase and thus favors the condensation of molecules. In our case study, at 280 K
this increases the estimated mass of SOA formed by ~50% (+11 $\mu\text{g m}^{-3}$) compared to the ideal case. Contrariwise the
consideration of the interactions between inorganic ions and organic compounds in the aqueous phase seems here to limit the
condensation of gaseous organic species (there is a high concentration of ions due to the seeds) and therefore reduces the
estimated SOA mass concentration by ~33% (-9 $\mu\text{g m}^{-3}$) compared to the case where only organic interactions are
640 considered. All these tests highlight the large uncertainties in SOA formation related to the representation of phase-transfer
processes independently of the gaseous oxidation mechanism. Whether or not the different processes are taken into account
has a considerable effect on the simulated SOA mass. It therefore raises questions about the significance of the results and
the representativeness of (i) simplified models that do not include them, (ii) models that include only a part of them with the
risk of introducing biases in the results, or (iii) more complex models that include as many processes as possible, increasing
645 the potential sources of error and the resources needed to resolve them. This study underlines the need to develop semi-
explicit mechanisms, such as those presented by Wang et al. (2022), that keep the SOA properties in terms of solubility and
interactions with organics/inorganics.

5 Summary and perspectives

This work focuses on the experimental and modelling study of toluene-SOA formation upon OH radical reaction. The
650 calculated SOA yield and measured aerosol concentrations was strongly dependent on the experimental conditions
(temperature, seed concentration, OH and toluene initial concentrations, NO_x levels) and agreed with previous works. The
CHARON-inlet coupled to a PTR-ToF-MS successfully quantified approximately 70 % of the total organic mass measured
from an aerosol mass spectrometer (AMS). Despite possible fragmentation of the measured compounds, the major products
both in the gas and particulate phases were confirmed through intercomparison with the literature. The partitioning
655 properties of the identified reaction products were determined. Approximately 80-85 % of the organic aerosol fraction
detected by CHARON showed volatility distributions, expressed as saturation mass concentration, $\log C_i^*$, ranging from 0.65
to 5.30, another 10-17% was detected in the condensed phase only. Temperature variation, from 295 to 280 K, induced an
appreciable decrease of the compound's volatility with a $\Delta \log_{10} C_i^*$ varying from 0.28 to 1.07. Parent ions were mapped onto
the 2D-VBS framework, and results did not exhibit a clear correlation with increasing oxidation state or oxygen atom
660 number.

To reproduce the observed SOA mass loading and composition, a new semi-detailed chemical mechanism for the gaseous
oxidation of toluene has been developed to reproduce the experimentally observed speciation of secondary compounds in the
gas phase and SOA. It is based on an explicit reference mechanism using MCM for the aromatic chemistry and GECKO-A
for the aliphatic chemistry. This reference has been simplified and modified on the basis of the experimental data and
665 previous works on cresol chemistry, furan formation and aromatic ring opening chemistry, formation of HOM and SAR of
GECKO-A to estimate missing kinetic data. All these modifications improved the representativeness of the chemical



670 mechanism with +35% of major secondary compounds identified across all phases (number of species) and an error on the total secondary organic mass reduced by ~55%. At the molecular scale, this translates into a better representation of the formation of light compounds (i.e. $m/z < 100$) and lower concentration of larger compounds (i.e. $m/z \geq 100$). However, the mechanism still tends to underestimate the formation of light compounds and overestimate that of heavier ones compared to experimental observations.

675 The modeled reaction products are more oxidized and less fragmented than the experimentally observed ones, especially in the condensed phase. In the gas phase, the model favors the formation of C7 and C5 at the expense of the shorter carbon chains. The level of oxidation of the reaction products is generally similar to the observations except for the more oxidized C7 compounds. The underestimation of the fragmentation pathways compared to the functionalization ones and the risk of products fragmentation during the experimental measurement, may lead to some discrepancy between simulated and observed concentrations in both phases. The larger errors in the condensed phase than in the gas phase highlight the remaining uncertainty in the partitioning processes and their modeling. Tests on partitioning reveal that taking into account some processes leads to large variation of the simulated SOA mass concentration resulting in discrepancies with respect to the experimental values from +88% to -81%. The addition of an aqueous phase with few organic seeds favored the formation of SOA. Taking into account the interactions of the organic compounds among themselves shifted the equilibrium towards the condensed phase (error raised to +88%) while the interaction between inorganic ions and organic compounds in aqueous phase had the opposite effect (error reduced to +31%). The introduction of wall losses parameterization also reduced the discrepancy. When including all these processes, the model reproduces much better the experimental SOA mass concentration formed and its temperature dependence, despite relevant discrepancies in the chemical speciation. The model, in its current state, does not reproduce the partitioning of light compounds, but a test of a simplified parameterization for methylglyoxal irreversible partitioning led to an improvement of the representation of this light compound in SOA, opening thus the way to further research and developments.

690 **Data availability.** SSH-aerosol model is open-source (GNU GPL-3 licence). The last version of SSH-aerosol is available at <https://github.com/sshaerosol/ssh-aerosol> (last access: June 08 2023).

Competing interests. The authors declare that they have no conflict of interest.

695 **Author Contribution.** .VL, BD, AW and KS designed the research. PI, BTR, AMV, MM performed the experiments and contributed to the acquisition and analysis of the data. VL, KS and FC developed the software. VL and RV contributed to photolysis and mechanistic data for the model. VL, KS, BD, EK and PI analyzed and interpreted the data. VL and BD drafted the article. VL, BD, KS, EK, MM and AW revised the article. KS, BD and VL were responsible for funding acquisition.

700



Acknowledgments. The France-Austria Hubert Curien Partnership 2016 with the Amadeus' Program. The program provided financial support for mobility of PhD students between Univ. Innsbruck (Austria) and IRCELYON (France)

Financial support. This work was funded by the POLEMICS project of the Agence Nationale de la Recherche (ANR) program (grant ANR-18-CE22-0011), DIM QI² (Air Quality Research Network on air quality in the Ile-de-France region) and the MAESTRO-EU6 project (ADEME CORTEA n. 1866C0001). This work also benefited from the IPSL-CGS EUR and was partially supported by a government grant under the Programme d'Investissements d'avenir, reference ANR-11-IDEX-0004-17-EURE-0006, managed by the Agence Nationale de la Recherche.

References

- 710 Atkinson, R., Aschmann, S. M., Arey, J., and Carter, W. P. L.: Formation of ring-retaining products from the OH radical-initiated reactions of benzene and toluene, *Int. J. Chem. Kinet.*, 21, 801–827, <https://doi.org/10.1002/KIN.550210907>, 1989.
- Aumont, B., Szopa, S., and Madronich, S.: Modelling the evolution of organic carbon during its gas-phase tropospheric oxidation: development of an explicit model based on a self generating approach, *Atmos. Chem. Phys.*, 5, 2497–2517, <https://doi.org/10.5194/acp-5-2497-2005>, 2005.
- 715 Aumont, B., Valorso, R., Mouchel-Vallon, C., Camredon, M., Lee-Taylor, J., and Madronich, S.: Modeling SOA formation from the oxidation of intermediate volatility n-alkanes, *Atmos. Chem. Phys.*, 12, 7577–7589, <https://doi.org/10.5194/acp-12-7577-2012>, 2012.
- Baltaretu, C. O., Lichtman, E. I., Hadler, A. B., and Elrod, M. J.: Primary atmospheric oxidation mechanism for toluene, *J. Phys. Chem. A*, 113, 221–230, <https://doi.org/10.1021/jp806841t>, 2009.
- 720 Bloss, C., Wagner, V., Jenkin, M. E., Volkamer, R., Bloss, W. J., Lee, J. D., Heard, D. E., Wirtz, K., Martin-Reviejo, M., Rea, G., Wenger, J. C., and Pilling, M. J.: Development of a detailed chemical mechanism (MCMv3.1) for the atmospheric oxidation of aromatic hydrocarbons, *Atmos. Chem. Phys.*, 5, 641–664, <https://doi.org/10.5194/acp-5-641-2005>, 2005.
- 725 Bohn, B.: Formation of peroxy radicals from OH-toluene adducts and O₂, *J. Phys. Chem. A*, 105, 6092–6101, <https://doi.org/10.1021/jp0033972>, 2001.
- Borrás, E. and Tortajada-Genaro, L. A.: Determination of oxygenated compounds in secondary organic aerosol from isoprene and toluene smog chamber experiments, *Int. J. Environ. Anal. Chem.*, 92, 110–124, <https://doi.org/10.1080/03067319.2011.572164>, 2012.
- 730 Boucher, O., Randall, D., Artaxo, P., Bretherton, C., Feingold, G., Forster, P., Kerminen, V.-M., Kondo, Y., Liao, H., Lohmann, U., Rasch, P., Satheesh, S. K., Sherwood, S., Stevens, B., and Zhang, X. Y.: Clouds and Aerosols, in: *Climate Change 2013 - The Physical Science Basis. Contribution of Working Group I to the Fifth Assessment Report of the Intergovernmental Panel on Climate Change*, edited by: Stocker, T. F., Qin, D., Plattner, G.-K., Tignor, M., Allen, S. K., Boschung, J., Nauels, A., Xia, Y., Bex, V., and Midgley, P. M., Cambridge University Press, Cambridge, United Kingdom and New York, NY, USA, 571–658, <https://doi.org/10.1017/CBO9781107415324.016>, 2013.
- 735 Calvert, J. G., Atkinson, R., Becker, K. H., Kamens, R. M., Seinfeld, J. H., Wallington, T. J., and Yarwood, G.: *The mechanisms of atmospheric oxidation of aromatic hydrocarbons*, Oxford University Press, Oxford, UK, 2002.



- 740 Canagaratna, M. R., Jimenez, J. L., Kroll, J. H., Chen, Q., Kessler, S. H., Massoli, P., Hildebrandt Ruiz, L., Fortner, E., Williams, L. R., Wilson, K. R., Surratt, J. D., Donahue, N. M., Jayne, J. T., and Worsnop, D. R.: Elemental ratio measurements of organic compounds using aerosol mass spectrometry: Characterization, improved calibration, and implications, *Atmos. Chem. Phys.*, 15, 253–272, <https://doi.org/10.5194/acp-15-253-2015>, 2015.
- Couvidat, F. and Sartelet, K.: The Secondary Organic Aerosol Processor (SOAP v1.0) model: a unified model with different ranges of complexity based on the molecular surrogate approach, *Geosci. Model Dev.*, 8, 1111–1138, <https://doi.org/10.5194/gmd-8-1111-2015>, 2015.
- 745 Couvidat, F., Debry, É., Sartelet, K., and Seigneur, C.: A hydrophilic/hydrophobic organic (H₂O) aerosol model: Development, evaluation and sensitivity analysis, *J. Geophys. Res.*, 117, D10304, <https://doi.org/10.1029/2011JD017214>, 2012.
- DeCarlo, P. F., Kimmel, J. R., Trimborn, A., Northway, M. J., Jayne, J. T., Aiken, A. C., Gonin, M., Fuhrer, K., Horvath, T., Docherty, K. S., Worsnop, D. R., and Jimenez, J. L.: Field-deployable, high-resolution, time-of-flight aerosol mass spectrometer, *Anal. Chem.*, 78, 8281–8289, <https://doi.org/10.1021/ac061249n>, 2006.
- 750 Donahue, N. M., Epstein, S. a., Pandis, S. N., and Robinson, a. L.: A two-dimensional volatility basis set: 1. organic-aerosol mixing thermodynamics, *Atmos. Chem. Phys.*, 11, 3303–3318, <https://doi.org/10.5194/acp-11-3303-2011>, 2011.
- Drewnick, F., Hings, S. S., DeCarlo, P., Jayne, J. T., Gonin, M., Fuhrer, K., Weimer, S., Jimenez, J. L., Demerjian, K. L., Borrmann, S., and Worsnop, D. R.: A new time-of-flight aerosol mass spectrometer (TOF-AMS) - Instrument description and first field deployment, *Aerosol Sci. Technol.*, 39, 637–658, <https://doi.org/10.1080/02786820500182040>, 2005.
- 755 Drewnick, F., Hings, S. S., Alfarra, M. R., Prevot, A. S. H., and Borrmann, S.: Atmospheric Measurement Techniques Aerosol quantification with the Aerodyne Aerosol Mass Spectrometer: detection limits and ionizer background effects, *Atmos. Meas. Tech.*, 2, 33–46, 2009.
- 760 Ehn, M., Thornton, J. A., Kleist, E., Sipila, M., Junninen, H., Pullinen, I., Springer, M., Rubach, F., Tillmann, R., Lee, B., Lopez-Hilfiker, F., Andres, S., Acir, I. H., Rissanen, M., Jokinen, T., Schobesberger, S., Kangasluoma, J., Kontkanen, J., Nieminen, T., Kurten, T., Nielsen, L. B., Jorgensen, S., Kjaergaard, H. G., Canagaratna, M., Dal Maso, M., Berndt, T., Petaja, T., Wahner, A., Kerminen, V. M., Kulmala, M., Worsnop, D. R., Wildt, J., and Mentel, T. F.: A large source of low-volatility secondary organic aerosol, *Nature*, 506, 476–479, <https://doi.org/10.1038/Nature13032>, 2014.
- 765 Eichler, P., Müller, M., D’Anna, B., and Wisthaler, A.: A novel inlet system for online chemical analysis of semi-volatile submicron particulate matter, *Atmos. Meas. Tech.*, 8, 1353–1360, <https://doi.org/10.5194/AMT-8-1353-2015>, 2015.
- Fiorentino, E. A., Wortham, H., and Sartelet, K.: Combining homogeneous and heterogeneous chemistry to model inorganic compound concentrations in indoor environments: The H₂I model (v1.0), *Geosci. Model Dev.*, 14, 2747–2780, <https://doi.org/10.5194/GMD-14-2747-2021>, 2021.
- 770 Fittschen, C., Frenzel, A., Imrik, K., and Devolder, P.: Rate constants for the reactions of C₂H₅O, i-C₃H₇O, and n-C₃H₇O with NO and O₂ as a function of temperature, *Int. J. Chem. Kinet.*, 31, 860–866, [https://doi.org/10.1002/\(SICI\)1097-4601\(1999\)31:12<860::AID-KIN4>3.0.CO;2-E](https://doi.org/10.1002/(SICI)1097-4601(1999)31:12<860::AID-KIN4>3.0.CO;2-E), 1999.
- Forstner, H. J. L., Flagan, R. C., and Seinfeld, J. H.: Secondary organic aerosol from the photooxidation of aromatic hydrocarbons: Molecular composition, *Environ. Sci. Technol.*, 31, 1345–1358, <https://doi.org/10.1021/es9605376>, 1997.
- 775 Fredenslund, A., Jones, R. L., and Prausnitz, J. M.: Group-contribution estimation of activity coefficients in nonideal liquid mixtures, *AIChE J.*, 21, 1086–1099, <https://doi.org/10.1002/aic.690210607>, 1975.
- Gelencsér, A., May, B., Simpson, D., Sánchez-Ochoa, A., Kasper-Giebl, A., Puxbaum, H., Caseiro, A., Pio, C., and Legrand,



- 780 M.: Source apportionment of PM_{2.5} organic aerosol over Europe: Primary/secondary, natural/anthropogenic, and fossil/biogenic origin, *J. Geophys. Res.*, 112, D23S04, <https://doi.org/10.1029/2006JD008094>, 2007.
- Gkatzelis, G. I., Tillmann, R., Hohaus, T., Müller, M., Eichler, P., Xu, K.-M., Schlag, P., Schmitt, S. H., Wegener, R., Kaminski, M., Holzinger, R., Wisthaler, A., and Kiendler-Scharr, A.: Comparison of three aerosol chemical characterization techniques utilizing PTR-ToF-MS: a study on freshly formed and aged biogenic SOA, *Atmos. Meas. Tech.*, 11, 1481–1500, <https://doi.org/10.5194/amt-11-1481-2018>, 2018a.
- 785 Gkatzelis, G. I., Hohaus, T., Tillmann, R., Gensch, I., Müller, M., Eichler, P., Xu, K.-M., Schlag, P., Schmitt, S. H., Yu, Z., Wegener, R., Kaminski, M., Holzinger, R., Wisthaler, A., and Kiendler-Scharr, A.: Gas-to-particle partitioning of major biogenic oxidation products: a study on freshly formed and aged biogenic SOA, *Atmos. Chem. Phys.*, 18, 12969–12989, <https://doi.org/10.5194/acp-18-12969-2018>, 2018b.
- Goliff, W. S., Stockwell, W. R., and Lawson, C. V.: The regional atmospheric chemistry mechanism, version 2, *Atmos. Environ.*, 68, 174–185, <https://doi.org/10.1016/j.atmosenv.2012.11.038>, 2013.
- Graus, M., Müller, M., and Hansel, A.: High Resolution PTR-TOF: Quantification and Formula Confirmation of VOC in Real Time, *J Am Soc Mass Spectrom*, 21, 1037–1044, <https://doi.org/10.1016/j.jasms.2010.02.006>, 2010.
- 795 De Haan, D. O., Jimenez, N. G., de Loera, A., Cazaunau, M., Gratien, A., Pangui, E., and Doussin, J.-F.: Methylglyoxal Uptake Coefficients on Aqueous Aerosol Surfaces, *J. Phys. Chem. A*, 122, 4854–4860, <https://doi.org/10.1021/acs.jpca.8b00533>, 2018.
- Hamilton, J. F., Webb, P. J., Lewis, A. C., and Reviejo, M. M.: Quantifying small molecules in secondary organic aerosol formed during the photo-oxidation of toluene with hydroxyl radicals, *Atmos. Environ.*, 39, 7263–7275, <https://doi.org/10.1016/J.ATMOSENV.2005.09.006>, 2005.
- 800 Han, S., Bian, H., Zhang, Y., Wu, J., Wang, Y., Tie, X., Li, Y., Li, X., and Yao, Q.: Effect of Aerosols on Visibility and Radiation in Spring 2009 in Tianjin, China, *Aerosol Air Qual. Res.*, 12, 211–217, <https://doi.org/10.4209/aaqr.2011.05.0073>, 2012.
- Hildebrandt, L., Donahue, N. M., and Pandis, S. N.: High formation of secondary organic aerosol from the photo-oxidation of toluene, *Atmos. Chem. Phys.*, 9, 2973–2986, <https://doi.org/10.5194/acp-9-2973-2009>, 2009.
- 805 Hu, D., Bian, Q., Li, T. W. Y., Lau, A. K. H., and Yu, J. Z.: Contributions of isoprene, monoterpenes, β -caryophyllene, and toluene to secondary organic aerosols in Hong Kong during the summer of 2006, *J. Geophys. Res. Atmos.*, 113, 22206, <https://doi.org/10.1029/2008JD010437>, 2008.
- Hu, J., Chen, Z., Qin, X., and Dong, P.: Reversible and irreversible gas-particle partitioning of dicarbonyl compounds observed in the real atmosphere, *Atmos. Chem. Phys.*, 22, 6971–6987, <https://doi.org/10.5194/acp-22-6971-2022>, 2022.
- 810 Huang, Y., Zhao, R., Charan, S. M., Kenseth, C. M., Zhang, X., and Seinfeld, J. H.: Unified Theory of Vapor-Wall Mass Transport in Teflon-Walled Environmental Chambers, *Environ. Sci. Technol.*, 52, 2134–2142, <https://doi.org/10.1021/acs.est.7b05575>, 2018.
- Jacob, D.: Heterogeneous chemistry and tropospheric ozone, *Atmos. Environ.*, 34, 2131–2159, [https://doi.org/10.1016/S1352-2310\(99\)00462-8](https://doi.org/10.1016/S1352-2310(99)00462-8), 2000.
- 815 Jang, M. and Kamens, R. M.: Characterization of secondary aerosol from the photooxidation of toluene in the presence of NO_x and 1-propene, *Environ. Sci. Technol.*, 35, 3626–3639, <https://doi.org/10.1021/es010676+>, 2001.
- Jenkin, M. E., Saunders, S. M., Wagner, V., and Pilling, M. J.: Protocol for the development of the Master Chemical Mechanism, MCM v3 (Part B): tropospheric degradation of aromatic volatile organic compounds, *Atmos. Chem. Phys.*, 3, 181–193, <https://doi.org/10.5194/acp-3-181-2003>, 2003.



- 820 Jenkin, M. E., Valorso, R., Aumont, B., Rickard, A. R., and Wallington, T. J.: Estimation of rate coefficients and branching ratios for gas-phase reactions of OH with aliphatic organic compounds for use in automated mechanism construction, *Atmos. Chem. Phys.*, 18, 9297–9328, <https://doi.org/10.5194/acp-18-9297-2018>, 2018.
- Jenkin, M. E., Valorso, R., Aumont, B., and Rickard, A. R.: Estimation of rate coefficients and branching ratios for reactions of organic peroxy radicals for use in automated mechanism construction, *Atmos. Chem. Phys.*, 19, 7691–7717, <https://doi.org/10.5194/acp-19-7691-2019>, 2019.
- 825
- Jimenez, J. L., Canagaratna, M. R., Donahue, N. M., Prevot, A. S. H., Zhang, Q., Kroll, J. H., DeCarlo, P. F., Allan, J. D., Coe, H., Ng, N. L., Aiken, A. C., Docherty, K. S., Ulbrich, I. M., Grieshop, A. P., Robinson, A. L., Duplissy, J., Smith, J. D., Wilson, K. R., Lanz, V. A., Hueglin, C., Sun, Y. L., Tian, J., Laaksonen, A., Raatikainen, T., Rautiainen, J., Vaattovaara, P., Ehn, M., Kulmala, M., Tomlinson, J. M., Collins, D. R., Cubison, M. J., Dunlea, E. J., Huffman, J. A., Onasch, T. B., Alfarra, M. R., Williams, P. I., Bower, K., Kondo, Y., Schneider, J., Drewnick, F., Borrmann, S., Weimer, S., Demerjian, K., Salcedo, D., Cottrell, L., Griffin, R., Takami, A., Miyoshi, T., Hatakeyama, S., Shimojo, A., Sun, J. Y., Zhang, Y. M., Dzepina, K., Kimmel, J. R., Sueper, D., Jayne, J. T., Herndon, S. C., Trimborn, A. M., Williams, L. R., Wood, E. C., Middlebrook, A. M., Kolb, C. E., Baltensperger, U., and Worsnop, D. R.: Evolution of organic aerosols in the atmosphere., *Science* (80-.), 326, 1525–9, <https://doi.org/10.1126/science.1180353>, 2009.
- 830
- 835 Johnson, J. R.: *Organic Synthesis* (Vol. XIX, p. 64), Wiley (Ed.), New York, 1939.
- Jordan, A., Haidacher, S., Hanel, G., Hartungen, E., Märk, L., Seehauser, H., Schotchkowsky, R., Sulzer, P., and Märk, T. D.: A high resolution and high sensitivity proton-transfer-reaction time-of-flight mass spectrometer (PTR-TOF-MS), *Int. J. Mass Spectrom.*, 286, 122–128, <https://doi.org/10.1016/J.IJMS.2009.07.005>, 2009.
- Kamens, R. M., Zhang, H., Chen, E. H., Zhou, Y., Parikh, H. M., Wilson, R. L., Galloway, K. E., and Rosen, E. P.: Secondary organic aerosol formation from toluene in an atmospheric hydrocarbon mixture: Water and particle seed effects, *Atmos. Environ.*, 45, 2324–2334, <https://doi.org/10.1016/j.atmosenv.2010.11.007>, 2011.
- 840
- Kelly, J. L., Michelangeli, D. V., Makar, P. A., Hastie, D. R., Mozurkewich, M., and Auld, J.: Aerosol speciation and mass prediction from toluene oxidation under high NO_x conditions, *Atmos. Environ.*, 44, 361–369, <https://doi.org/10.1016/J.ATMOSENV.2009.10.035>, 2010.
- 845
- Kim, Y., Couvidat, F., Sartelet, K., and Seigneur, C.: Comparison of Different Gas-Phase Mechanisms and Aerosol Modules for Simulating Particulate Matter Formation, *J. Air Waste Manage. Assoc.*, 61, 1218–1226, <https://doi.org/10.1080/10473289.2011.603999>, 2011.
- Kleindienst, T. E., Conner, T. S., McIver, C. D., and Edney, E. O.: Determination of secondary organic aerosol products from the photooxidation of toluene and their implications in ambient PM_{2.5}, *J. Atmos. Chem.*, 47, 79–100, <https://doi.org/10.1023/B:JOCH.0000012305.94498.28>, 2004.
- 850
- Klotz, B., Sørensen, S., Barnes, I., Becker, K. H., Etzkorn, T., Volkamer, R., Platt, U., Wirtz, K., and Martin-Reviejo, M.: Atmospheric oxidation of toluene in a large-volume outdoor photoreactor: In situ determination of ring-retaining product yields, *J. Phys. Chem. A*, 102, 10289–10299, <https://doi.org/10.1021/jp982719n>, 1998.
- Kostenidou, E., Karnezi, E., Hite, J., Bougiatioti, A., Cerully, K., Xu, L., Ng, N., Nenes, A., and Pandis, S.: Organic aerosol in the summertime southeastern United States: Components and their link to volatility distribution, oxidation state and hygroscopicity, *Atmos. Chem. Phys.*, 18, 5799–5819, <https://doi.org/10.5194/ACP-18-5799-2018>, 2018.
- 855
- Krechmer, J. E., Pagonis, D., Ziemann, P. J., and Jimenez, J. L.: Quantification of Gas-Wall Partitioning in Teflon Environmental Chambers Using Rapid Bursts of Low-Volatility Oxidized Species Generated in Situ, *Environ. Sci. Technol.*, 50, 5757–5765, <https://doi.org/10.1021/acs.est.6b00606>, 2016.
- 860
- Kroll, J. H., Donahue, N. M., Jimenez, J. L., Kessler, S. H., Canagaratna, M. R., Wilson, K. R., Altieri, K. E., Mazzoleni, L. R., Wozniak, A. S., Bluhm, H., Mysak, E. R., Smith, J. D., Kolb, C. E., and Worsnop, D. R.: Carbon oxidation state as



a metric for describing the chemistry of atmospheric organic aerosol., *Nat. Chem.*, 3, 133–139, <https://doi.org/10.1038/nchem.948>, 2011.

865 La, Y. S., Camredon, M., Ziemann, P. J., Valorso, R., Matsunaga, A., Lannuque, V., Lee-Taylor, J., Hodzic, A., Madronich, S., and Aumont, B.: Impact of chamber wall loss of gaseous organic compounds on secondary organic aerosol formation: Explicit modeling of SOA formation from alkane and alkene oxidation, *Atmos. Chem. Phys.*, 16, 1417–1431, <https://doi.org/10.5194/acp-16-1417-2016>, 2016.

870 Lannuque, V., Camredon, M., Couvidat, F., Hodzic, A., Valorso, R., Madronich, S., Bessagnet, B., and Aumont, B.: Exploration of the influence of environmental conditions on secondary organic aerosol formation and organic species properties using explicit simulations: development of the VBS-GECKO parameterization, *Atmos. Chem. Phys.*, 18, 13411–13428, <https://doi.org/10.5194/acp-18-13411-2018>, 2018.

Lannuque, V., D’Anna, B., Couvidat, F., Valorso, R., and Sartelet, K.: Improvement in modeling of OH and HO₂ radical concentrations during toluene and xylene oxidation with racm2 using mcm/gecko-a, *Atmosphere (Basel)*, 12, 732, <https://doi.org/10.3390/atmos12060732>, 2021.

875 Lee, S. C., Chiu, M. Y., Ho, K. F., Zou, S. C., and Wang, X.: Volatile organic compounds (VOCs) in urban atmosphere of Hong Kong, *Chemosphere*, 48, 375–382, [https://doi.org/10.1016/S0045-6535\(02\)00040-1](https://doi.org/10.1016/S0045-6535(02)00040-1), 2002.

880 Leglise, J., Müller, M., Piel, F., Otto, T., and Wisthaler, A.: Bulk Organic Aerosol Analysis by Proton-Transfer-Reaction Mass Spectrometry: An Improved Methodology for the Determination of Total Organic Mass, O:C and H:C Elemental Ratios, and the Average Molecular Formula, *Anal. Chem.*, 91, 12619–12624, <https://doi.org/10.1021/acs.analchem.9b02949>, 2019.

Li, Y., Zhao, J., Wang, Y., Seinfeld, J. H., and Zhang, R.: Multigeneration Production of Secondary Organic Aerosol from Toluene Photooxidation, *Environ. Sci. Technol.*, 55, 8592–8603, <https://doi.org/10.1021/acs.est.1c02026>, 2021a.

885 Li, Y., Ji, Y., Zhao, J., Wang, Y., Shi, Q., Peng, J., Wang, Y., Wang, C., Zhang, F., Wang, Y., Seinfeld, J. H., and Zhang, R.: Unexpected Oligomerization of Small α -Dicarbonyls for Secondary Organic Aerosol and Brown Carbon Formation, *Environ. Sci. Technol.*, 55, 4430–4439, <https://doi.org/10.1021/acs.est.0c08066>, 2021b.

Lim, C. C., Hayes, R. B., Ahn, J., Shao, Y., Silverman, D. T., Jones, R. R., Garcia, C., and Thurston, G. D.: Association between long-term exposure to ambient air pollution and diabetes mortality in the US, *Environ. Res.*, 165, 330–336, <https://doi.org/10.1016/J.ENVRES.2018.04.011>, 2018.

890 Lim, S. S., Vos, T., Flaxman, A. D., Danaei, G., Shibuya, K., Adair-Rohani, H., AlMazroa, M. A., Amann, M., Anderson, H. R., Andrews, K. G., Aryee, M., Atkinson, C., Bacchus, L. J., Bahalim, A. N., Balakrishnan, K., Balmes, J., Barker-Collo, S., Baxter, A., Bell, M. L., Blore, J. D., Blyth, F., Bonner, C., Borges, G., Bourne, R., Boussinesq, M., Brauer, M., Brooks, P., Bruce, N. G., Brunekreef, B., Bryan-Hancock, C., Bucello, C., Buchbinder, R., Bull, F., Burnett, R. T., Byers, T. E., Calabria, B., Carapetis, J., Carnahan, E., Chafe, Z., Charlson, F., Chen, H., Chen, J. S., Cheng, A. T.-A., Child, J. C., Cohen, A., Colson, K. E., Cowie, B. C., Darby, S., Darling, S., Davis, A., Degenhardt, L., Dentener, F., 895 Des Jarlais, D. C., Devries, K., Dherani, M., Ding, E. L., Dorsey, E. R., Driscoll, T., Edmond, K., Ali, S. E., Engell, R. E., Erwin, P. J., Fahimi, S., Falder, G., Farzadfar, F., Ferrari, A., Finucane, M. M., Flaxman, S., Fowkes, F. G. R., Freedman, G., Freeman, M. K., Gakidou, E., Ghosh, S., Giovannucci, E., Gmel, G., Graham, K., Grainger, R., Grant, B., Gunnell, D., Gutierrez, H. R., Hall, W., Hoek, H. W., Hogan, A., Hosgood, H. D., Hoy, D., Hu, H., Hubbell, B. J., Hutchings, S. J., Ibeanusi, S. E., Jacklyn, G. L., Jasrasaria, R., Jonas, J. B., Kan, H., Kanis, J. A., Kassebaum, N., 900 Kawakami, N., Khang, Y.-H., Khatibzadeh, S., Khoo, J.-P., et al.: A comparative risk assessment of burden of disease and injury attributable to 67 risk factors and risk factor clusters in 21 regions, 1990–2010: a systematic analysis for the Global Burden of Disease Study 2010, *Lancet*, 380, 2224–2260, [https://doi.org/10.1016/S0140-6736\(12\)61766-8](https://doi.org/10.1016/S0140-6736(12)61766-8), 2012.

Liu, X., Day, D. A., Krechmer, J. E., Brown, W., Peng, Z., Ziemann, P. J., and Jimenez, J. L.: Direct measurements of semi-



- 905 volatile organic compound dynamics show near-unity mass accommodation coefficients for diverse aerosols, *Commun. Chem.* 2019 21, 2, 1–9, <https://doi.org/10.1038/s42004-019-0200-x>, 2019.
- Malley, C. S., Kuylenstierna, J. C. I., Vallack, H. W., Henze, D. K., Blencowe, H., and Ashmore, M. R.: Preterm birth associated with maternal fine particulate matter exposure: A global, regional and national assessment, *Environ. Int.*, 101, 173–182, <https://doi.org/10.1016/j.envint.2017.01.023>, 2017.
- 910 Mao, J., Ren, X., Brune, W. H., Olson, J. R., Crawford, J. H., Fried, A., Huey, L. G., Cohen, R. C., Heikes, B., Singh, H. B., Blake, D. R., Sachse, G. W., Diskin, G. S., Hall, S. R., and Shetter, R. E.: Airborne measurement of OH reactivity during INTEX-B, *Atmos. Chem. Phys.*, 9, 163–173, <https://doi.org/10.5194/acp-9-163-2009>, 2009.
- Marrero-Ortiz, W., Hu, M., Du, Z., Ji, Y., Wang, Y., Guo, S., Lin, Y., Gomez-Hernandez, M., Peng, J., Li, Y., Secret, J., Zamora, M. L., Wang, Y., An, T., and Zhang, R.: Formation and Optical Properties of Brown Carbon from Small α -Dicarbonyls and Amines, *Environ. Sci. Technol.*, 53, 117–126, <https://doi.org/10.1021/acs.est.8b03995>, 2019.
- 915 Molteni, U., Bianchi, F., Klein, F., El Haddad, I., Frege, C., Rossi, M. J., Dommen, J., and Baltensperger, U.: Formation of highly oxygenated organic molecules from aromatic compounds, *Atmos. Chem. Phys.*, 18, 1909–1921, <https://doi.org/10.5194/acp-18-1909-2018>, 2018.
- Müller, M., Graus, M., Wisthaler, A., Hansel, A., Metzger, A., Dommen, J., and Baltensperger, U.: Analysis of high mass resolution PTR-TOF mass spectra from 1,3,5-trimethylbenzene (TMB) environmental chamber experiments, *Atmos. Chem. Phys.*, 12, 829–843, <https://doi.org/10.5194/acp-12-829-2012>, 2012.
- 920 Müller, M., Mikoviny, T., Jud, W., D’Anna, B., and Wisthaler, A.: A new software tool for the analysis of high resolution PTR-TOF mass spectra, *Chemom. Intell. Lab. Syst.*, 127, 158–165, <https://doi.org/10.1016/J.CHEMOLAB.2013.06.011>, 2013.
- 925 Müller, M., Eichler, P., D’Anna, B., Tan, W., and Wisthaler, A.: Direct Sampling and Analysis of Atmospheric Particulate Organic Matter by Proton-Transfer-Reaction Mass Spectrometry, *Anal. Chem.*, 89, 10889–10897, <https://doi.org/10.1021/acs.analchem.7b02582>, 2017.
- Murphy, B. N., Donahue, N. M., Fountoukis, C., Dall’osto, M., O’dowd, C., Kiendler-Scharr, A., and Pandis, S. N.: Atmospheric Chemistry and Physics Functionalization and fragmentation during ambient organic aerosol aging: application of the 2-D volatility basis set to field studies, *Atmos. Chem. Phys.*, 12, 10797–10816, <https://doi.org/10.5194/acp-12-10797-2012>, 2012.
- 930 Nannoolal, Y., Rarey, J., and Ramjugernath, D.: Estimation of pure component properties: Part 3. Estimation of the vapor pressure of non-electrolyte organic compounds via group contributions and group interactions, *Fluid Phase Equilib.*, 269, 117–133, <https://doi.org/10.1016/j.fluid.2008.04.020>, 2008.
- 935 Ng, N. L., Chhabra, P. S., Chan, a. W. H., Surratt, J. D., Kroll, J. H., Kwan, a. J., McCabe, D. C., Wennberg, P. O., Sorooshian, A., Murphy, S. M., Dalleska, N. F., Flagan, R. C., and Seinfeld, J. H.: Effect of NO_x level on secondary organic aerosol (SOA) formation from the photooxidation of terpenes, *Atmos. Chem. Phys.*, 7, 5159–5174, <https://doi.org/10.5194/acpd-7-10131-2007>, 2007.
- Nishino, N., Arey, J., and Atkinson, R.: Formation yields of glyoxal and methylglyoxal from the gas-phase OH radical-initiated reactions of toluene, xylenes, and trimethylbenzenes as a function of NO₂ concentration, *J. Phys. Chem. A*, 114, 10140–10147, <https://doi.org/10.1021/jp105112h>, 2010.
- 940 Platz, J., Nielsen, O. J., Wallington, T. J., Ball, J. C., Hurley, M. D., Straccia, A. M., Schneider, W. F., and Sehested, J.: Atmospheric Chemistry of the Phenoxy Radical, C₆H₅O(•): UV Spectrum and Kinetics of Its Reaction with NO, NO₂, and O₂, *J. Phys. Chem. A*, 102, 7964–7974, <https://doi.org/10.1021/jp9822211>, 1998.
- 945 Raff, J. D. and Finlayson-Pitts, B. J.: Hydroxyl Radical Quantum Yields from Isopropyl Nitrite Photolysis in Air, *Environ.*



- Sci. Technol., 44, 8150–8155, <https://doi.org/10.1021/es102218d>, 2010.
- Sartelet, K., Couvidat, F., Wang, Z., Flageul, C., and Kim, Y.: SSH-Aerosol v1.1: A Modular Box Model to Simulate the Evolution of Primary and Secondary Aerosols, *Atmosphere (Basel)*, 11, 525, <https://doi.org/10.3390/atmos11050525>, 2020.
- 950 Sato, K., Hatakeyama, S., and Imamura, T.: Secondary Organic Aerosol Formation during the Photooxidation of Toluene: NO_x Dependence of Chemical Composition, *J. Phys. Chem. A*, 111, 9796–9808, <https://doi.org/10.1021/jp071419f>, 2007.
- Schwantes, R. H., Schilling, K. A., Mcvay, R. C., Lignell, H., Coggon, M. M., Zhang, X., Wennberg, P. O., and Seinfeld, J. H.: Formation of highly oxygenated low-volatility products from cresol oxidation, *Atmos. Chem. Phys.*, 17, 3453–3474, <https://doi.org/10.5194/acp-17-3453-2017>, 2017.
- 955 Seigneur, C.: *Air Pollution*, Cambridge University Press, <https://doi.org/10.1017/9781108674614>, 2019.
- Singh, H. B., Salas, L., Viezee, W., Sitton, B., and Ferek, R.: Measurement of volatile organic chemicals at selected sites in California, *Atmos. Environ. Part A, Gen. Top.*, 26, 2929–2946, [https://doi.org/10.1016/0960-1686\(92\)90285-S](https://doi.org/10.1016/0960-1686(92)90285-S), 1992.
- Skorokhod, A. I., Berezina, E. V., Moiseenko, K. B., Elansky, N. F., and Belikov, I. B.: Benzene and toluene in the surface air of northern Eurasia from TROICA-12 campaign along the Trans-Siberian Railway, *Atmos. Chem. Phys.*, 17, 5501–5514, <https://doi.org/10.5194/ACP-17-5501-2017>, 2017.
- 960 Suh, I., Zhang, D., Zhang, R., Molina, L. T., and Molina, M. J.: Theoretical study of OH addition reaction to toluene, *Chem. Phys. Lett.*, 364, 454–462, [https://doi.org/10.1016/S0009-2614\(02\)01364-7](https://doi.org/10.1016/S0009-2614(02)01364-7), 2002.
- Takekawa, H., Minoura, H., and Yamazaki, S.: Temperature dependence of secondary organic aerosol formation by photo-oxidation of hydrocarbons, *Atmos. Environ.*, 37, 3413–3424, [https://doi.org/10.1016/S1352-2310\(03\)00359-5](https://doi.org/10.1016/S1352-2310(03)00359-5), 2003.
- 965 Tao, Z. and Li, Z.: A kinetics study on reactions of C₆H₅O with C₆H₅O and O₃ at 298 K, *Int. J. Chem. Kinet.*, 31, 65–72, [https://doi.org/10.1002/\(SICI\)1097-4601\(1999\)31:1<65::AID-KIN8>3.0.CO;2-J](https://doi.org/10.1002/(SICI)1097-4601(1999)31:1<65::AID-KIN8>3.0.CO;2-J), 1999.
- Tuazon, E. C., Atkinson, R., Leod, H. Mac, Biermann, H. W., Winer, A. M., Carter, W. P. L., and Pitts, J. N.: Yields of Glyoxal and Methylglyoxal from the NO_x-Air Photooxidations of Toluene and m- and p-Xylene, *Environ. Sci. Technol.*, 18, 981–984, <https://doi.org/10.1021/es00130a017>, 1984.
- 970 US Environmental Protection Agency: Health Effects Note-book for Hazardous Air Pollutants, <https://www.epa.gov/sites/default/files/2016-09/documents/toluene.pdf>, (last access: 13 March 2023), 2012.
- Valorso, R., Aumont, B., Camredon, M., Raventos-Duran, T., Mouchel-Vallon, C., Ng, N. L., Seinfeld, J. H., Lee-Taylor, J., and Madronich, S.: Explicit modelling of SOA formation from α -pinene photooxidation: Sensitivity to vapour pressure estimation, *Atmos. Chem. Phys.*, 11, 6895–6910, <https://doi.org/10.5194/acp-11-6895-2011>, 2011.
- 975 Vereecken, L. and Peeters, J.: Decomposition of substituted alkoxy radicals—part I: a generalized structure–activity relationship for reaction barrier heights, *Phys. Chem. Chem. Phys.*, 11, 9062, <https://doi.org/10.1039/b909712k>, 2009.
- Wagner, V., Jenkin, M. E., Saunders, S. M., Stanton, J., Wirtz, K., and Pilling, M. J.: Modelling of the photooxidation of toluene: Conceptual ideas for validating detailed mechanisms, *Atmos. Chem. Phys.*, 3, 89–106, <https://doi.org/10.5194/acp-3-89-2003>, 2003.
- 980 Wang, M., Chen, D., Xiao, M., Ye, Q., Stolzenburg, D., Hofbauer, V., Ye, P., Vogel, A. L., Mauldin, R. L., Amorim, A., Baccarini, A., Baumgartner, B., Brilke, S., Dada, L., Dias, A., Duplissy, J., Finkenzeller, H., Garmash, O., He, X.-C., Hoyle, C. R., Kim, C., Kvashnin, A., Lehtipalo, K., Fischer, L., Molteni, U., Petäjä, T., Pospisilova, V., Quéléver, L. L. J., Rissanen, M., Simon, M., Tauber, C., Tomé, A., Wagner, A. C., Weitz, L., Volkamer, R., Winkler, P. M., Kirkby, J., Worsnop, D. R., Kulmala, M., Baltensperger, U., Dommen, J., El-Haddad, I., and Donahue, N. M.: Photo-
- 985



oxidation of Aromatic Hydrocarbons Produces Low-Volatility Organic Compounds, *Environ. Sci. Technol.*, 54, 7911–7921, <https://doi.org/10.1021/acs.est.0c02100>, 2020.

- 990 Wang, S., Wu, R., Berndt, T., Ehn, M., and Wang, L.: Formation of Highly Oxidized Radicals and Multifunctional Products from the Atmospheric Oxidation of Alkylbenzenes, *Environ. Sci. Technol.*, 51, 8442–8449, <https://doi.org/10.1021/acs.est.7b02374>, 2017.
- Wang, Z., Couvidat, F., and Sartelet, K.: GENERator of reduced Organic Aerosol mechanism (GENOA v1.0): an automatic generation tool of semi-explicit mechanisms, *Geosci. Model Dev*, 15, 8957–8982, <https://doi.org/10.5194/gmd-15-8957-2022>, 2022.
- 995 White, S. J., Jamie, I. M., and Angove, D. E.: Chemical characterisation of semi-volatile and aerosol compounds from the photooxidation of toluene and NO_x, *Atmos. Environ.*, 83, 237–244, <https://doi.org/10.1016/J.ATMOSENV.2013.11.023>, 2014.
- Wu, R., Pan, S., Li, Y., and Wang, L.: Atmospheric Oxidation Mechanism of Toluene, *J. Phys. Chem. A*, 118, 4533–4547, <https://doi.org/10.1021/JP500077F>, 2014.
- 1000 Xu, J., Griffin, R. J., Liu, Y., Nakao, S., and Cocker, D. R.: Simulated impact of NO_x on SOA formation from oxidation of toluene and m-xylene, *Atmos. Environ.*, 101, 217–225, <https://doi.org/10.1016/J.ATMOSENV.2014.11.008>, 2015.
- Yamasaki, H., Kuwata, K., and Miyamoto, H.: Effects of ambient temperature on aspects of airborne polycyclic aromatic hydrocarbons, *Environ. Sci. Technol.*, 16, 189–194, <https://doi.org/10.1021/es00098a003>, 1982.
- 1005 Yan, Y., Cabrera-Perez, D., Lin, J., Pozzer, A., Hu, L., Millet, D. B., Porter, W. C., and Lelieveld, J.: Global tropospheric effects of aromatic chemistry with the SAPRC-11 mechanism implemented in GEOS-Chem version 9-02, *Geosci. Model Dev.*, 12, 111–130, <https://doi.org/10.5194/GMD-12-111-2019>, 2019.
- Zaytsev, A., Koss, A. R., Breitenlechner, M., Krechmer, J. E., Nihill, K. J., Lim, C. Y., Rowe, J. C., Cox, J. L., Moss, J., Roscioli, J. R., Canagaratna, M. R., Worsnop, D. R., Kroll, J. H., Keutsch, F. N., and Paulson, J. A.: Mechanistic study of the formation of ring-retaining and ring-opening products from the oxidation of aromatic compounds under urban atmospheric conditions, *Atmos. Chem. Phys.*, 19, 15117–15129, <https://doi.org/10.5194/acp-19-15117-2019>, 2019.
- 1010 Zhang, R., Wang, G., Guo, S., Zamora, M. L., Ying, Q., Lin, Y., Wang, W., Hu, M., and Wang, Y.: Formation of Urban Fine Particulate Matter, *Chem. Rev.*, 115, 3803–3855, <https://doi.org/10.1021/acs.chemrev.5b00067>, 2015a.
- Zhang, X., Schwantes, R. H., McVay, R. C., Lignell, H., Coggon, M. M., Flagan, R. C., and Seinfeld, J. H.: Vapor wall deposition in Teflon chambers, *Atmos. Chem. Phys.*, 15, 4197–4214, <https://doi.org/10.5194/ACP-15-4197-2015>, 2015b.
- 1015 Zhu, S., Sartelet, K. N., and Seigneur, C.: A size-composition resolved aerosol model for simulating the dynamics of externally mixed particles: SCRAM (v 1.0), *Geosci. Model Dev.*, 8, 1595–1612, <https://doi.org/10.5194/GMD-8-1595-2015>, 2015.
- Zuend, A., Marcolli, C., Luo, B. P., and Peter, T.: A thermodynamic model of mixed organic-inorganic aerosols to predict activity coefficients, *Atmos. Chem. Phys.*, 8, 4559–4593, <https://doi.org/10.5194/acp-8-4559-2008>, 2008.