



HAL
open science

On the Intelligent Proportional Controller Applied to Linear Systems

Mohamed Camil Belhadjoudja, Mohamed Maghenem, Emmanuel Witrant

► **To cite this version:**

Mohamed Camil Belhadjoudja, Mohamed Maghenem, Emmanuel Witrant. On the Intelligent Proportional Controller Applied to Linear Systems. CDC 2023 - 62nd IEEE Conference on Decision and Control, IEEE, Dec 2023, Marina Bay Sands, Singapore. pp.938-943, 10.1109/CDC49753.2023.10383795 . hal-04302931

HAL Id: hal-04302931

<https://hal.science/hal-04302931>

Submitted on 20 Jan 2024

HAL is a multi-disciplinary open access archive for the deposit and dissemination of scientific research documents, whether they are published or not. The documents may come from teaching and research institutions in France or abroad, or from public or private research centers.

L'archive ouverte pluridisciplinaire **HAL**, est destinée au dépôt et à la diffusion de documents scientifiques de niveau recherche, publiés ou non, émanant des établissements d'enseignement et de recherche français ou étrangers, des laboratoires publics ou privés.

On the Intelligent Proportional Controller Applied to Linear Systems

M. C. Belhadjoudja, M. Maghenem, and E. Witrant

Abstract—We analyze in this paper the effect of the well-known *intelligent proportional controller* on the stability of linear control systems. Inspired by the literature on neutral time-delay systems and advanced-type systems, we derive sufficient conditions on the order of the control system, under which, the used controller fails to achieve exponential stability. Furthermore, we obtain conditions, relating the system's and the control parameters, such that the closed-loop system is either unstable or not exponentially stable. After that, we provide cases where the used controller achieves exponential stability. The obtained results are illustrated on an experimental benchmark that consists of an electronic throttle valve.

I. INTRODUCTION

Model-free control (MFC) aims to regulate control systems with unknown dynamical equations. The MFC that we consider here has been introduced in [1], [2]; see also [3], [4] for more recent formulations. Generally speaking, this approach consists of relating the input and the output by an equation, known as *the ultra-local form*, involving the output (and its time derivatives), the input, and an unknown function lumping whatever is unknown in the system [1]. As a result, the control input is composed of two parts: a first part designed to compensate for the unknown function, and a second part that consists of a classical linear controller, usually, a PID controller. The resulting controller is known as the *intelligent PID* controller. This class of controllers has been tested both numerically and experimentally on different classes of systems, such as automotive engines [5], automated vehicles [6] and fault accommodation in greenhouses [7]. This being said other types of MFC techniques are available in the literature; see [8].

Due to its easy implementation, as opposed to more advanced control strategies, MFC using intelligent PIDs is increasingly applied. However, despite this growing popularity, the rigorous analysis of these controllers is still at its early stage, to the best of our knowledge. Indeed, the stability guarantees for the resulting closed-loop system remain, mostly, unexplored. Some results along this direction have been obtained, for example, in [9], where links between the sampled intelligent PID controller and the sampled classical PID controller in velocity form are established. In [10], the robustness of intelligent PIDs is studied via sensitivity analysis. In [11], the discretized closed loop using MFC is shown to coincide with the Euler forward approximation of a certain class of systems. The stability

of the latter class of systems is then analyzed. However, these conclusions do not necessarily extend to the original closed-loop system under MFC. On the other hand, in some works, MFC and its intelligent linear controllers have been reinforced via different control techniques. For example, in [12], MFC is combined with model predictive control. In [13], a controller combining MFC and sliding mode control is proposed. Despite their proven efficiency, these techniques are more complex to implement, as opposed to the intelligent PID controller.

In this paper, we prove the efficiency and show the limitations of the intelligent proportional controller (iP) when applied to linear control systems. That is, we prove that applying an intelligent proportional controller to a linear control system reduces to applying a PD controller to a neutral delay system. Hence, the intelligent proportional controller inherits some of the limitations of the classical PD controller. More precisely, we derive sufficient conditions on the order of the system, under which, the origin fails to be exponentially stable. Furthermore, we derive sufficient conditions, on the system's parameters and the control gains, under which, the origin is either unstable or fails to be exponentially stable. Then, based on existing results on neutral delay systems, we derive sufficient conditions for exponential stability, which illustrates situations where the iP controller guarantees better results than just asymptotic stability. We illustrate our theoretical results via an experimental benchmark, that consists of the angle-tracking problem for an electronic throttle valve.

The paper is organized as follows. The problem statement is in Section II. Then, some preliminary results are presented in Section III. Our main results are in Section IV. Finally, the experimental results are in Section V.

Due to space limitations, the proof of Theorem 2 and numerical examples are omitted and can be found in [14].

Notation. We denote by \mathbb{R}^n the set of n -uples of real numbers, by $\mathbb{R}_{>0}$ the set of positive real numbers and by $\mathbb{R}_{\geq 0}$ the set of nonnegative real numbers. We let $\mathbb{N} := \{0, 1, 2, \dots\}$, $\mathcal{Z} := \{0, \pm 1, \pm 2, \dots\}$, and \mathbb{C} be the set of complex numbers. Given $\tau \in \mathbb{R}_{>0}$ and a time-varying function y , we write $y_\tau(t) := y(t - \tau)$. Given $a \in \mathbb{N}$, we denote the a^{th} derivative of y by $y^{(a)}$, the first derivative by \dot{y} , and the second derivative by \ddot{y} . Given a matrix $A \in \mathbb{R}^{n \times n}$, we denote by $\|A\|$ its 2-norm, by $s(A)$ its spectral abscissa, by $\rho(A)$ its spectral radius and by $\mu(A)$ its logarithmic norm with respect to $\|\cdot\|$. We denote by I_n the identity matrix of dimension n , and by 0_n the zero matrix of dimension n .

The authors are with Université Grenoble Alpes, CNRS, Grenoble-INP, GIPSA-lab, F-38000, Grenoble, France (e-mail: mohamed.belhadjoudja@gipsa-lab.fr).

The project has been partially supported by CNRS, *appel unique*, 2022.

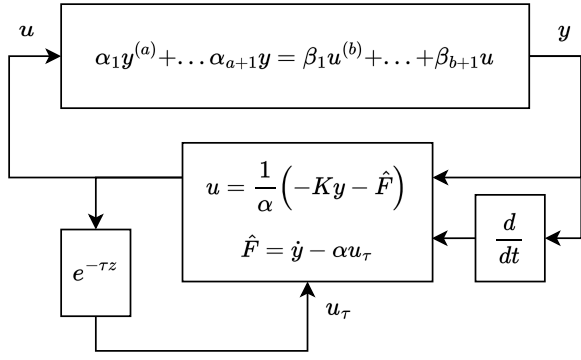


Fig. 1: The iP control algorithm applied to system (1).

II. PROBLEM STATEMENT

We consider linear control systems of the form

$$\alpha_1 y^{(a)} + \dots + \alpha_{a+1} y = \beta_1 u^{(b)} + \dots + \beta_{b+1} u, \quad (1)$$

where $y \in \mathbb{R}$ is the measured output, $u \in \mathbb{R}$ is the control input, $a, b \in \mathbb{N}$ with $a > b$, $\alpha_i, \beta_j \in \mathbb{R}$ for $(i, j) \in \{1, 2, \dots, a+1\} \times \{1, 2, \dots, b+1\}$, and $\alpha_1 \beta_1 \neq 0$.

We recall in this section the structure of the intelligent proportional controller applied to system (1). For a detailed presentation of MFC approaches with various examples, we refer the reader to [1] and [2].

Consider the control system in (1) and let us define, along the trajectories of the system, the time-varying function:

$$F(t) := \dot{y}(t) - \alpha u(t). \quad (2)$$

where $\alpha \neq 0$ is a design parameter. The trajectories of (1) can, therefore, be described by the *ultra-local form* [1]:

$$\dot{y}(t) = \alpha u(t) + F(t). \quad (3)$$

The intelligent proportional control law is given by

$$u(t) := \frac{1}{\alpha} \left(-Ky(t) - \hat{F}(t) \right), \quad (4)$$

where \hat{F} is an estimate of F , and $K \in \mathbb{R}$ is a control gain.

The key idea behind the intelligent proportional control law (4) is that if $\hat{F} \equiv F$, then the closed-loop system is governed by the equation $\dot{y} = -Ky$, which leads to exponential stability if and only if $K > 0$. Various estimates of F are proposed in the literature; see for e.g. [1], [2], [3], [4]. The one we consider here is given by

$$\hat{F}(t) = \dot{y}(t) - \alpha u_\tau(t), \quad u_\tau(t) := u(t - \tau), \quad (5)$$

where $\tau \in \mathbb{R}_{>0}$ is a time delay.

Remark 1: When \dot{y} is not available for measurements, various methods to approximate it can be found in [15], [16], [17], [2]. Although we assume here that \dot{y} is perfectly known, the analysis using its approximations is an interesting perspective to this work.

The structure of such a controller is illustrated in the block diagram of Figure 1.

Clearly, when applying (4)-(5) to (1), the resulting closed-loop system is not governed by $\dot{y} = -Ky$. It will most likely involve a time delay (except for specific cases; see Remark 3). The effect of this delay cannot be ignored in general, even if it is sufficiently small; see [18], [19]. Furthermore, when the closed-loop system has a delay term, we will show that it may be a neutral delay system or an advanced-type system. As a consequence, we will be able to derive stability and instability guarantees based on some well-known results concerning the latter two classes of systems.

Before presenting our main results, we will recall some preliminaries in the next section.

III. PRELIMINARIES

A. Neutral Delay Systems

Consider the neutral delay system of the form

$$\alpha_1 y^{(a)} + \dots + \alpha_{a+1} y = \beta_1 y_\tau^{(a)} + \dots + \beta_{a+1} y_\tau, \quad (6)$$

for some $a \in \mathbb{N}$ and $\alpha_i, \beta_i \in \mathbb{R}$ for all $i \in \{1, 2, \dots, a+1\}$ with $\alpha_1 \beta_1 \neq 0$. Results on well-posedness of system (6), i.e. existence and uniqueness of solutions, can be found in [20, Chapter 1], [21, Chapter 9].

System (6) admits the characteristic equation:

$$0 = \alpha_1 z^a + \alpha_2 z^{a-1} + \dots + \alpha_{a+1} - e^{-\tau z} (\beta_1 z^a + \beta_2 z^{a-1} + \dots + \beta_{a+1}). \quad (7)$$

Lemma 1 (Neutral root chains [22, Item 2 Theorem 1]): If $\beta_1 \alpha_1 \neq 0$, then equation (7) has an infinite number of roots given by the sequence:

$$z_k = \frac{1}{\tau} \left(\log \left(\left| \frac{\beta_1}{\alpha_1} \right| \right) + i \left(\arg \left(\frac{\beta_1}{\alpha_1} \right) + 2k\pi \right) \right) + g_k \quad (8)$$

$$\forall k \in \mathcal{Z},$$

where $g_k = o(1)$; namely, for any $c > 0$, there exists $k_c > 0$ such that $|g_k| \leq c$ for all $k \in \mathcal{Z}$ such that $|k| \geq k_c$.

Moreover, besides the sequence $\{z_k\}$, equation (7) has a finite number of other roots. \square

B. Advanced-Type Systems

Systems of *advanced type* are of the form

$$\alpha_1 y^{(a)} + \dots + \alpha_{a+1} y = \beta_1 y_\tau^{(b)} + \dots + \beta_{b+1} y_\tau, \quad (9)$$

for some $a, b \in \mathbb{N}$, with $b > a$, $\alpha_i \in \mathbb{R}$ for all $i \in \{1, 2, \dots, a+1\}$, and $\beta_i \in \mathbb{R}$ for all $i \in \{1, 2, \dots, b+1\}$, with $\alpha_1 \beta_1 \neq 0$.

System (9) admits a characteristic equation of the form

$$0 = \alpha_1 z^a + \alpha_2 z^{a-1} + \dots + \alpha_{a+1} - e^{-\tau z} (\beta_1 z^b + \beta_2 z^{b-1} + \dots + \beta_{b+1}). \quad (10)$$

Lemma 2 (Unstable root chains [22, Item 3 Theorem 1]): If $b > a$ and $\alpha_1 \beta_1 \neq 0$, then the number of roots of (10) with negative real part is finite. Additionally, (10) has an infinite number of roots with arbitrarily large non-negative real parts. \square

C. Neutral Delay Control Systems Subject to PD Control

We introduce the particular class of neutral delay control systems of the form

$$\alpha_1 \left(y^{(a)} - y_\tau^{(a)} \right) + \dots + \alpha_{a+1} (y - y_\tau) = v, \quad (11)$$

where $v \in \mathbb{R}$ is the control input, $a \in \mathbb{N}$, $\alpha_i \in \mathbb{R}$ for $i \in \{1, 2, \dots, a+1\}$, and $\alpha_1 \neq 0$.

System (11) is said to be (asymptotically, exponentially) stabilizable by PD control of order $(b+1)$ if there exist gains $K_{d1}, K_{d2}, \dots, K_{d(b+2)} \in \mathbb{R}$, with $K_{d1} \neq 0$, such that the control law

$$v := K_{d1}y^{(b+1)} + K_{d2}y^{(b)} + \dots + K_{d(b+2)}y \quad (12)$$

renders the origin of the resulting closed-loop system (asymptotically, exponentially) stable. We recall here that the closed-loop system is exponentially stable if there exist constants $\kappa, \sigma > 0$ such that for any initialization $y([- \tau, 0])$, we have

$$|y(t)| \leq \left(\sup_{s \in [-\tau, 0]} |y(s)| \right) \kappa e^{-\sigma t} \quad t \geq 0. \quad (13)$$

The following two facts are in order.

- When $a > b+1$ or $\alpha_1 \neq K_{d1}$, system (11) in closed loop with the PD controller (12) is of neutral type (6).
- When system (11) in closed loop with (12) is such that

$$\begin{aligned} a &= b+1, \quad \alpha_1 = K_{d1}, \\ \exists i \in \{2, 3, \dots, a+1\} : \alpha_i &\neq K_{di}, \end{aligned} \quad (14)$$

the closed-loop system is of advanced type (9).

IV. MAIN RESULTS

We start showing that the closed loop of (1) using (4)-(5) has the form of (11) subject to a PD control law in the form of (12). As a result, depending on the degree of the control system (1), its parameters, and the parameters (α, K) of the intelligent proportional controller, the closed-loop system is either a neutral delay system of the form (6) or an advanced-type system of the form (9). In particular, we use Lemmas 1 and 2 to derive conditions, under which, the closed-loop system either fails to be exponentially stable or is unstable.

Remark 2: It is well known that if $|\beta_1/\alpha_1| < 1$ in (6), then asymptotic stability is equivalent to exponential stability [23]. However, this is not true in general. For example, the origin of $\dot{y} - \dot{y}_\tau = -y$ is not exponentially stable but it is still asymptotically stable. Therefore, the fact that the intelligent proportional controller fails to guarantee exponential stability in some scenarios does not mean that it cannot achieve asymptotic stability.

A. Equivalence between the iP Control of (1) and the PD Control of (11)

We start introducing the following lemma.

Lemma 3: System (1) in closed-loop with the intelligent proportional controller in (4)-(5) can be expressed as a neutral delay system (11), of the same order a , subject to a PD controller in (12) of order $(b+1)$, whose gains K_{di} , $i \in \{1, 2, \dots, b+2\}$, satisfy

$$\begin{aligned} K_{d1} &= -\frac{1}{\alpha}\beta_1, \quad K_{d(b+2)} = -\frac{1}{\alpha}\beta_{b+1}K, \text{ and} \\ K_{dj} &= -\frac{1}{\alpha}(\beta_{j-1}K + \beta_j) \quad \forall j \in \{2, \dots, b+1\}. \end{aligned} \quad (15)$$

□

Proof: Using (4), we obtain

$$\begin{aligned} \beta_1 u^{(b)} + \dots + \beta_{b+1} u &= \beta_1 u_\tau^{(b)} + \dots + \beta_{b+1} u_\tau \\ &- \frac{1}{\alpha}\beta_1 \left(Ky^{(b)} + y^{(b+1)} \right) - \frac{1}{\alpha}\beta_2 \left(Ky^{(b-1)} + y^{(b)} \right) \\ &- \dots - \frac{1}{\alpha}\beta_{b+1} (Ky + \dot{y}), \end{aligned} \quad (16)$$

which can be rewritten as

$$\begin{aligned} \beta_1 u^{(b)} + \dots + \beta_{b+1} u &= \\ \alpha_1 y_\tau^{(a)} + \dots + \alpha_{a+1} y_\tau &- \frac{1}{\alpha}\beta_1 y^{(b+1)} - \frac{1}{\alpha}\beta_{b+1} Ky \\ &- \frac{1}{\alpha}(\beta_1 K + \beta_2) y^{(b)} - \dots - \frac{1}{\alpha}(\beta_b K + \beta_{b+1}) \dot{y}. \end{aligned} \quad (17)$$

The closed-loop system is therefore given by

$$\begin{aligned} \alpha_1 \left(y^{(a)} - y_\tau^{(a)} \right) + \dots + \alpha_{a+1} (y - y_\tau) &= \\ &- \frac{1}{\alpha}\beta_1 y^{(b+1)} - \frac{1}{\alpha}\beta_{b+1} Ky \\ &- \frac{1}{\alpha}(\beta_1 K + \beta_2) y^{(b)} - \dots - \frac{1}{\alpha}(\beta_b K + \beta_{b+1}) \dot{y}, \end{aligned} \quad (18)$$

which is the structure of (11) subject to a PD controller (12) of order $(b+1)$. ■

Remark 3: From Lemma 3, we conclude that the strictly causal control system in (1) subject to the iP control in (4)-(5) is under one of the following three forms:

- Advanced-type form (9): if there exist $\{K_{di}\}_{i \in \{1, \dots, b+2\}}$, such that (14)-(15) hold.
- Undelayed form: if there exist $\{K_{di}\}_{i \in \{1, \dots, b+2\}}$, with $a = b+1$, (15) holds, and $\alpha_i = K_{di}$ for all $i \in \{1, 2, \dots, a+1\}$.
- Neutral delayed form (6): when none of the conditions in the previous two items hold.

B. Instability and Lack of Exponential Stability

According to Lemma 3, the iP controller applied to (1) inherits the following limitations of the PD controller in (12) applied to (11).

- The PD controller in (12) cannot guarantee exponential stability if $a > b+1$.
- When $a = b+1$, the resulting closed-loop system can be of advanced type, and thus unstable.
- Even when the closed-loop system is not of advanced type, when the coefficient of $y_\tau^{(a)}$ is, in norm, larger than one, then the closed-loop system is unstable.

- When the latter coefficient is equal to 1, the closed-loop system fails to be exponentially stable.

The aforementioned facts are applied to assess the instability of (1) in closed loop with (4)-(5).

Theorem 1: Consider system (1), with $a > b$, in closed loop with the intelligent proportional controller in (4)-(5). Then, for any delay $\tau > 0$, the following properties hold:

- If $a > (b + 1)$, then, for any $\alpha \in \mathbb{R}^*$ and $K \in \mathbb{R}$, the origin of the closed-loop system is not exponentially stable.
- If $a = (b + 1)$ and $\alpha = -\beta_1/\alpha_1$, then for any $K \in \mathbb{R}$ such that $\alpha_{a+1}\alpha \neq -\beta_{b+1}K$ or $\alpha_i\alpha \neq -(\beta_{i-1}K + \beta_i)$ for some $i \in \{2, 3, \dots, b + 1\}$, the origin of the closed-loop system is unstable.
- If $a = (b + 1)$ and $\alpha \neq -\beta_1/\alpha_1$, then, for any $K \in \mathbb{R}$, the origin of the closed-loop system is unstable if

$$\left| \frac{\alpha_1}{\alpha_1 + \beta_1/\alpha} \right| > 1, \quad (19)$$

and not exponentially stable if

$$\left| \frac{\alpha_1}{\alpha_1 + \beta_1/\alpha} \right| = 1. \quad (20)$$

□

Proof: From Lemma 3, we know that the closed-loop of (1) using (4)-(5) is governed by the equation

$$\begin{aligned} & \alpha_1 y^{(a)} + \alpha_2 y^{(a-1)} + \dots + \alpha_{a-b-1} y^{(b+2)} \\ & + \left(\alpha_{a-b} + \frac{1}{\alpha} \beta_1 \right) y^{(b+1)} + \left(\alpha_{a-b+1} + \frac{(\beta_1 K + \beta_2)}{\alpha} \right) y^{(b)} \\ & + \dots + \left(\alpha_a + \frac{(\beta_b K + \beta_{b+1})}{\alpha} \right) \dot{y} + \left(\alpha_{a+1} + \frac{\beta_{b+1} K}{\alpha} \right) y \\ & - \alpha_1 y_\tau^{(a)} - \dots - \alpha_{a+1} y_\tau = 0. \end{aligned} \quad (21)$$

The characteristic equation of this system is

$$\begin{aligned} & z^a + \frac{\alpha_2}{\alpha_1} z^{a-1} + \dots + \frac{\alpha_{a-b-1}}{\alpha_1} z^{b+2} \\ & + \frac{(\alpha_{a-b} + \beta_1/\alpha)}{\alpha_1} z^{b+1} \\ & + \frac{1}{\alpha_1} \left(\alpha_{a-b+1} + \frac{(\beta_1 K + \beta_2)}{\alpha} \right) z^b + \dots \\ & + \frac{1}{\alpha_1} \left(\alpha_a + \frac{(\beta_b K + \beta_{b+1})}{\alpha} \right) z + \frac{(\alpha_{a+1} + K(\beta_{b+1}/\alpha))}{\alpha_1} \\ & - e^{-\tau z} \left(z^a + \frac{\alpha_2}{\alpha_1} z^{a-1} + \dots + \frac{\alpha_{a+1}}{\alpha_1} \right) = 0. \end{aligned} \quad (22)$$

If $a > (b + 1)$, using Lemma 1, we conclude that the system admits infinitely many characteristic roots of the form

$$z_k = i \frac{2k\pi}{\tau} + o(1) \quad k = 0, \pm 1, \pm 2, \dots \quad (23)$$

In other words, there exists a sequence of characteristic roots that tends towards the imaginary axis. The origin is therefore not exponentially stable.

We consider now the case where $a = (b + 1)$. Hence, the characteristic equation of the system is given by

$$\begin{aligned} & \frac{(\alpha_1 + \beta_1/\alpha)}{\alpha_1} z^a + \frac{1}{\alpha_1} \left(\alpha_2 + \frac{(\beta_1 K + \beta_2)}{\alpha} \right) z^{a-1} + \dots \\ & + \frac{1}{\alpha_1} \left(\alpha_a + \frac{(\beta_b K + \beta_{b+1})}{\alpha} \right) z + \frac{(\alpha_{a+1} + K(\beta_{b+1}/\alpha))}{\alpha_1} \\ & - e^{-\tau z} \left(z^a + \frac{\alpha_2}{\alpha_1} z^{a-1} + \dots + \frac{\alpha_{a+1}}{\alpha_1} \right) = 0. \end{aligned} \quad (24)$$

If we have $\alpha = -\beta_1/\alpha_1$, then the previous equation becomes

$$\begin{aligned} & \frac{1}{\alpha_1} \left(\alpha_2 + \frac{(\beta_1 K + \beta_2)}{\alpha} \right) z^{a-1} + \dots \\ & + \frac{1}{\alpha_1} \left(\alpha_a + \frac{(\beta_b K + \beta_{b+1})}{\alpha} \right) z + \frac{1}{\alpha_1} \left(\alpha_{a+1} + K \frac{\beta_{b+1}}{\alpha} \right) \\ & - e^{-\tau z} \left(z^a + \frac{\alpha_2}{\alpha_1} z^{a-1} + \dots + \frac{\alpha_{a+1}}{\alpha_1} \right) = 0. \end{aligned} \quad (25)$$

If, in addition, $\alpha_{a+1}\alpha \neq -\beta_{b+1}K$ or there exists $i \in \{2, 3, \dots, b + 1\}$ such that $\alpha_i\alpha \neq -(\beta_{i-1}K + \beta_i)$, then equation (25) is the characteristic equation of an advanced-type system. As a result, using Lemma 2, we conclude that it possesses infinitely many roots with arbitrarily large real parts, which leads to instability of the closed-loop system.

If $\alpha \neq -\beta_1/\alpha_1$, the characteristic equation of the closed-loop system is given by (24). Hence, if we let

$$\theta := \arg \left(\frac{\alpha_1}{\alpha_1 + \beta_1/\alpha} \right) \quad (26)$$

and apply Lemma 1, we conclude that the system admits infinitely many characteristic roots of the form

$$z_k = \frac{1}{\tau} \left(\log \left(\left| \frac{\alpha_1}{\alpha_1 + \beta_1/\alpha} \right| \right) + i(\theta + 2k\pi) \right) + o(1), \quad (27)$$

for $k = 0, \pm 1, \pm 2, \dots$. In other words, there exists an infinite number of characteristic roots, for which, the real parts converge to

$$\frac{1}{\tau} \log \left(\left| \frac{\alpha_1}{\alpha_1 + \beta_1/\alpha} \right| \right). \quad (28)$$

The origin of the closed-loop system is therefore unstable if (19) holds, and fails to be exponentially stable if (20) is verified. ■

Remark 4: Note that the non-exponential and instability properties in Theorem 1 hold for any delay $\tau > 0$, although the closed-loop system is exponentially stable when $\tau = 0$. This property is known as the small time-delay effect [18], [19]. This property is due to the transcendental term $e^{-\tau z}$ in the characteristic equation of the system, which generates infinitely many characteristic roots as τ varies by an infinitesimal amount from zero.

C. A Stability Result

Inspired by [24], we propose sufficient conditions to guarantee exponential stability of the closed-loop system using the iP controller.

Theorem 2: Consider system (1), with $a = b + 1$, in closed loop with the intelligent proportional controller in (4)-(5) such that $\alpha \neq -\beta_1/\alpha_1$, and

$$\left| \frac{\alpha_1}{\alpha_1 + \beta_1/\alpha} \right| < 1. \quad (29)$$

Then, the origin is exponentially stable if

$$s(\hat{A}) < 0, \quad \hat{A} := \begin{bmatrix} 0_{a-1} & I_{a-1} \\ A_{a+1} & [A_a \ \dots \ A_2] \end{bmatrix}, \quad (30)$$

$$\tau |(\alpha_{a+1} \dots \alpha_2)| + |\alpha_1| < |\bar{\alpha}_1|, \quad (31)$$

where $s(\hat{A})$ is the spectral abscissa of \hat{A} , and

$$0 > |(A_{a+1} \ A_a \ \dots \ A_2)| (|\alpha_1| + \tau |(\alpha_{a+1} \ \alpha_a \ \dots \ \alpha_2)|) + |\bar{\alpha}_1| \mu(\hat{A}), \quad (32)$$

where $\mu(\hat{A})$ is the logarithmic norm of \hat{A} , and for all $i \in \{1, 2, \dots, b + 2\}$, we have $A_i := (-\bar{\alpha}_i + \alpha_i)/\bar{\alpha}_1$, $\bar{\alpha}_i := \alpha_i - K_{di}$, and K_{di} is given in (15). \square

Remark 5: Note that it is not difficult to adapt the statement of Theorem 2 when using the general intelligent PD controller defined recursively by

$$u = u_\tau - \frac{1}{\alpha} \left(K_1 y + K_2 \dot{y} + \dots + K_\nu y^{(\nu-1)} + y^{(\nu)} \right), \quad (33)$$

which corresponds to the *ultra-local* form

$$y^{(\nu)}(t) = \alpha u(t) + F(t) \quad \forall t \geq 0, \quad \nu \in \mathbb{N}. \quad (34)$$

Note that the resulting closed-loop system is of the form

$$\bar{\alpha}_1 y^{(\nu+b)} + \dots + \bar{\alpha}_\nu y = \alpha_1 y_\tau^{(a)} + \dots + \alpha_{a+1} y_\tau, \quad (35)$$

for $\bar{\nu} := b + \nu + 1$ and $\bar{\alpha}_i \in \mathbb{R}$ for all $i \in \{1, 2, \dots, \bar{\nu} + b + 1\}$.

Here we distinguish between two cases:

- When the smallest index $i \in \{1, 2, \dots, b + \nu + 1\}$ such that $\bar{\alpha}_i \neq 0$ guarantees $\nu + b - i + 1 \leq a$, then the tools in Lemmas 1 and 2 used to study the iP controller can be used. Indeed, the resulting closed-loop system must have one of the forms listed in Remark 3.
- When $\nu + b - i + 1 > a$, the resulting closed-loop system has none of the forms listed in Remark 3. It is rather a delayed differential equation, which, according to [22], can only have a finite number of unstable characteristic roots. The stability analysis for this particular case will be considered in future work.

V. EXPERIMENTAL RESULTS

In this section, we illustrate some of the obtained theoretical results on an experimental benchmark, which consists of the electronic throttle valve depicted in Figure 2. This is a butterfly valve used for flow-control applications. The valve's commercial reference is 03L128063. The output of the valve is the opening angle θ , which is regulated by imposing an input voltage u on a 12V DC motor. The motor is controlled using the SHIELD-MD10 board. The input u is applied by generating a PWM signal from an Arduino Mega 2560 via the Arduino IDE. The output θ is measured using



Fig. 2: Electronic Throttle Valve

the magnetic angle sensor KMA221. We refer to [25] for more details on the experimental test bench.

Given the angular reference θ_r in Figure 3, we suppose that, locally, the behavior of the tracking error $y := \theta - \theta_r$ is governed by equation (1). We implement the iP controller in (4)-(5) with $\tau := 0.05s$, which is imposed by the sampling time of the test bench

The output derivative \dot{y} at t_k is approximated using the Euler backward method, i.e., $\dot{y}_k = (y_k - y_{k-1})/\tau$. As a result, the discrete-time controller u_k at t_k is given by

$$u_k := u_{k-1} + \frac{1}{\alpha\tau} (-(K\tau + 1)y_k + y_{k-1}). \quad (36)$$

The initialisation of the controller is $u([-\tau, 0]) = 0$.

In Figure 3, we plot the valve response for $\alpha := 1/(0.01\tau) = 2000$ and $K := 2\alpha = 4000$, which shows oscillations of θ around θ_r . Hence, exponential stability is not achieved. If the error $y := \theta - \theta_r$ is governed by (1) with $a = b + 1$, then this lack of exponential stability necessarily means that the sufficient conditions for exponential stability that we derived in Theorem 2 are not satisfied. To verify this fact, we propose to identify such a model, using the *System-Identification* Matlab Toolbox [26]. The system is identified in closed-loop operation, to focus on the closed-loop frequency range. For $a = 2$ and $b = 1$, we obtained the model

$$\ddot{y} + 32.16\dot{y} + 1875y = 65.82\dot{u} - 85.89u, \quad (37)$$

whose output, using the input signal generating the response in Figure 3, matches the response in Figure 3 at the precision of 64.9%; see Figure 4. One can check that the sufficient conditions for exponential stability in Theorem 2 are not satisfied by (37) subject to (4)-(5), mainly because the gain α is too large. The intuition we gain from Theorem 2 is that it is more likely to achieve exponential stability when α is small than when it is large, as long as the system can be described by (1) with $a = b + 1$. At the same time, we need to make sure that K/α is not too large. Following this intuition, we select $\alpha = 2.5$ and $K = 5$. The corresponding valve response is shown in Figure 5, where exponential convergence of θ towards θ_r is observed.

VI. CONCLUSION

We analyzed the effect of the iP controller on the stability of linear control systems. Inspired by the literature on neutral delay and advanced-type systems, we derived sufficient

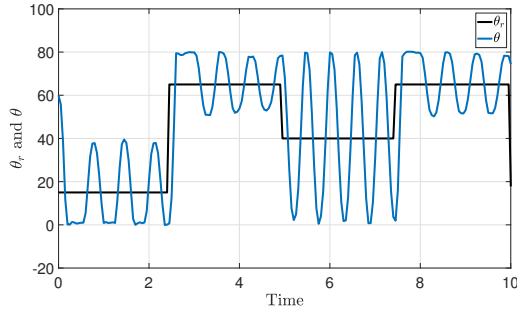


Fig. 3: Valve response for $\alpha = 2000$ and $K = 4000$.

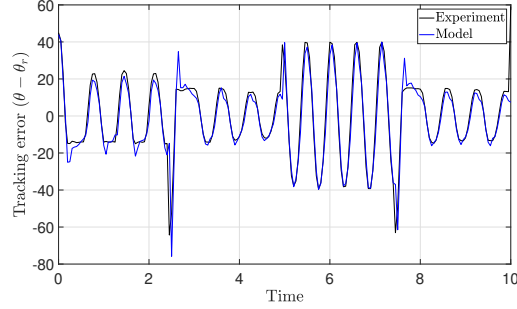


Fig. 4: Valve versus model response for $\alpha = 2 \times 10^3$ and $K = 4 \times 10^3$.

conditions making the closed-loop system either unstable or not exponentially stable. Some other conditions are derived to guarantee exponential stability. In particular, we confirm, via theory and experiment, that the iP controller in (4)-(5) does not yield to a closed-loop dynamics of the form $\dot{y} = -Ky$. In future work, we would like to study the effect of approximating \dot{y} on the stability of the closed-loop system. Furthermore, we would like to consider the more general classes of *intelligent PD* and *intelligent PID* controllers.

REFERENCES

- [1] M. Fliess and C. Join, "Model-free control and intelligent PID controllers: Towards a possible trivialization of nonlinear control?," *IFAC Proceedings Volumes*, vol. 42, no. 10, pp. 1531–1550, 2009. 15th IFAC Symposium on System Identification.
- [2] M. Fliess and C. Join, "Model-free control," *International Journal of Control*, vol. 86, no. 12, pp. 2228–2252, 2013.

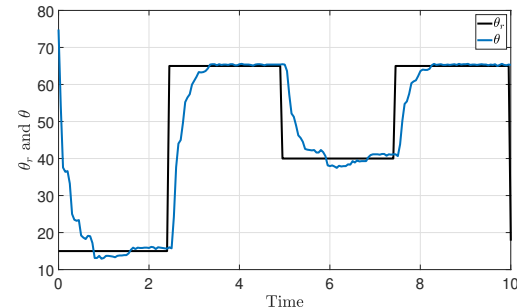


Fig. 5: Valve response for $\alpha = 2.5$ and $K = 5$.

- [3] H. Thabet, M. Ayadi, and F. Rotella, "Ultra-local model control based on an adaptive observer," in *Proceedings of the 2014 IEEE Conference on Control Applications (CCA)*, pp. 122–127, 2014.
- [4] A. Safaei and M. Mahyuddin, "Adaptive model-free control based on an ultra-local model with model-free parameter estimations for a generic SISO system," *IEEE Access*, vol. 6, pp. 4266–4275, 2018.
- [5] S. Choi, B. d'Andréa Novel, M. Fliess, H. Mounier, and J. Villagra, "Model-free control of automotive engine and brake for Stop-and-Go scenarios," in *Proceedings of the 2009 European Control Conference (ECC)*, pp. 3622–3627.
- [6] Z. Wang and J. Wang, "Ultra-local model predictive control: A model-free approach and its application on automated vehicle trajectory tracking," *Control Engineering Practice*, vol. 101, 2020.
- [7] F. Lafont, J.-F. Balmat, N. Pessel, and M. Fliess, "A model-free control strategy for an experimental greenhouse with an application to fault accommodation," *Computers and Electronics in Agriculture*, vol. 110, pp. 139–149, 2015.
- [8] J. Han, "From PID to active disturbance rejection control," *IEEE transactions on Industrial Electronics*, vol. 56, no. 3, pp. 900–906, 2009.
- [9] B. d'Andréa Novel, M. Fliess, C. Join, H. Mounier, and B. Steux, "A mathematical explanation via "intelligent" PID controllers of the strange ubiquity of PIDs," in *Proceedings of the 18th Mediterranean Conference on Control and Automation, MED'10*, pp. 395–400, 2010.
- [10] W. Li, H. Yuan, S. Li, and J. Zhu, "A Revisit to Model-Free Control," *IEEE Transactions on Power Electronics*, vol. 37, no. 12, pp. 14408–14421, 2022.
- [11] E. Delaleau, "A proof of stability of model-free control," in *2014 IEEE Conference on Norbert Wiener in the 21st Century (21CW)*, pp. 1–7, IEEE, 2014.
- [12] X. Liu, Y. Zhang, H. Yang, and J. Rodriguez, "Model-Free Predictive Current Control for Three-Phase Power Converters With LCL Filter," in *Proceedings of the 2020 IEEE Energy Conversion Congress and Exposition (ECCE)*, pp. 5916–5921.
- [13] R.-E. Precup, M.-B. Radac, R.-C. Roman, and E. M. Petriu, "Model-Free sliding mode control of nonlinear systems: Algorithms and experiments," *Information Sciences*, vol. 381, pp. 176–192, 2017.
- [14] M. C. Belhadjoudja, M. Maghenem, and E. Witrant, "On the Intelligent Proportional Controller Applied to Linear Systems," *arXiv [math.OC]*, 2309.06992, 2023.
- [15] M. Fliess and H. Sira-Ramirez, "Closed-loop parametric identification for continuous-time linear systems via new algebraic techniques," *Identification of Continuous-time Models from sampled Data*, pp. 363–391, 2008.
- [16] M. Mboup, C. Join, and M. Fliess, "Numerical differentiation with annihilators in noisy environment," *Numerical algorithms*, vol. 50, pp. 439–467, 2009.
- [17] D.-Y. Liu, O. Gíbaru, and W. Perruquetti, "Error analysis of Jacobi derivative estimators for noisy signals," *Numerical Algorithms*, vol. 58, pp. 53–83, 2011.
- [18] J. K. Hale and S. Lunel, "Effects of small delays on stability and control," in *Proceedings of Operator Theory and Analysis* (H. Bart, A. C. M. Ran, and I. Gohberg, eds.), (Basel), pp. 275–301, Birkhäuser Basel, 2001.
- [19] J. Hale and S. Lunel, "Strong stabilization of neutral functional differential equations," *IMA Journal of Mathematical Control and Information*, vol. 19, no. 1–2, pp. 5–23, 2002.
- [20] E. Fridman, *Introduction to Time-Delay Systems : Analysis and Control*. Springer, 2014.
- [21] J. K. Hale and S. M. Verduyn, *Introduction to functional differential equations*. Springer, New York, 1993.
- [22] A. M. Krall, "On the real parts of zeros of exponential polynomials," *Bulletin of the American Mathematical Society*, vol. 70, no. 2, pp. 291–292, 1964.
- [23] V. Kharitonov, S. Mondié, and J. Collado, "Exponential estimates for neutral time-delay systems: An LMI approach," *IEEE Transactions on Automatic Control*, vol. 50, no. 5, pp. 666–670, 2005.
- [24] J. D. Chen, C. H. Lien, K. K. Fan, and J. S. Cheng, "Delay-dependent stability criterion for neutral time-delay systems," *Electronics Letters*, vol. 36, no. 22, p. 1, 2000.
- [25] E. Witrant, I. Landau, and M.-P. Vaillant, "A data-driven control methodology applied to throttle valves," *Control Engineering Practice*, vol. 139, p. 105634, 2023.
- [26] L. Ljung, *System identification toolbox*. Math Works Natick, MA, USA, 1995.