

Electronic Supplementary Information

Optimizing the physical properties of collagen/hyaluronan hydrogels by inhibition of polyionic complexes formation at pH close to the collagen isoelectric point

Stéphanie De Oliveira ^a, Gregor Miklosic ^b, Joëlle Veziers ^c, Sébastien Grastilleur ^c, Thibaud Coradin ^a, Catherine Le Visage ^c, Jérôme Guicheux ^c, Matteo D'Este ^b, Christophe Héлары ^{a*}

^a Sorbonne University - Laboratory of Condensed Matter Chemistry of Paris, CNRS, UMR 7574
Campus Pierre et Marie Curie, 4 place Jussieu, 75252 Paris Cedex 05, France

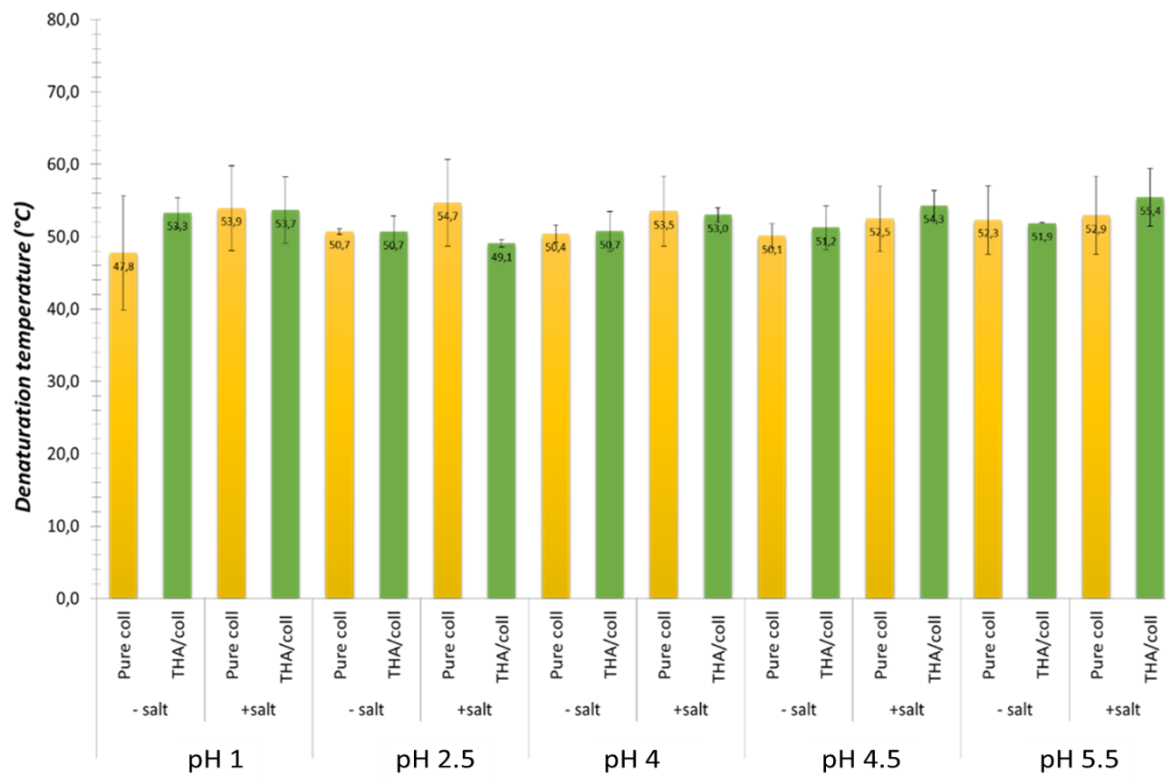
^b AO Research Institute Davos (ARI), Clavadelerstrasse 8, 7270 Davos, Switzerland

^c Nantes Université, Oniris, INSERM, Regenerative Medicine and Skeleton, RMeS, UMR 1229, Faculté d'Odontologie 1 place Alexis Ricordeau 44000 NANTES;

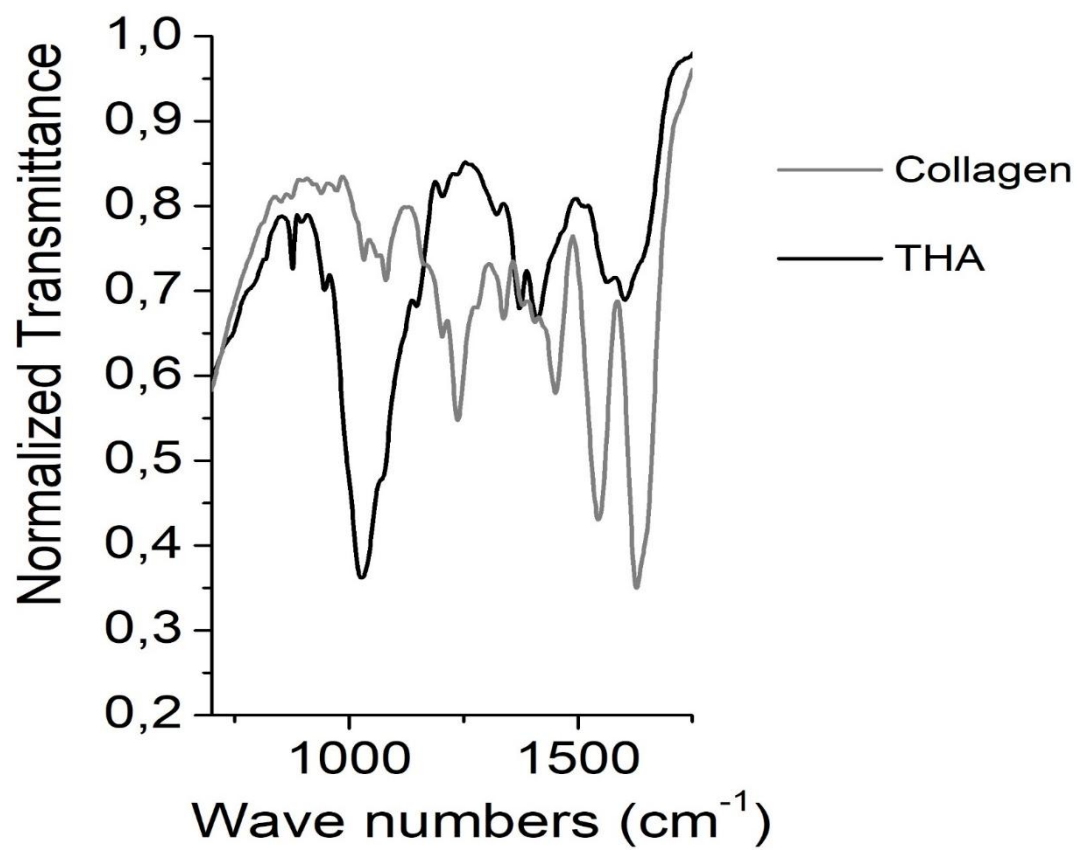
* Corresponding authors: Christophe Héлары

Email address: christophe.helary@sorbonne-universite.fr

Telephone: +33144276539

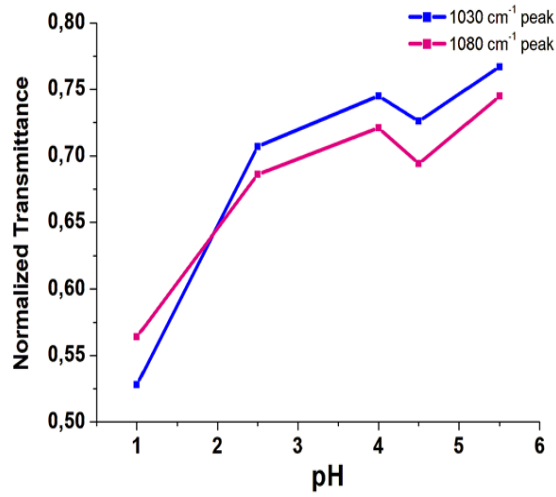


Electronic Supplementary Information N°1: Denaturation temperature of collagen in collagen/THA composite hydrogels after collagen gelling and before THA crosslinking.

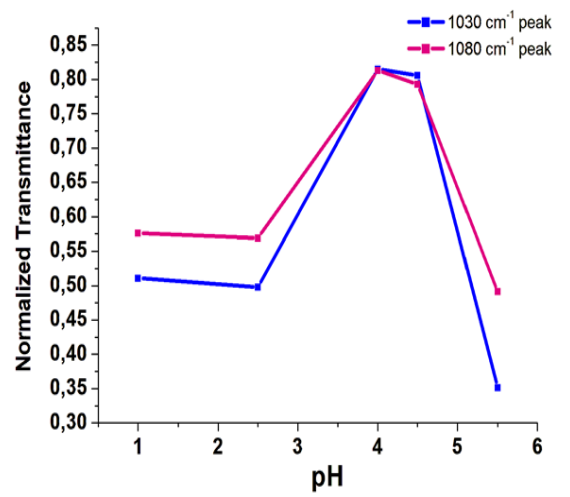


Electronic Supplementary Information N°2: ATR-FTIR spectra of pure collagen hydrogel without salt addition and THA powder (zoom in the range from 750 to 1750 cm⁻¹).

Without Salt



With 400 mM NaCl



Electronic Supplementary Information N°3: Intensity of 1030 and 1080 cm⁻¹ FTIR bands according to the pH of collagen/THA solutions.