



HAL
open science

Numerical bounds on the Crouzeix ratio for a class of matrices

Crouzeix Michel, Greenbaum Anne, Li Kenan

► **To cite this version:**

Crouzeix Michel, Greenbaum Anne, Li Kenan. Numerical bounds on the Crouzeix ratio for a class of matrices. 2023. hal-04299430v1

HAL Id: hal-04299430

<https://hal.science/hal-04299430v1>

Preprint submitted on 22 Nov 2023 (v1), last revised 27 Nov 2023 (v2)

HAL is a multi-disciplinary open access archive for the deposit and dissemination of scientific research documents, whether they are published or not. The documents may come from teaching and research institutions in France or abroad, or from public or private research centers.

L'archive ouverte pluridisciplinaire **HAL**, est destinée au dépôt et à la diffusion de documents scientifiques de niveau recherche, publiés ou non, émanant des établissements d'enseignement et de recherche français ou étrangers, des laboratoires publics ou privés.

Numerical bounds on the Crouzeix ratio for a class of matrices

Michel Crouzeix*, Anne Greenbaum†, Kenan Li

November 22, 2023

Abstract

We provide numerical bounds on the Crouzeix ratio for KLS matrices A which have a line segment on the boundary of the numerical range. The Crouzeix ratio is the supremum over all polynomials p of the spectral norm of $p(A)$ divided by the maximum absolute value of p on the numerical range of A . Our bounds confirm the conjecture that this ratio is less than or equal to 2. We also give a precise description of these numerical ranges.

2000 Mathematical subject classifications : 15A60; 15A45; 47A25 ; 47A30

Keywords : numerical range, spectral set

1 Introduction

We consider n by n matrices A_n with 1's in the strict upper triangle and 0's elsewhere. For $n = 3, 4, 5, 6$, we have numerically determined upper and lower bounds on the value

$$\psi(A_n) := \sup\{\|p(A_n)\| : p \text{ a polynomial with } |p| \leq 1 \text{ in } W(A_n)\},$$

where $W(A_n)$ denotes the numerical range of A_n and $\|\cdot\|$ is the spectral norm in $\mathbf{C}^{n,n}$. (We refer to this quantity as the *Crouzeix ratio* although sometimes this term denotes the reciprocal, $\max_{z \in W(A_n)} |p(z)| / \|p(A_n)\|$, for a given polynomial p [10].) Crouzeix's conjecture is that for all square matrices A , $\psi(A) \leq 2$. A way to determine $\psi(A)$ is to introduce a Riemann mapping g from the interior of $W(A)$ onto the open unit disk \mathbb{D} and to consider the matrix $M := g(A)$. In this case, we can write

$$\psi(A) = \psi_{\mathbb{D}}(M) := \max\{\|f(M)\| : f \text{ holomorphic in } \mathbb{D} \text{ with } |f| \leq 1 \text{ in } \mathbb{D}\}.$$

We know that the maximum is realized by a Blaschke product of order $n - 1$ and each choice of such a Blaschke product b provides a lower bound: $\psi(A) = \psi_{\mathbb{D}}(M) \geq \|b(M)\|$. From the von Neumann inequality, we easily deduce

$$\psi_{\mathbb{D}}(M) \leq \psi_{cb, \mathbb{D}}(M) := \min\{\text{cond}(H) : H \in \mathbf{C}^{n,n}, \|H^{-1}MH\| \leq 1\}.$$

Thus, the exhibition of a matrix H satisfying $\|H^{-1}MH\| \leq 1$ leads to an upper bound $\psi(A) \leq \text{cond}(H) := \|H\| \cdot \|H^{-1}\|$. This approach has been used to prove $\psi(A) \leq 2$ for some classes of matrices [4, 2, 3, 6], but this assumes that one knows the matrix M with sufficient accuracy. This is the case when $W(A)$ is an ellipse since there is an analytic formula for g and also for [2, 3]

*Univ. Rennes, CNRS, IRMAR - UMR 6625, F-35000 Rennes, France. email: michel.crouzeix@univ-rennes.fr

†University of Washington, Applied Math Dept., Box 353925, Seattle, WA 98195. email: greenbau@uw.edu

where $g(A) = cA$ for a certain constant c . In general, however, there is no simple expression for the boundary of $W(A)$ and for the Riemann mapping g . There are numerical methods for computing g and thus M with high precision, but to *guarantee* the accuracy would require a complete analysis of all discretization and rounding errors.

In section 2, we consider the matrix

$$A_3 = \begin{bmatrix} 0 & 1 & 1 \\ 0 & 0 & 1 \\ 0 & 0 & 0 \end{bmatrix}.$$

Our numerical and analytical work suggests that $1.9956978 < \psi(A_3) < 1.9956979$, and we are confident in this range, although it does not provide a proof that $\psi(A_3) \leq 2$, since it relies on numerical computation of $g(A)$.

Another approach is to identify a rational function f_1 such that the image $\Omega := f_1(\mathbb{D})$ of the unit disk is a subset of (and close to) $W(A_3)$. Let g_1 be the inverse of f_1 . Then with $M_1 = g_1(A_3)$, we can write

$$\psi_\Omega(A_3) := \sup\{\|h(A_3)\| : |h| \leq 1 \text{ in } \Omega\} = \psi_{\mathbb{D}}(M_1) := \sup\{\|f(M_1)\| : |f| \leq 1 \text{ in } \mathbb{D}\}.$$

Since $\Omega \subset W(A_3)$, we clearly have $\psi(A_3) \leq \psi_\Omega(A_3) \leq \psi_{cb, \mathbb{D}}(M_1)$. We are now able to compute M_1 analytically and exhibit a matrix H_1 such that $\|H_1^{-1}M_1H_1\| = 1$ and $\text{cond}(H_1) \approx 1.9999514$. However, we must verify numerically that $\Omega \subset W(A_3)$.

In section 3, we consider more generally the matrices A_n for $n > 3$. They belong to the class of KLS matrices [8] and they are the matrices in this class for which the boundary of the numerical range contains a line segment [7]. We derive a simple description of their numerical ranges and determine numerically the following bounds:

$$1.993800 \leq \psi(A_4) \leq 1.993801, \quad 1.992921 \leq \psi(A_5) \leq 1.992922, \quad 1.992444 \leq \psi(A_6) \leq 1.992445.$$

In section 4, we explain the numerical method used to compute the conformal mapping and we provide the Matlab code used for the computation of $M = g(A)$.

2 Numerical estimates for the matrix A_3

Here we consider the matrix $A_3 = \begin{pmatrix} 0 & 1 & 1 \\ 0 & 0 & 1 \\ 0 & 0 & 0 \end{pmatrix}$. We will see in the next section that the boundary

of its numerical range is the union of a part of an algebraic curve $\left\{ \frac{2e^{i\theta} + e^{2i\theta}}{3} : -\frac{2\pi}{3} \leq \theta \leq \frac{2\pi}{3} \right\}$ and of the vertical straight line $[-\frac{1}{2} - i\frac{\sqrt{3}}{6}, -\frac{1}{2} + i\frac{\sqrt{3}}{6}]$. The algebraic curve is a cardioid; its Cartesian equation is $27(x^2 + y^2)^2 - 18(x^2 + y^2) - 8x - 1 = 0$.

We denote by g the Riemann mapping from $W(A)$ onto the unit disk \mathbb{D} that satisfies $g(0) = 0$ and $g'(0) > 0$. Then

$$M = g(A) = \begin{pmatrix} 0 & a & b \\ 0 & 0 & a \\ 0 & 0 & 0 \end{pmatrix}, \quad \text{with } a = g'(0), \quad b = g'(0) + \frac{1}{2}g''(0).$$

From the numerical computations it appears that $a \simeq 1.360374515$, $b \simeq 0.710915425$ with an accuracy that we empirically estimate better than 10^{-8} . Using the Blaschke product $f(z) =$

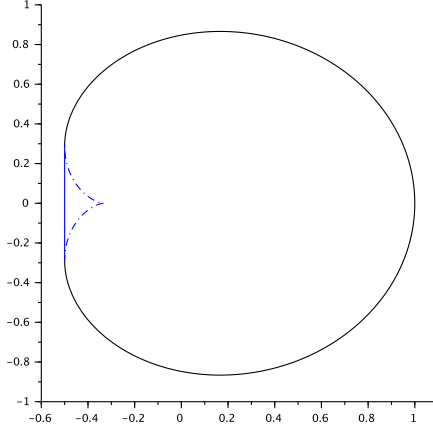


Figure 1: The boundary of the numerical range in black, the remaining part of the algebraic curve in dashed blue

$\frac{z + 0.5470208}{1 + 0.5470208z} \frac{z - 0.1465739}{1 - 0.1465739z}$, we obtain $\|f(M)\| = 1.9956978$, which (numerically) shows that $\psi(A) \geq 1.9956978$.

We now choose the matrix

$$H = \begin{pmatrix} a & b/2a & -b^2/8a^3 \\ 0 & 1 & -b/2a^2 \\ 0 & 0 & 1/a \end{pmatrix}, \quad \text{then} \quad H^{-1}MH = \begin{pmatrix} 0 & 1 & 0 \\ 0 & 0 & 1 \\ 0 & 0 & 0 \end{pmatrix}.$$

Therefore $\psi_{cb, \mathbb{D}}(M) \leq \|H\| \|H^{-1}\| = \text{cond}(H) \simeq 1.995697855$.

With the numerical values obtained previously, we believe that we have the two sided estimates $1.9956978 < \psi_M(a, b) < 1.9956979$. Therefore, it appears from the numerical simulation that $W(A)$ is a (complete) 1.9956979-spectral set for A , that the complete bound [11] is the same as the ordinary bound, and that a function which realizes $\psi(A)$ is a Blaschke product of order 2 with 2 real roots. But we have only an empiric estimate of the accuracy that we justify as follows. If we let $a(n)$ be the numerical value of a computed with our program (described further) using n points on the boundary, we have verified that $33 \leq \frac{a(1447) - a(n)}{n^{-4}} \leq 65$ for values of n between 23 and 1205. This suggests that our method is of order n^{-4} and suggests that $|a(1205) - a| \leq 2 \cdot 10^{-11}$. Similarly, it appears that our computation of b is of order n^{-4} , $130 \leq \frac{b(n) - b(1447)}{n^{-4}} \leq 350$ and that $|b(1205) - b| \leq 10^{-10}$.

We turn now to the second attempt which is to consider the image $\Omega = f_1(\mathbb{D})$ of the unit disk by the rational function $f_1(z) = (c_1z + c_2z^2 + \dots + c_7z^7)/(1 + d_1z + \dots + d_7z^7)$, with the values

$$c = (0.734, 0.49736, 0.07268, -0.00521, 0.00013, 0.00061, -0.00251),$$

$$d = (0.32564, -0.03291, 0.01, -0.004, 0.00084, -0.00242, 0.00028).$$

We let g_1 be the inverse function of f_1 and we set $M_1 = g_1(A)$. We will see that if Ω is included in $W(A)$, then

$$\psi(A) \leq \psi_\Omega(A) \leq \psi_{cb, \mathbb{D}}(M_1) \leq \text{cond}(H_1), \quad \text{if} \quad \|H_1^{-1}M_1H_1\| \leq 1.$$

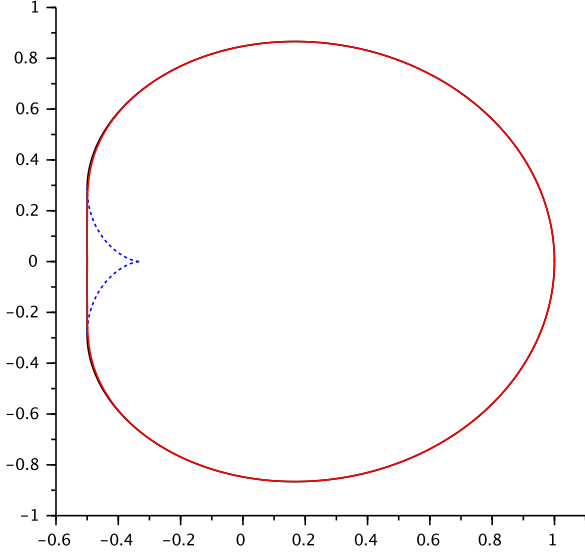


Figure 2: The boundary of Ω in red, of $W(A)$ in black.

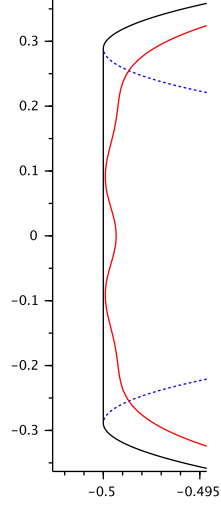


Figure 3: Zoom close to the straight line.

We are now able to compute $a_1 = g'_1(0)$, $b_1 = g'_1(0) + \frac{1}{2}g''_1(0)$, and thus M_1 with an accuracy better than 10^{-14} . We choose

$$H_1 = \begin{pmatrix} a_1 & b_1/2a_1 & -b_1^2/8a_1^3 \\ 0 & 1 & -b_1/2a_1^2 \\ 0 & 0 & 1/a_1 \end{pmatrix}, \quad \text{then} \quad H_1^{-1}M_1H_1 = \begin{pmatrix} 0 & 1 & 0 \\ 0 & 0 & 1 \\ 0 & 0 & 0 \end{pmatrix}.$$

This gives an estimate $\psi(A) \leq \psi_{cb, \mathbb{D}}(M_1) \leq 1.9996222$ with an accuracy better than 10^{-12} which ensures that $W(A)$ is a 2-spectral set for A .

It remains to show that $W(A)$ contains Ω . For that, we first remark that the set $\{z : p(z) < 0\}$ with $p(z) := 27|z|^4 - 18|z|^2 - 8\operatorname{Re}z - 1 < 0$ is the interior of the cardioid and that the rectangle $\{z : -\frac{1}{2} \leq \operatorname{Re}z \leq 0 \text{ and } |\operatorname{Im}z| \leq \sqrt{3}/6\}$ is contained in $W(A)$. Taking into account the symmetry with respect to the real axis, in order to show that Ω is contained in $W(A)$, it suffices to show that the set $\{z = f_1(e^{i\theta}) : 0 \leq \theta \leq \frac{3\pi}{4}\}$ is interior to the cardioid and that the set $\{z = f_1(e^{i\theta}) : \frac{3\pi}{4} \leq \theta \leq \pi\}$ is interior to the rectangle.

a) With $\theta_j = \frac{j\pi}{1000}$, $0 \leq j \leq 750$, we have computed $\max_{0 \leq j \leq 750} p(f_1(e^{i\theta_j})) = -0.0008777\dots$ and

$\max_{0 \leq j \leq 749} \left| \frac{p(f_1(e^{i\theta_{j+1}})) - p(f_1(e^{i\theta_j}))}{\theta_{j+1} - \theta_j} \right| = 0.0174\dots$ This gives us, for $0 \leq \theta \leq 3\pi/4$, an estimate of $\max \left| \frac{d}{d\theta} p(f_1(e^{i\theta})) \right| \leq 0.018$ and thus $\max p(f_1(e^{i\theta})) \leq -0.0008777 + 0.018\pi/2000 < -0.000849$. This shows that the set $\{z = f_1(e^{i\theta}) : 0 \leq \theta \leq \frac{3\pi}{4}\}$ is interior to the cardioid, thus interior to $W(A)$.

b) We turn now to the part $\frac{3\pi}{4} \leq \theta \leq \pi$. We have computed $\min_{750 \leq j \leq 1000} \operatorname{Re}(f_1(e^{i\theta_j})) = -0.4998968$ and $\max_{750 \leq j \leq 1000} \left| \frac{\operatorname{Re}(f_1(e^{i\theta_{j+1}})) - \operatorname{Re}(f_1(e^{i\theta_j}))}{\theta_{j+1} - \theta_j} \right| = 0.01485\dots$ This gives us, for $3\pi/4 \leq$

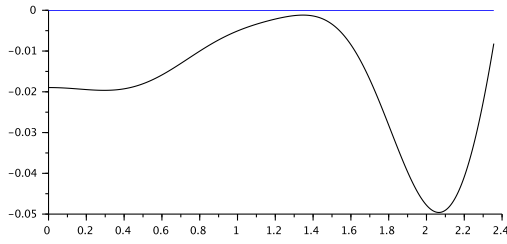


Figure 4: Curve $p(f_1(e^{i\theta}))$, $0 \leq \theta \leq \frac{3\pi}{4}$.

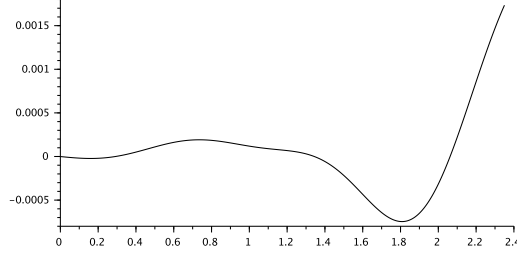


Figure 5: Curve $\frac{d}{d\theta}p(f_1(e^{i\theta}))$, $0 \leq \theta \leq \frac{3\pi}{4}$.

$\theta \leq \pi$, an estimate of $\max \left| \frac{d}{d\theta}p(f_1(e^{i\theta})) \right| \leq 0.015$ and thus $\min \operatorname{Re}(f_1(e^{i\theta})) \geq -0.4998968 - 0.015\pi/2000 > -0.499921$. Note also that this part of the curve clearly satisfies $\operatorname{Re}(f_1(e^{i\theta})) \leq 0$ and $\operatorname{Im} f_1(e^{i\theta}) \leq \sqrt{3}/6$. This shows that the set $\{z = f_1(e^{i\theta}) : \frac{3\pi}{4} \leq \theta \leq \pi\}$ is interior to $W(A)$.

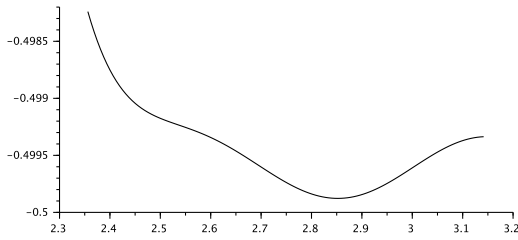


Figure 6: Curve $\operatorname{Re}(f_1(e^{i\theta}))$, $\frac{3\pi}{4} \leq \theta \leq \pi$.

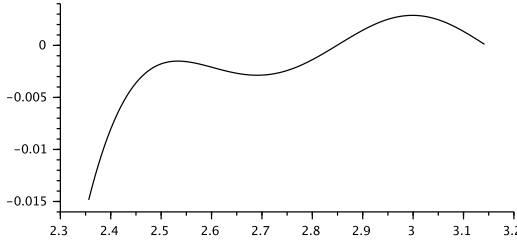


Figure 7: Curve $\frac{d}{d\theta} \operatorname{Re}(f_1(e^{i\theta}))$, $\frac{3\pi}{4} \leq \theta \leq \pi$.

3 Estimates for the class of matrices A_k

Recall [9] that the boundary of the numerical range $W(A)$ is the convex hull of the algebraic curve with tangential equation $T(u, v, w) := \det(uB + vC + wI) = 0$ where we have written $A = B + iC$, with B and C self-adjoint. For the matrix A_k , the corresponding tangential equation $T_k(u, v, w) = 0$, can be obtained from the recursion

$$T_1(u, v, w) = w, \quad T_{k+1}(u, v, w) = wT_k(u, v, w) + \frac{(w - \frac{u+iv}{2})^k - (w - \frac{u-iv}{2})^k}{iv} \frac{u^2 + v^2}{4}.$$

For instance,

$$\begin{aligned} T_3(u, v, w) &= w^3 - \frac{3}{4}w(u^2 + v^2) + \frac{1}{4}(u^2 + v^2)u, \\ T_4(u, v, w) &= w^4 - \frac{3}{2}w^2(u^2 + v^2) + w(u^2 + v^2)u - \frac{1}{16}(u^2 + v^2)(3u^2 - v^2). \end{aligned}$$

We can see, by recursion, that

$$T_k(\cos \varphi, \sin \varphi, w) = \frac{(-1)^k}{\sin \varphi} \operatorname{Im} (e^{-i\varphi} (\frac{1}{2}e^{i\varphi} - w)^k).$$

We now remark that, if $\varphi = \frac{k\theta}{2}$ and $w = -\frac{1}{2} \frac{\sin((k-1)\theta/2)}{\sin(\theta/2)}$, then $e^{-i\varphi/k}(\frac{1}{2}e^{i\varphi} - w) = \frac{1}{2} \frac{\sin(k\theta/2)}{\sin\theta/2} \in \mathbb{R}$, whence $T_k(\cos \varphi, \sin \varphi, w) = 0$. Now, we consider the algebraic curve $\{f_k(e^{i\theta}) : |\theta| \leq \pi\}$ with $f_k(z) = (\sum_{j=1}^{k-1} jz^{k-j})/k = \frac{z^{k+1}-z-k(z^2-z)}{k(z-1)^2}$. We remark that

$$k e^{i\theta} f'_k(e^{i\theta}) = \sum_{j=1}^{k-1} j(k-j)e^{i(k-j)\theta} = \frac{e^{ik\theta/2}}{2} \sum_{j=1}^{k-1} j(k-j) \cos \frac{(k-2j)\theta}{2};$$

hence, the vector $e^{ik\theta/2}$ is the unit normal at the point $f_k(e^{i\theta})$ and the equation of the tangent at this point is $\operatorname{Re}((e^{-ik\theta/2}(x+iy-f(e^{i\theta}))) = 0$, i.e. $ux+vy+w = 0$, with $u = \cos \frac{k\theta}{2}$, $v = \sin \frac{k\theta}{2}$, $w = -\operatorname{Re}(e^{-ik\theta/2} f(e^{i\theta})) = -\frac{1}{2} \sum_{j=1}^{k-1} \cos(\frac{k-2j}{2}\theta) = -\frac{1}{2} \frac{\sin((k-1)\theta/2)}{\sin(\theta/2)}$. Thus, this shows that the algebraic curve which satisfies the tangential equation $T_k(u, v, w) = 0$ is the set:¹

$$\{z : z = \frac{1}{k} \sum_{j=1}^{k-1} j e^{i(k-j)\theta}, \quad -\pi \leq \theta \leq \pi\}.$$

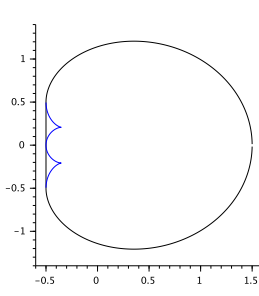


Figure 8: $W(A_4)$.

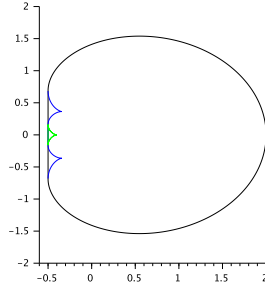


Figure 9: $W(A_5)$.

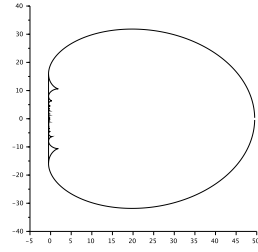


Figure 10: $W(A_{100})$.

The points with horizontal tangent are given by $\theta_j = \frac{(2j-1)\pi}{k}$, $j = 1, \dots, n$ and are cuspid for $j = 2, \dots, k-1$; the $k-1$ points of the algebraic curve on the flat part are the points $-\frac{1}{2} + \frac{i}{2 \tan(j\pi/k)}$, $j = 1, \dots, k-1$.

Note that the matrix $A_k + A_k^* + I$, whose entries are all 1's, has the simple eigenvalue k (eigenvector $(1, 1, \dots, 1)^T$), and the eigenvalue 0 of multiplicity $k-1$ (with orthonormal eigenvectors $\frac{1}{\sqrt{k}}(e^{i\theta_j}, e^{2i\theta_j}, \dots, e^{ik\theta_j})^T$, $\theta_j = \frac{2j\pi}{k}$, $j = 1, \dots, k-1$). This implies that the point $\frac{k-1}{2} = f_k(1)$ is the extremal right point of $W(A_k)$, and that the boundary has a flat part on the line $\operatorname{Re} z = -\frac{1}{2}$. The boundary of the numerical range is the union of a part of the algebraic curve and of a straight part:

$$\partial W(A_k) = \{z : z = \frac{1}{k} \sum_{j=1}^{k-1} j e^{i(k-j)\theta}, |\theta| \leq \frac{2\pi}{k}\} \cup \{z : z = -\frac{1}{2}(1+iy), -\cot(\frac{\pi}{k}) \leq y \leq \cot(\frac{\pi}{k})\}.$$

We turn now to some estimates for the constant corresponding to the matrices A_k , $k \leq 6$. For A_4 , we have computed the values $g'(0) = 1.1888506$, $g''(0) = -1.6292742$, $g'''(0) = 4.7085601$,

which gives $g(A_4) = \begin{pmatrix} 0 & a & b & c \\ 0 & 0 & a & b \\ 0 & 0 & 0 & a \\ 0 & 0 & 0 & 0 \end{pmatrix}$, with $a = 1.1888506$, $b = 0.3742134$, $c = 0.3443362$.

¹Thanks to Bernd Beckermann for a useful remark.

We have obtained a lower bound $\psi(A_4) \geq 1.9938003$ with the Blaschke product corresponding to the 3 coefficients $-0.4560323 \pm 0.3891911i$, 0.2474013 . We have also an upper bound: with the values $x = b/a^{1.5}$, $y = az - bx/a + c/a^{1.5}$, $z = -0.0735033$, $t = -0.0231366$ and the matrix

$$H = \begin{pmatrix} a^{1.5} & xa & y & t \\ 0 & a^{0.5} & 0 & z \\ 0 & 0 & a^{-0.5} & -xa \\ 0 & 0 & 0 & a^{-1.5} \end{pmatrix}, \text{ it holds } H^{-1}g(A_4)H = \begin{pmatrix} 0 & 1 & 0 & 0 \\ 0 & 0 & 1 & 0 \\ 0 & 0 & 0 & 1 \\ 0 & 0 & 0 & 0 \end{pmatrix}.$$

Then, $\text{cond}(H) \simeq 1.9938002$ and $\|H^{-1}g(A_4)H\| = 1$.

We can consider that the estimate $1.993800 \leq \psi(A_4) \leq 1.993801$ is correct.

$$\text{For } A_5, \text{ we have computed } g(A_5) = \begin{pmatrix} 0 & a & b & c & d \\ 0 & 0 & a & b & c \\ 0 & 0 & 0 & a & b \\ 0 & 0 & 0 & 0 & a \\ 0 & 0 & 0 & 0 & 0 \end{pmatrix}, \text{ with } a = 1.1170233, b = 0.2325756,$$

$c = 0.2187502$, $d = 0.1895824$.

We have obtained a lower bound $\psi(A_5) \geq 1.9929216$ with the Blaschke product corresponding to the 4 coefficients $-0.2583004 \pm 0.60451151i$, -0.6247827 , 0.3295365 . We have also an upper bound: with the values $u = -0.0194597$, $w = -0.0384976$, $g = -0.1091772$, $h = -0.2503045$, $f = ah + ba^{-2}$, $v = ag + bh + ca^{-2}$, $z = af + ba^{-1}$, $t = aw + bg + ch + da^{-2}$, $y = av + bf + ca^{-1}$, $x = az + b$ and the matrix

$$H = \begin{pmatrix} a^2 & x & y & t & u \\ 0 & a & z & v & w \\ 0 & 0 & 1 & f & g \\ 0 & 0 & 0 & a^{-1} & h \\ 0 & 0 & 0 & 0 & a^{-2} \end{pmatrix}, \text{ it holds } H^{-1}g(A_5)H = \begin{pmatrix} 0 & 1 & 0 & 0 & 0 \\ 0 & 0 & 1 & 0 & 0 \\ 0 & 0 & 0 & 1 & 0 \\ 0 & 0 & 0 & 0 & 1 \\ 0 & 0 & 0 & 0 & 0 \end{pmatrix}.$$

Then, $\text{cond}(H) \simeq 1.9929216$ and $\|H^{-1}g(A_5)H\| = 1$.

We can consider that the estimate $1.992921 \leq \psi(A_5) \leq 1.992922$ is correct.

$$\text{For } A_6, \text{ we have computed } g(A_6) = \begin{pmatrix} 0 & a & b & c & d & e \\ 0 & 0 & a & b & c & d \\ 0 & 0 & 0 & a & b & c \\ 0 & 0 & 0 & 0 & a & b \\ 0 & 0 & 0 & 0 & 0 & a \\ 0 & 0 & 0 & 0 & 0 & 0 \end{pmatrix}, \text{ with } a = 1.0798634, b = 0.1590093,$$

$c = 0.1519169$, $d = 0.1359021$ et $e = 0.1161184$.

We have obtained a lower bound $\psi(A_6) \geq 1.9924447$ with the Blaschke product corresponding to the 5 coefficients $-0.5859775 \pm 0.3199164i$, $-0.0604565 \pm 0.70030221i$, 0.3972632 , 0.3295365 . We have also an upper bound: with the values

$$y = (-0.0163999, -0.0248879, -0.0578414, -0.1294105, -0.243031),$$

$$x_9 = ay_5 + ba^{-2.5}, x_8 = ay_4 + by_5 + ca^{-2.5}, x_7 = ax_9 + ba^{-1.5}, x_6 = ay_3 + by_4 + cy_5 + da^{-2.5},$$

$$x_5 = ax_8 + bx_9 + ca^{-1.5}, x_4 = ax_7 + ba^{-0.5}, x_3 = ay_2 + by_3 + cy_4 + dy_5 + ea^{-2.5},$$

$$x_2 = ax_6 + bx_8 + cx_9 + da^{-1.5}, x_1 = ax_5 + bx_7 + ca^{-0.5}; x_0 = ax_4 + ba^{0.5},$$

and the matrix

$$H = \begin{pmatrix} a^{2.5} & x_0 & x_1 & x_2 & x_3 & y_1 \\ 0 & a^{1.5} & x_4 & x_5 & x_6 & y_2 \\ 0 & 0 & a^{-5} & x_7 & x_8 & y_3 \\ 0 & 0 & 0 & a^{-.5} & x_9 & y_4 \\ 0 & 0 & 0 & 0 & a^{-1.5} & y_5 \\ 0 & 0 & 0 & 0 & 0 & a^{-2.5} \end{pmatrix}, \text{ it holds } H^{-1}g(A_6)H = \begin{pmatrix} 0 & 1 & 0 & 0 & 0 & 0 \\ 0 & 0 & 1 & 0 & 0 & 0 \\ 0 & 0 & 0 & 1 & 0 & 0 \\ 0 & 0 & 0 & 0 & 1 & 0 \\ 0 & 0 & 0 & 0 & 0 & 1 \\ 0 & 0 & 0 & 0 & 0 & 0 \end{pmatrix}.$$

Then, $\text{cond}(H) \simeq 1.9924445$ and $\|H^{-1}g(A_6)H\| = 1$.

We can consider that the estimate $1.992444 \leq \psi(A_6) \leq 1.992445$ is correct.

Remark. *In each of these cases, the matrix $M = g(A_k)$ satisfies the relation $\psi_{\mathbb{D}}(M) = \psi_{cb, \mathbb{D}}(M)$. This property holds for all $d \times d$ matrices M if $d \leq 2$, but may fail [5] if $d \geq 3$. Also here, for the matrix H which realizes $\psi_{cb, \mathbb{D}}(M)$, $H^{-1}MH$ was a Jordan block, which is not generally the case.*

Table 1 summarizes our results.

n	lower bound	upper bound	difference
3	1.9956978	1.9956979	10^{-7}
4	1.993800	1.993801	10^{-6}
5	1.992921	1.992922	10^{-6}
6	1.992444	1.992445	10^{-6}

Table 1: Upper and Lower Bounds on $\psi(A_n) = \psi_{cb, \mathbb{D}}(M_n)$.

4 About the computation of the conformal mapping g

We may write $g(z) = z \exp(u+iv)$, with $u(z)$ and $v(z)$ harmonic real-valued functions. Note that $u(z) = -\log|z|$ on $\partial W(A)$, which determines u in $W(A)$ in a unique way.

Let us consider a representation $\partial W(A) = \{\sigma(\theta); \theta \in [0, 2\pi]\}$ of the boundary and choose $\lambda > 0$. If q is a 2π -periodic real-valued function such that,

$$\int_0^{2\pi} q(\theta) \log \left| \frac{\sigma(\theta) - \sigma(\varphi)}{\lambda} \right| d\theta = -\log |\sigma(\varphi)|, \quad \text{for all } \varphi \in [0, 2\pi[,$$

then it holds $u(z) = \int_0^{2\pi} q(\theta) \log \left| \frac{\sigma(\theta) - z}{\lambda} \right| d\theta$ since this integral is clearly harmonic and is equal to $-\log|z|$ on $\partial W(A)$. It is known that such a q exists if and only if λ is different from the logarithmic capacity of $W(A)$. Generally we will use this equation with $\lambda = 1$ and then rewrite it as

$$\int_0^{2\pi} q(\theta) \log \left| \frac{\sigma(\theta) - \sigma(\varphi)}{e^{i\theta} - e^{i\varphi}} \right| d\theta + \int_0^{2\pi} q(\theta) \log |e^{i\theta} - e^{i\varphi}| d\theta = -\log |\sigma(\varphi)|, \quad \forall \varphi \in [0, 2\pi[.$$

We discretized this equation using a representation $\sigma(\theta)$ of $\partial W(A)$ and approximating $q(\cdot)$ by a trigonometric polynomial $q_n(\cdot)$ of degree n , and employing a collocation method at the points θ_j , $j = 0, 1, \dots, 2n$ (it is known that an odd number of collocation points is necessary for such a method). So, we get an approximation $q_j = q_n(\theta_j)$ by solving the system

$$\frac{2\pi}{2n+1} \sum_{j=0}^{2n} q_j \log \left| \frac{\sigma(\theta_j) - \sigma(\theta_i)}{e^{i\theta_j} - e^{i\theta_i}} \right| + \int_0^{2\pi} q_n(\theta) \log |e^{i\theta} - e^{i\theta_i}| d\theta = -\log |\sigma(\theta_i)|,$$

for $i = 0, 1, \dots, 2n$.

We have approximated the first integral by the trapezoidal formula; of course, if $j = i$, we have to replace $\log \left| \frac{\sigma(\theta_j) - \sigma(\theta_i)}{e^{i\theta_j} - e^{i\theta_i}} \right|$ by $\log |\sigma'(\theta_i)|$. Recall that, for the remaining integral, there holds

$$\int_0^{2\pi} q_n(\theta) \log |e^{i\theta} - e^{i\theta_i}| d\theta = -\frac{2\pi}{2n+1} \sum_{j=0}^{2n} c(j-i) q_j,$$

$$\text{with } c(k) = c(-k) = \sum_{j=1}^n \frac{\cos j\theta_k}{j}.$$

Then, we obtain the approximation of u from

$$u(z) \simeq \frac{2\pi}{2n+1} \sum_{j=0}^{2n} q_j \log |\sigma(\theta_j) - z|$$

and the approximation of the derivatives of g at 0 (note that here $v(x) = 0$ if $x \in \mathbb{R}$)

$$\begin{aligned} g'(0) &= \exp(u(0)), \quad g''(0) = 2g'(0)u'(0), \quad g^{(3)}(0) = 3g'(0)(u'(0)^2 + u''(0)), \\ g^{(4)}(0) &= 4g'(0)(u'(0)^3 + 3u'(0)u''(0) + u^{(3)}(0)), \\ g^{(5)}(0) &= 5g'(0)(u'(0)^4 + 6u'(0)^2u''(0) + 4u'(0)u^{(3)}(0) + 3u''(0)^2 + u^{(4)}(0)), \end{aligned}$$

via the formulae

$$g'(0) \simeq \exp\left(\frac{2\pi}{2n+1} \sum_{j=1}^{2n+1} q_j \log |\sigma(\theta_j)|\right), \quad u^{(k)}(0) \simeq -(k-1)! \frac{2\pi}{2n+1} \operatorname{Re}\left(\sum_{j=1}^{2n+1} \frac{q_j}{\sigma(\theta_j)^k}\right).$$

Remark. In order to get q , we have to solve a linear system of the form $Mq = b$. But it could appear that the matrix M is not invertible, or badly conditioned, if the logarithmic capacity of $W(A)$ is close to 1. In this case, we can replace this system by $(M-E)q = b-e$ where E (resp. e) is a matrix (resp. a vector) with all entries equal to 1.

This method is very efficient for analytic boundary (exponential convergence with respect to n , see for instance [1]), but here we have singularities at the transition points between the straight line and the algebraic part, which reduces the order of convergence to $O(n^{-4})$ which is still good. With $\varphi_k(z) = \frac{1}{k} \sum_{j=1}^{k-1} j z^{i(k-j)}$, we have

$$\partial W(A_k) = \{z : z = \varphi_k(\theta), -\frac{2\pi}{k} \leq \theta \leq \frac{2\pi}{k}\} \cup \{z : z = -\frac{1}{2}(1+iy), -\cot(\frac{\pi}{k}) \leq y \leq \cot(\frac{\pi}{k})\}.$$

We have used $2n+1$ points on the algebraic part of $\partial W(A_k)$: $z_j = \varphi_k(\frac{2\pi j}{kn})$ for $j = -n, \dots, n$ and $2n_2$ equidistant points on the straight part $z_{n+j} = z_n - jhi$, $j = 1, \dots, 2n_2$ where $h = 2 \cot(\frac{\pi}{k}) / (2n_2+1)$ and n_2 is chosen such that h is as close as possible to $|z_n - z_{n-1}|$.

5 Program in Matlab for the computation of $g(A)$

```
function [gofA,gderivs,nn]= Akstudy(k,n);

% For 3 <= k <= 6, forms the kxk matrix A with ones in the
% strict upper triangle and zeros elsewhere, and computes
% its image gofA under the Riemann mapping from W(A) to the
% unit disk with g(0) = 0, g'(0) > 0. gderivs(j), j=1,...,5,
```

```

% contains the value of the jth derivative of g at 0.
% W(A) consists of a cardioid and a vertical line segment,
% and 2n+1 points are used to represent the cardioid portion.
% Output argument nn is then the total number of discretization
% points used to represent the boundary of W(A). Note also
% that n may be modified (to make things come out even).

A = triu(ones(k),1); % Form the matrix.

% Discretize W(A). Use n+1 points on the upper part of the
% algebraic curve.
th = 2*[0:n]'*pi/n/k;
z = zeros(size(th));
for j=1:k-1, z = z + (k-j)*exp(1i*j*th)/k; end;

% Choose the same step size on the line segment.
h = abs(z(n+1)-z(n));
nn = fix(imag(z(n+1))/h - 0.5);
h = imag(z(n+1))/(nn+0.5);
for j=1:nn, z(n+1+j) = z(n+1) - 1i*j*h; end;

% Complete by symmetry.
nn = n+1+nn;
zz = conj(z);
z = [z(1:nn); zz(nn:-1:2)];

% Plot W(A).
plot([z; z(1)],'-k','LineWidth',2), axis equal, shg

% Compute the conformal mapping.
nn = length(z); n = (nn-1)/2;
zz = z;
e = [1:n]'; ee = 2*pi/nn * [1:n]';
c0 = sum(ones(size(e)) ./ e);
c = zeros(nn-1,1); d = zeros(nn-1,1);
for j=1:nn-1, c(j) = sum(cos(j*ee)./e); end;
for j=1:nn-1, d(j) = sum(2*sin(j*ee) .* e)/nn; end;
dd = [d; 0];
zzprim = zeros(nn,1);
for j=1:nn, dd = [dd(nn); dd(1:nn-1)]; zzprim(j) = sum(zz.*dd); end;
zzprim = abs(zzprim);

% Compute the matrix M such that  $M_q = -\log |\sigma|$ .
ee = exp(1i*2*pi/nn * [1:nn]');
M = zeros(nn,nn);
for j=1:nn,
    M(j,j) = log(zzprim(j)) - c0;
    for k=j+1:nn,

```

```

    M(k,j) = log(abs((zz(k)-zz(j))/(ee(k)-ee(j)))) - c(k-j);
    M(j,k) = M(k,j);
end;
end;

% If t < 0, M is badly conditioned, so we translate M.
t = 10^4-cond(M);
if t < 0, M = M - ones(M); t, pause, end;

% Compute q.
b0 = log(abs(zz));
q = -M\b0;

% Take account of the translation.
if t < 0, b0 = b0 - ones(b0); end;

% Compute derivatives of g at 0.
gp = exp(sum(q.*b0));
b = -real(sum(q./zz));
c = -real(sum(q./zz.^2));
d = -2*real(sum(q./zz.^3));
ed = -6*real(sum(q./zz.^4));
gs = 2*gp*b; gt = 3*gp*(b^2 + c);
gq = 4*gp*(3*b*c + b^3 + d);
gc = 5*gp*(b^4 + 6*b^2*c + 4*b*d + 3*c^2 + ed);
gderivs = [gp, gs, gt, gq, gc];
gofA = gp*A + 0.5*gs*A^2 + (1/6)*gt*A^3 + (1/24)*gq*A^4 + (1/120)*gc*A^5;

```

Acknowledgment: The first author conducted this work within the France 2030 framework programme, the Centre Henri Lebesgue ANR-11-LABX-0020-01

References

- [1] R.S. CHENG AND D. ARNOLD, *The delta-trigonometric method using the single layer potential representation*, J. of Integral Equations and Applications, **1** (1988), pp. 517–547, <https://doi.org/10.1216/JIE-1988-1-4-517>.
- [2] D. CHOI, *A proof of Crouzeix’s conjecture for a class of matrices*, Lin. Alg. Appl., 438 (2013), pp. 3247–3257, <https://doi.org/10.1016/j.laa.2012.12.045>.
- [3] D. CHOI, A. GREENBAUM, *Roots of matrices in the study of GMRES convergence and Crouzeix’s conjecture*, SIAM J. Matrix Anal. Appl., **36** (2015), pp. 289–301, <https://doi.org/10.1137/140961742>.
- [4] M. CROUZEIX, *Bounds for analytic functions of matrices*, Int. Eq. Op. Th., **48** (2004), pp. 461–477, <https://doi.org/10.1007/s00020-002-1188-6>.

- [5] M. CROUZEIX, F. GILFEATHER, AND J. HOLBROOK, *Polynomial bounds for small matrices*, Linear and Multilinear Algebra, **62**, no. 5 (2014), pp. 614–625, <https://doi.org/10.1080/03081087.2013.777439>.
- [6] C. GLADER, M. KURULA, AND M. LINDSTROM, *Crouzeix’s conjecture holds for tridiagonal 3×3 matrices with elliptic numerical range centered at an eigenvalue*, SIAM J. Matrix Anal. Appl., 39 (2018), pp. 346–364, <https://doi.org/10.1137/17M1110663>.
- [7] H.-L. GAU AND P. Y. WU, *Numerical ranges of KMS matrices*, Acta Sci. Math. (Szeged), 79 (2013), no. 3–4, pp. 583–610, <https://doi.org/10.1007/BF03651342>.
- [8] M. KAC, W. L. MURDOCK AND G. SZEGŐ, *On the eigenvalues of certain Hermitian forms*, J. Rational Mech. Anal., 2 (1953), pp. 767–800, <https://www.jstor.org/stable/24900353>.
- [9] R. KIPPENHAHN, *On the numerical range of a matrix*, Translated from the German by Paul F. Zachlin and Michiel E. Hochstenbach, Linear Multilinear Algebra **56** (2008), pp. 185–225, <https://doi.org/10.1080/03081080701553768>.
- [10] M. L. OVERTON, *Local minimizers of the Crouzeix ratio: a nonsmooth optimization case study*, Calcolo **59,8** (2022), <https://doi.org/10.1007/s10092-021-00448-z>.
- [11] V. PAULSEN, *Completely bounded maps and operator algebras*, Cambridge Univ. Press, 2002, <https://doi.org/10.1017/CB09780511546631>.