



HAL
open science

Regeneration and reusability of non-conventional low-cost adsorbents to remove dyes from wastewaters in multiple consecutive adsorption–desorption cycles: a review

Nouredine El Messaoudi, Mohammed El Khomri, Abdelaziz El Mouden, Amal Bouich, Amane Jada, Abdellah Lacherai, Hafiz Iqbal, Sikandar Mulla, Vineet Kumar, Juliana Heloisa Pinê Américo-Pinheiro

► To cite this version:

Nouredine El Messaoudi, Mohammed El Khomri, Abdelaziz El Mouden, Amal Bouich, Amane Jada, et al.. Regeneration and reusability of non-conventional low-cost adsorbents to remove dyes from wastewaters in multiple consecutive adsorption–desorption cycles: a review. *Biomass Conversion and Biorefinery*, 2022, <10.1007/s13399-022-03604-9>. <hal-04298171>

HAL Id: hal-04298171

<https://hal.science/hal-04298171v1>

Submitted on 23 Nov 2023

HAL is a multi-disciplinary open access archive for the deposit and dissemination of scientific research documents, whether they are published or not. The documents may come from teaching and research institutions in France or abroad, or from public or private research centers.

L'archive ouverte pluridisciplinaire HAL, est destinée au dépôt et à la diffusion de documents scientifiques de niveau recherche, publiés ou non, émanant des établissements d'enseignement et de recherche français ou étrangers, des laboratoires publics ou privés.



HAL Authorization

Regeneration and reusability of non-conventional low-cost adsorbents to remove dyes from wastewaters in multiple consecutive adsorption–desorption cycles: a review

Noureddine El Messaoudi¹  · Mohammed El Khomri¹ · Abdelaziz El Mouden¹ · Amal Bouich² · Amane Jada³ · Abdellah Lacherai¹ · Hafiz M. N. Iqbal⁴ · Sikandar I. Mulla⁵ · Vineet Kumar⁶ · Juliana Heloisa Pinê Américo-Pinheiro^{7,8}

Abstract

The global economy's growths due to industrialization, accompanied by urbanization high rate, have led to severe anthropogenic pollution impacting both the environment and human health. Regarding particularly the aquatic systems' chemical pollution, as resulting mainly from the release of liquid effluents containing dye molecules and organic pollutants, it is therefore necessary to use innovative processes for treating the polluted water. At first sight, adsorption seemed like an excellent process due to its simplicity and efficiency, but this technique simply moves the dye from an aqueous medium to the adsorbent surface, thus creating sludges which are new pollution forms. Hence, we need to treat this polluted adsorbent in order to recover the removed dye and to reuse once more the adsorbent for others dye removal adsorption cycles. This review focuses on regenerating low-cost adsorbents (LCAs), saturated with dyes, by using different desorbing agents and on exploring their potential to be reused. These low-cost materials have been classified into four classes based on their origin: agricultural solid wastes; industrial by-products and wastes; natural materials; and sea materials and biomasses. Different chemical agents such as acids, bases, salts, organic solvents, alcohols, and chelating reagents have been used as eluents to regenerate the dye-covered adsorbents. Therefore, in the present review citing 210 literature articles, it is demonstrated the excellent regeneration and high reusability of the LCAs suited for dye removal from environmental wastewater. In this review paper, we show that the agricultural solid wastes (39.56%) are the most regenerated and reused, in comparison to, sea materials and biomasses (22.31%), industrial by-products and wastes (18.71%), and natural materials (19.42%).

Keywords Dyes · Low-cost adsorbents · Desorbing agent · Regeneration · Reusability · Wastewater treatment

Abbreviations

AB25 Acid blue 25
AR73 Acid red 73
AR88 Acid red 88
AO7 Acid orange 7

AO10 Acid orange 10
AV49 Acid violet 49
BB Bromophenol blue
BF Basic fuchsine
BG Brilliant green

✉ Noureddine El Messaoudi
noureddine.elmessaoudi@edu.uiz.ac.ma

¹ Laboratory of Applied Chemistry and Environment, Ibn Zohr University, 80000 Agadir, Morocco

² Department of Applied Physics, Institute of Design and Manufacturing (IDF), Polytechnic University of Valencia, 46000 Valencia, Spain

³ Institute of Materials Science of Mulhouse (IS2M), High Alsace University, 15 Rue Jean Starcky, 68057 Mulhouse, France

⁴ Tecnológico de Monterrey, School of Engineering and Sciences, 64849 Monterrey, Mexico

⁵ Department of Biochemistry, School of Applied Sciences, REVA University, Bangalore 560064, India

⁶ Department of Basic and Applied Sciences, School of Engineering and Sciences, G D Goenka University, Sohna Road, Gurugram, Haryana 122103, India

⁷ Graduate Program in Environmental Sciences, Brazil University, Street Carolina Fonseca, São Paulo - SP 58408230-030, Brazil

⁸ Department of Forest Science, Soils and Environment, School of Agronomic Sciences, São Paulo State University, Ave. Universitária, 3780, Botucatu, SP 18610-034, Brazil

BR	Basic red
BR2	Basic red 2
BR0	Basic red 9
CR	Congo red
CV	Crystal violet
DB	Drimaren blue
DB73	Disperse blue 73
DG	Drimaren gold
DR	Drimaren red
DY28	Direct yellow 28
EBT	Eriochrome black T
EY	Eosin yellow
IC	Indigo carmine
LCA	Low-cost adsorbent
MB	Methylene blue
MG	Malachite green
MO	Methyl orange
MV	Methyl violet
MV2B	Methyl violet 2B
NR	Natural red
RB5	Reactive black 5
RB19	Reactive blue 19
RB49	Reactive blue 49
RBBR	Remazol brilliant blue R
RE5	Red 5
ReB5	Remazol black 5
Rh6G	Rhodamine 6 g
RhB	Rhodamine B
RO122	Reactive orange 122
RY	Reactive yellow
RY86	Reactive yellow 86
RY145	Reactive yellow 145
RY176	Reactive yellow 176
PB	Pyronin B
SO	Safranin-O
Y6	Yellow 6

1 Introduction

Colored wastewater is caused by the presence of synthetic organic dyes [1]. It is regarded as a polluted water resources having many negative impacts on human health and aquatic life [2–8]. It is noteworthy to note that the ingestion of these dyes causes cancer, mutagen, teratogen, cardiovascular shock, vomiting, gastrointestinal pain, diarrhea, etc. (Fig. 1). Thereby, there is an urgent need to develop treatment technologies for the water solutions polluted by the dye. Scientific workers have made great efforts to investigate various removal techniques for dye, including biological flocculation, electrolytic route, Fenton oxidation, photocatalysis, membrane, and adsorption [9–16]. Among these methods, adsorption plays an important role because of its low cost,

simple operation, and high removal efficiency, making it a reliable removal technique [17–25]. Adsorption is a physico-chemical technique based on the mass transfer between two phases: liquid–solid, liquid–liquid, liquid–gas, and gas–solid [26, 27]. Adsorption efficiency (%) was calculated using Eq. 1 [28–30]:

$$\%Adsorption = \frac{C_0 - C_e}{C_0} \times 100 \quad (1)$$

In the above formula, C_0 (mg/L) and C_e (mg/L) are, respectively, the initial concentration and the final concentration at the equilibrium of the organic pollutant.

The dyes' adsorption performance from water onto LCAs depends on the properties of the adsorbent used, such as its surface area, its pore volume, and its pore distribution, which may be affected by the LCA chemical composition and the thermal conversion process conditions, as well as, the chemical activation [31–33]. Note that the dye-covered low-cost adsorbent (LCA) obtained from wastewater treatment may pose a significant threat when it is disposed directly into the environment, due to the possibility of the dye leaching [34, 35]. Therefore, a sustainable approach to mitigate the negative environmental impact resulting from such secondary pollutant is to regenerate the LCA [36, 37]. However, the regeneration and the reuse of adsorbents ensure that the entire remediation process is cost-effective [34, 38, 39]. The regeneration process basically shifts the adsorption equilibrium from adsorption to desorption [40–42]. A number of researchers regenerate and reuse the LCAs for eliminating dyes from wastewater for different reasons: these materials are abundantly available in large quantities, are environmentally friendly materials, have high regeneration percentages, are easy to regenerate, and are excellent in reusability for eliminating dyes [43–53].

Several techniques are used in the regeneration of the LCAs for dye removal from wastewaters such as the chemical method, the biological method, the advance oxidative method, the thermal regeneration, the ultrasound regeneration, the microwave-assisted method, and the electrochemical regeneration [34, 54–56]. Table 1 represents the advantages and disadvantages of some adsorbent regeneration methods. Chemical regeneration is a simple technique in which acids, alkalis, and organic solvents having either oxidizing or solubilizing capacity are used to dissolve the adsorbates and to restore the adsorption ability of the LCA [36, 57, 58]. The chemical regeneration method has the main advantages of high regeneration efficiency, almost zero carbon loss, quick regeneration, and possible adsorbate recovery [34, 59]. It is useful, especially when the adsorbates form strong bonds with the adsorbent's surface [60, 61]. The regeneration capacity of any adsorbent depends on the solution pH and the rate of oxidation and degradation by

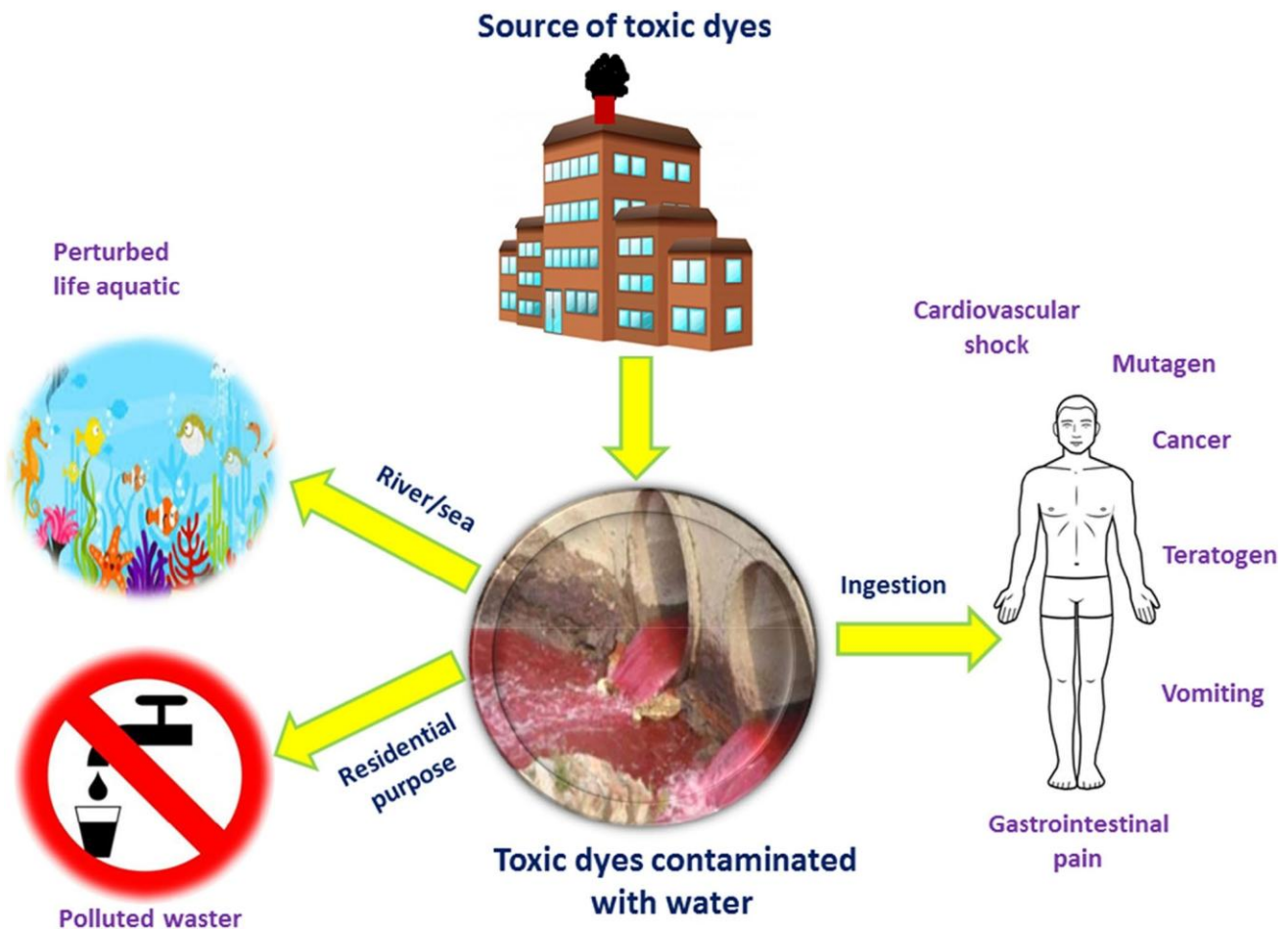


Fig. 1 Impacts of the toxic dyes on the environment, aquatic life, and human health

Table 1 Advantages and disadvantages of some adsorbent regeneration methods [81]

Regeneration method	Advantages	Disadvantages
Biological method	Efficient, less time-consuming, eco-friendly	Very slow, block the pores of adsorbent, only applicable for biodegradable pollutants
Thermal regeneration	Efficient	Highly expensive, degrade the pores of adsorbent, time-consuming, create air pollution
Advance oxidative method	Efficient	Highly expensive, degrade the pores of adsorbent, time-consuming
Microwave regeneration	Efficient, less time-consuming, eco-friendly	Highly expensive, degrade the pores of adsorbent, required further treatment
Ultrasound regeneration	Efficient, less time-consuming, eco-friendly	Highly expensive, degrade the pores of the adsorbent

complexion [59, 62]. The thermal regeneration under an inert atmosphere has been widely used due to its simplicity and versatility [63, 64]. During this process, exhausted adsorbents are exposed to high temperatures (500–800 °C) in an inert gas, requiring subsequent oxidation of released volatile compounds [65, 66]. Recently, the application of the microwave heating method in LCA regeneration has been employed by many researchers [67–70]. The improvement of LCA regeneration via the microwave method results from

its heating mechanism, where the energy supplied directly penetrated into the carbon bed and then it is transformed into heat inside the carbon matrix by dipole rotation and ionic conduction [71–73]. Electrochemical regeneration is a promising option, having characteristics which include environmental compatibility, energy efficiency, safety, selectivity, and cost-effectiveness [74–76]. Among all the regeneration techniques, no stimulating technique has been individually found to keep or to improve the adsorption efficiencies of all

adsorbents. Indeed, researchers are more inclined toward the regeneration and the reuse of adsorbents due to their production high cost, their stabilization, and their disposal [77]. It is cost-effective to regenerate LCA for their reuse during the pollutants' sorptive removal from wastewater. However, the used LCAs have known limitations in terms of their cost, their regeneration, and their reusability which should be addressed [78]. Hence, the capacity of an adsorbent to regenerate and its cost are two of the greatest challenges associated with the adsorption process [79].

Desorption is the reverse reaction of adsorption; it is about removing the adsorbed molecule from the adsorbent surface by using different desorbing agents (Fig. 2). The percentage of dye desorption (%) is calculated by using Eq. 2 [80]:

$$\%Desorption = \frac{C_d}{C_a} \times 100 \quad (2)$$

where C_a (mg/L) and C_d (mg/L) are the concentrations of adsorbed and desorbed dye, respectively.

The present work reports on the regeneration and the reuse of non-conventional LCAs (Fig. 3) as prepared from agricultural solid wastes (sugarcane bagasse, wheat straw, nutshell, plant leaf, plant fiber, wood shaving, sawdust, oil palm wood, fruit waste, fruit peel, seed, tea waste, etc.), industrial by-products and wastes (fly ash, sludge ash, metal hydroxide sludge, bottom ash, red mud, etc.), natural materials (natural clay, zeolite, sepiolite, bentonite, soil,

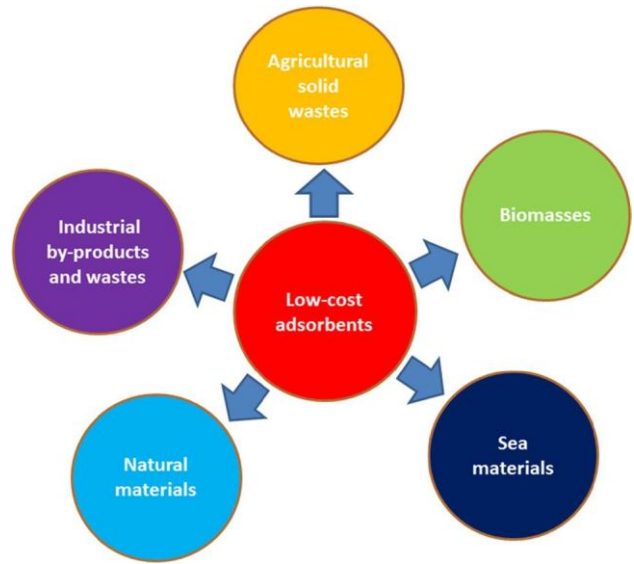
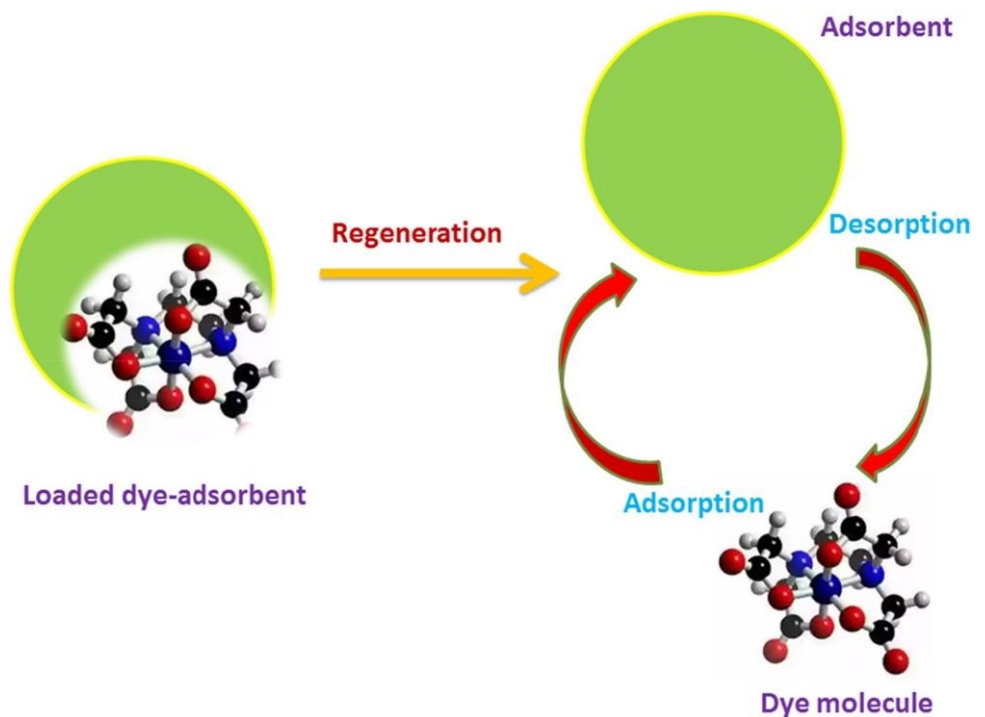


Fig. 3 Different types of non-conventional LCAs

montmorillonite, kaolin, halloysite, dolomite, siliceous materials, etc.), sea materials (alga, chitosan, and chitin, peat moss, seafood wastes, etc.), and biomasses (fungi, bacteria, yeast, etc.), to remove dyes from wastewaters in multiple adsorption–desorption cycles. Furthermore, different desorbing agents (acids, bases, salts, organic solvents, alcohols, water, and chelating reagents) for the regeneration of these materials are discussed.

Fig. 2 Dye adsorption and desorption from the dye-covered adsorbent



2 Regeneration and reuse of non-conventional LCAs

2.1 Agricultural solid wastes

Currently, available adsorbents are based on agricultural solid wastes, as the main, mostly non-renewable materials. Therefore, the development of renewable and recyclable agricultural solid adsorbents has contributed to the achievement of sustainable development. Many agricultural solid wastes have been developed, and they were used as renewable adsorbents with good adsorption properties [82–84]. However, relevant studies have shown that agricultural solid wastes have porous fibrous structures and contain various functional groups, like carboxyl and hydroxyl groups [85]. Regeneration of these material wastes for their reusability to eliminate dyes from wastewater is economically feasible with high adsorption efficiency mostly due to their physicochemical characteristics [86].

In this context, El Messaoudi et al. [80] have regenerated and reused the date stones and jujube shells for the Congo red (CR) removal in four biosorption–desorption cycles, using NaOH as the desorbing agent (Fig. 4); the biosorption efficiency was found to decrease from 94.91 to 73.24% for date stones and from 97.88 to 67.22% for jujube shells at a concentration of CR before biosorption of 100 mg/L and temperature of $50 < \text{°C}$ for 90 min of contact time. Similar results were reported by Al-Zoubi et al. [87] and Sharma et al. [88].

The reuse of treated *Pinus elliottii* sawdust to remove methylene blue (MB) four times was reported by Bortoluz et al. [89]. These authors have found that the removal percentage of MB ranged from 97 to 73%, between the first and the fourth cycle using 1 M HCl. A similar observation was reported by Mashkoo and Nasar [90] in the regeneration of magnetized *Tectona grandis* sawdust with 0.1 M HCl; the desorption capacity was 70.60% in the fourth cycle.

The main adsorbents for dye removal, which were prepared from agricultural solid wastes and were reported in the literature, are presented in Table 2. In general, the dye adsorption and desorption efficiencies, by using adsorbents originating from agricultural solid wastes, decrease after each cycle. Such a decrease was attributed to the decrease of the available adsorbent surface sites [91]. In addition, the NaOH and HCl aqueous solutions were found to be the best eluents for this regeneration.

2.2 Industrial by-products and solid wastes

Several industrial by-products have been proposed by several researchers for dye removal from wastewater [128, 129].

Dash et al. [129] studied the regeneration of modified coal fly ash to remove rhodamine 6G (Rh6G) and malachite green (MG) in 3 cycles of adsorption–desorption using NaOH ($pH = 8$) (Fig. 5). The Rh6G desorption efficiency decreased from 97.98 (first cycle) to 87.61% (third cycle), while MG desorption efficiency decreases from 97.38 (first cycle) to 88.31% (third cycle).

The regeneration and the reusability of the keratin protein (0.5 M wool) for rhodamine B (RhB) removal from

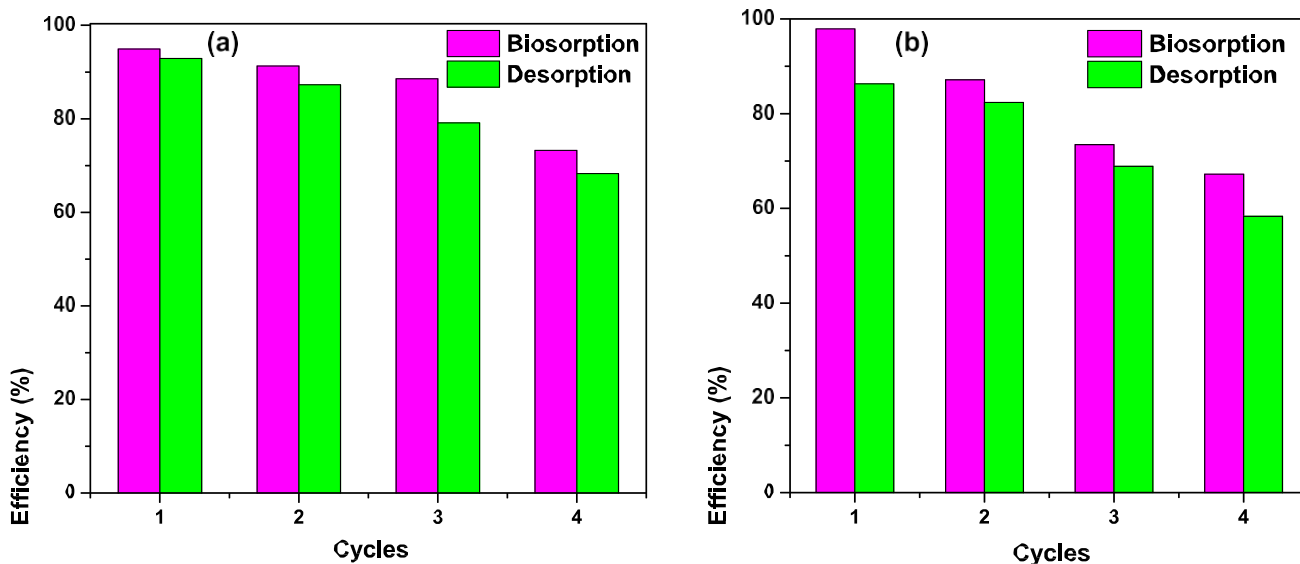


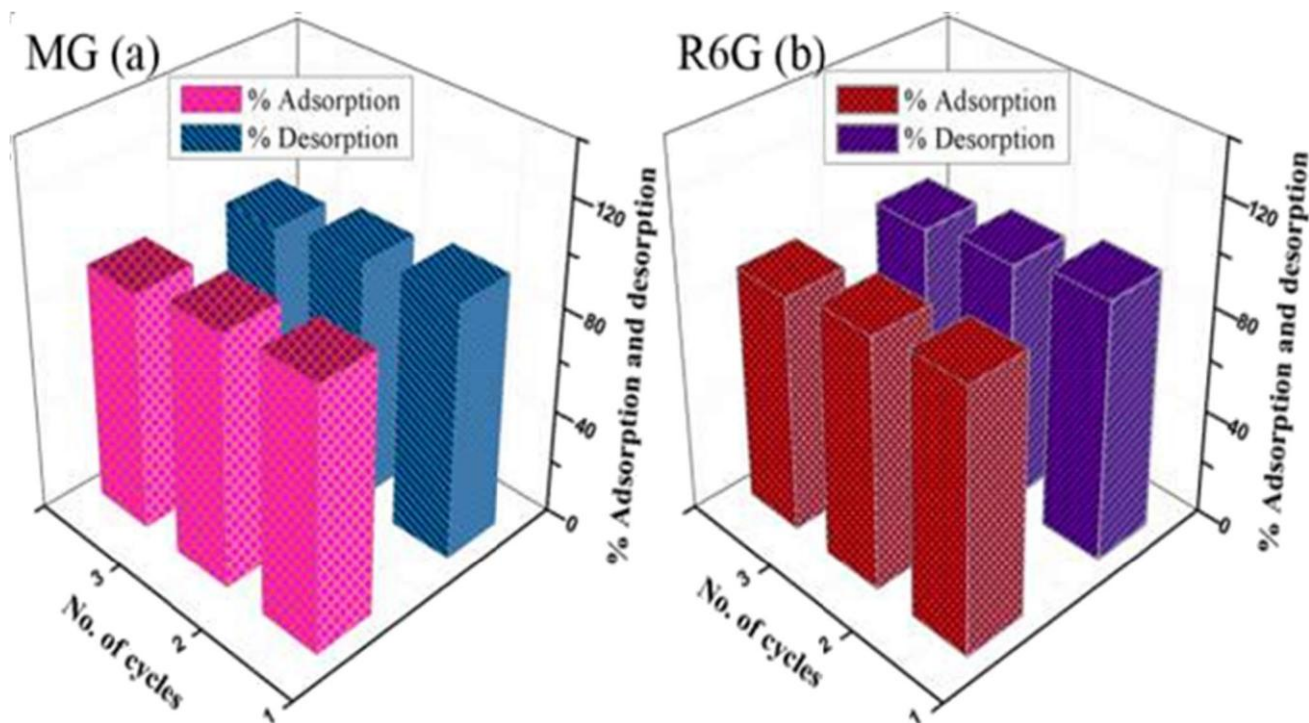
Fig. 4 Biosorption/desorption percentages cycles of CR from **a** date stones (*Phoenix dactylifera*) and **b** jujube shells (*Ziziphus lotus*) [80]

Table 2 Regeneration of adsorbents produced from agricultural solid wastes, for dye removal

Adsorbent	Dye	Ads. (%)	Des. (%)	N ^o of cycles	Desorbing Agent	Ref
<i>Clitoria fairchildiana</i>	Rh6G	90.27	21.78	2	C ₂ H ₅ OH	[92]
<i>Cornulaca monacantha</i> stem	CR	45.88	72.75	6	0.01 M NaOH	[88]
Date stones	CR	73.24	68.24	4	0.02 M NaOH	[80]
Jujube shells	CR	67.22	58.33	4	0.04 M NaOH	[80]
Olive pomace	DB73	100.00	67.00	5	CH ₃ COOH	[93]
Modified sugarcane bagasse	RB5	69.88	–	5	0.1 M NaOH	[94]
Modified sugarcane bagasse	AO10	93.6	–	5	0.1 M NaOH	[94]
Modified <i>Pyracantha coccinea</i>	MB	56.56	–	14	0.01 M HCl	[95]
Natural wheat straw	MB	57.20	–	3	0.1 M HCl	[96]
Modified wheat straw	MB	43.5	–	3	0.1 M HCl	[96]
<i>Salvinia minima</i>	MB	87.72	70.59	3	0.1 M HCl	[97]
Modified celery	MB	–	97.00	5	0.1 M HCl	[98]
Leaves of platanus	MB	68.00	–	3	Deionized water	[99]
Alkaline-treated orange tree sawdust	MB	29.49	–	5	0.5 M NaCl	[100]
Seeds of <i>Punica granatum L</i>	MB	79.00	–	2	CH ₃ COOH	[101]
Seeds of <i>Punica granatum L</i>	CV	85.00	–	2	CH ₃ COOH	[101]
Chemically treated olive pomace	CV	–	73.98	4	0.5 M HCl	[102]
Carboxylation kapok fiber	NR	74.20	–	10	0.1 M HCl	[103]
Carboxylation kapok fiber	MB	47.30	–	10	0.1 M HCl	[103]
Carboxylation kapok fiber	Rh6G	39.80	–	10	0.1 M HCl	[103]
Fatted jojoba residues	EBT	61.15	–	4	0.1 M NaOH	[87]
Fatted jojoba residues	CR	22.21	–	4	0.1 M NaOH	[87]
Walnut shell	MB	–	94.77	1	0.1 M HCl	[104]
Defatted jojoba residues	EBT	73.80	–	4	0.1 M NaOH	[87]
Defatted jojoba residues	CR	49.45	–	4	0.1 M NaOH	[87]
Modified sugarcane bagasse cellulose	MB	–	85.40	5	0.1 M HNO ₃	[105]
Modified sugarcane bagasse cellulose	CV	–	83.10	5	0.1 M HNO ₃	[105]
Alkali-treated orange tree sawdust	MB	–	93.00	1	0.5 NaCl	[106]
Treated <i>Pinus elliottii</i> sawdust	MB	73.00	–	4	1 M HCl	[89]
Jackfruit seed	MG	87.00	–	2	0.1 M NaOH	[107]
Magnetized <i>Tectona grandis</i> sawdust	MB	–	70.60	4	0.1 M HCl	[90]
Citric acid-modified sawdust	MB	–	90.00	3	0.01 M HCl	[108]
<i>Calotropis procera</i>	CR	32.00	–	6	1 M HCl	[109]
Modified- <i>Actinidia deliciosa</i> peels	CV	–	45.00	4	1 M CH ₃ COOH	[110]
Modified sugarcane bagasse	MB	–	78.30	5	TiO ₂ hydrosol (pH=2)	[111]
Mandarin peel	MB	86.12	–	3	1 M HCl	[112]
<i>Artocarpus odoratissimus</i> leaves	RhB	44.00	–	5	1 M HCl	[113]
<i>Terminalia ivorensis</i> seed waste	MB	–	86.37	1	0.1 M HCl	[114]
NaOH- <i>Artocarpus odoratissimus</i> leaves	MV2B	90.00	–	5	1 M NaOH	[115]
<i>Irvingia gabonensis</i> endocarp	RhB	–	81.82	1	CH ₃ COOH	[116]
Activated charcoal of <i>Thuja orientalis</i> leaves	RBRR	73.00	–	4	0.1 M HCl	[117]
Banana peel	CR	–	93.30	1	0.1 M NaOH	[118]
Acid modified-hazelnut shell	MB	90.00	–	5	0.5 M HCl	[119]
NaOH activated-betel nut husk	MB	74.00	–	5	NaCl/ C ₂ H ₅ OH	[120]
<i>Eragrostis plana</i> nees	CV	–	72.00	1	1 M CH ₃ COOH	[121]
NaOH treated- <i>Caesalpinia ferrea</i> fruits	MB	95	–	5	0.2 M HCl	[122]
Waste of <i>citrus sinesis</i>	RB19	–	35.97	1	NaOH	[123]
Waste of <i>citrus sinesis</i>	RB49	–	42.58	1	NaOH	[123]
H ₂ SO ₄ activated- <i>Gossypium hirsutum</i> seed	BR2	50.00	–	3	CH ₃ COOH	[124]

Table 2 (continued)

Adsorbent	Dye	Ads. (%)	Des. (%)	N ^o of cycles	Desorbing Agent	Ref
<i>Luffa cylindrical</i>	MB	–	6.43	1	HCl	[125]
Chemically treated <i>Lawsonia inermis</i> seeds	BG	–	39.00	5	1 M (CH ₂ COOH) ₂	[126]
Citrus limetta peel	MB	–	32.46	1	0.1 M HCl	[127]

**Fig. 5** Adsorption/desorption cycles of RhB and malachite green from modified coal fly ash with permission [129]

an aqueous solution were investigated by Tissera et al. (2020) [130]. The dye removal decreased from 100 to 94% in the fourth cycle using 0.5% NaOH ($pH = 2$) as eluent, by keeping all the parameters constant (concentration of *RhB* = 80 mg/L, loaded dye-adsorbent dosage = 0.8 g/L, contact time = 30 min), while the desorption capacity remains constant during three cycles. A similar result was reported by Thakur and Kaur [131] using paper industry sludge waste as a LCA and HCl as an eluent. The regeneration of adsorbents produced from the industrial by-products and wastes and reported in the literature is summarized in Table 3.

2.3 Natural materials

Natural materials such as clays which are hydrous aluminosilicate minerals are used in the treatment of textile effluents, due to their abundance in large quantities in most countries in the world [143, 144]. Other natural materials such as Zeolites which are aluminosilicates are also used for the treatment of inorganic and organic pollutants [145]. Finally,

siliceous materials are the most LCAs used for eliminating anionic dyes from aqueous solutions [146].

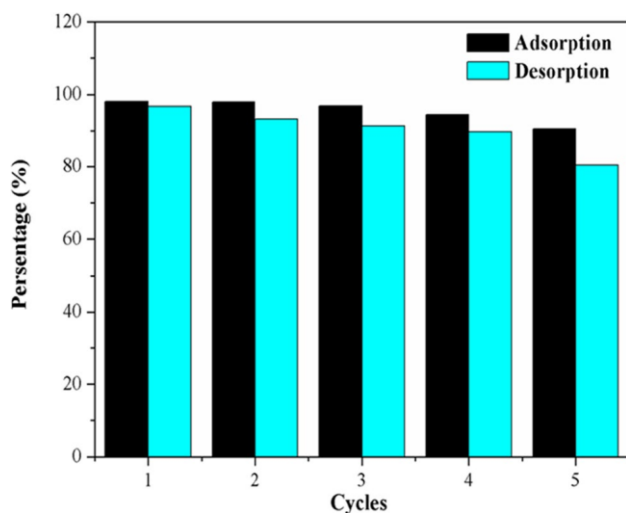
Bentahar et al. [147] tested the ability and reusability of Moroccan natural clay for removal of MB from aqueous solution in five cycles of adsorption–desorption using 0.3 M HNO₃ (Fig. 6). It found that adsorption efficiency was 90.57% after five cycles at an initial concentration of 100 mg/L of MB and 1 g/L of dye-adsorbent dosage. Similar results were reported by Ma et al. [148] using hydrolyzed polyacrylamide-modified diatomite and by Momina et al. [40] using bentonite coating (*Paintosorp*TM). Table 4 presents the regeneration of different adsorbents used to remove dyes from wastewater, as prepared from natural materials.

2.4 Sea materials and biomasses

Sea materials are economically attractive, abundant, and environmentally friendly. Chitosan and chitin which are natural polysaccharides extracted from crustaceans are the main sea materials employed for eliminating dyes from

Table 3 Regeneration of adsorbents produced from industrial by-products and solid wastes, for dye removal

Adsorbent	Dye	Ads. (%)	Des. (%)	N ^o of cycles	Desorbing agent	Ref
Hydroxyapatite-93	CR	64.23	–	6	0.1 M HCl	[132]
Modified coal fly ash	MG	–	88.31	3	NaOH (pH=8)	[129]
Modified coal fly ash	Rh6G	–	87.61	3	NaOH (pH=8)	[129]
Paper industry waste sludge	RhB	–	99.00	1	HCl	[131]
Cellulose	MB	98.20	–	4	0.1 M HCl	[133]
Dried waste sludge	MB	–	25.8	1	0.1 M HCl	[134]
Dried waste sludge	CV	–	30.8	1	0.1 M HCl	[134]
Keratin protein (0.5 M wool)	RhB	94.00	97.00	4	0.5% NaOH (pH=2)	[130]
Dried waste sludge	BF	–	69.3	1	0.1 M HNO ₃	[134]
Red mud modified with sodium dodecyl sulphate	SO	–	93.20	1	0.1 M HCl	[135]
Bottom ash	AO7	55.00	–	5	NaOH (pH=12)	[136]
Oiled soya	AO7	65.00	–	5	NaOH (pH=12)	[136]
Bottom ash	EY	54.00	–	4	NaOH	[137]
Lignite-based graphite	MO	84.00	66.00	5	0.5 M NaCl	[138]
Sludge-derived biochar	MB	60.00	–	3	C ₂ H ₅ OH/CH ₃ COOH	[139]
Aluminum lamination waste	DB	79.41	–	5	Distilled water	[140]
Aluminum lamination waste	DR	69.68	–	5	Distilled water	[140]
Aluminum lamination waste	DG	79.56	–	5	Distilled water	[140]
Industrial waste-transformed hydroxyapatite	CR	64.20	–	6	0.1 M HCl	[132]
Waste of rapeseed press cake	MG	–	94.5	1	0.1 M NaOH	[141]
Casuarina seed-biochar	MB	79.90	–	5	0.1 M HCl	[142]

**Fig. 6** Adsorption/desorption cycles of MB from natural clay [147]

wastewater [51, 166, 167]. The biomasses (dead and living) are used as efficient adsorbents in the treatment of wastewaters [168, 169]. The studies reported in the literature showed that sea materials and biomasses are efficient adsorbents for the removal of dyes from environmental wastewater [43, 170, 171]. Table 5 illustrates the efficiencies conducted in studies for the regeneration of adsorbents as prepared from different natural materials and biomasses.

Kooh et al. [172] recovered the methyl violet 2B (MV2B) from loaded dye-*Azolla pinata* in five cycles of adsorption–desorption using three desorbing agents: 0.1 M NaOH, 0.1 M MNO₃, and distilled water (Fig. 7). The MV2B adsorption capacity in the last cycle was 92.00%, 51.20%, and 47.10% using 0.1 M NaOH, 0.1 M NNO₃, and distilled water, respectively. A similar observation was reported by Kua et al. [171] using *Ipomoea aquatic*.

The regeneration and recyclability of aerobic granular sludge for the crystal violet (CV) in four adsorption–desorption cycles using acid TiO₂ hydrosol were investigated by Huang et al. [173]. The removal of CV was 70.00% in the fourth cycle at optimal conditions. Similar results were obtained by Elwakeel et al. [174] using sepia shells.

3 Comparison of regeneration of LCAs

The used adsorbents are generally of no use and could be disposed of as waste. But at the same time, its disposal can cause environmental pollution as most of them could be toxic due to adsorbed hazardous compounds/molecules [190, 191]. Apart from their disposal, the desorption of adsorbed pollutants and regeneration of the employed LCAs are other ways to use the material in an environment-friendly way [37]. A successful regeneration stage needs a relevant selection of eluents for the desorption of the loaded LCAs which

Table 4 Regeneration of adsorbents produced from natural materials, for dye removal

Adsorbent	Dye	Ads. (%)	Des. (%)	N ^o of cycles	Desorbing agent	Ref
Bentonite	MB	63.00	52.00	7	HCl	[149]
Moroccan natural phosphate	CR	–	48.30	1	0.1 M HCl	[150]
Moroccan natural phosphate	Rh6G	–	34.90	1	0.1 M HCl	[150]
Modified halloysite	MG	61.00	–	6	CH ₃ OH	[151]
Fe-zeolitic tuff	RE5	96.30	–	3	Fenton's reagent	[145]
Fe-zeolitic tuff	Y6	80.50	–	2	Fenton's reagent	[145]
bentonite coating (<i>Paintosorp</i> TM)	MB	92.60	–	3	C ₂ H ₅ OH	[40]
Kaolinite	RhB	86.00	–	5	Fenton's reagent	[152]
Calcareous soil	MB	–	94.00	1	H ₂ O/C ₂ H ₅ OH	[153]
Natural clay	MB	90.57	–	5	0.3 M HNO ₃	[147]
Kaolin/CuFe ₂ O ₄	MB	93.00	–	7	0.1 M HCl	[154]
Kaolin/CuFe ₂ O ₄	MV	92.00	–	7	0.1 M HCl	[154]
Surfactant-laterite soil	CV	82.00	–	4	0.1 M HCl	[155]
Surfactant-laterite soil	CV	85.00	–	4	1 M NaOH	[155]
Vermiculite	PB	–	41.00	1	CH ₃ OH	[156]
Modified montmorillonite clay	MB	–	99.95	1	1 M HCl/alcohol	[157]
Hydrolyzed polyacrylamide modified diatomite	MB	80.50	–	4	0.1 M HCl	[148]
Hydrolyzed polyacrylamide modified diatomite	RY	78.40	–	4	0.1 M HCl	[148]
Surfactant modified-zeolite	RY176	–	90.60	1	NaOH (<i>pH</i> = 12)	[158]
heat-treated and acid-leached halloysites	MG	61.00	–	6	CH ₃ OH	[151]
Romanian soil	CR	–	93.89	1	70% C ₂ H ₅ OH	[159]
Raw Algerian kaolin	MB	23.00	–	4	Distilled water	[160]
Carbon coated monolith	MO	14.00	–	6	1 M NaOH	[161]
Sepiolite	BR	–	9.40	1	HCl (<i>pH</i> = 2)	[162]
Spent sepiolite	BR9	–	36.00	1	Benzyl alcohol	[163]
Aquatic phosphate	DY28	–	13.6	1	Distilled water (<i>pH</i> = 12.6)	[164]
Calcined alunite	AR88	70.00	–	4	0.025 M NaOH	[165]

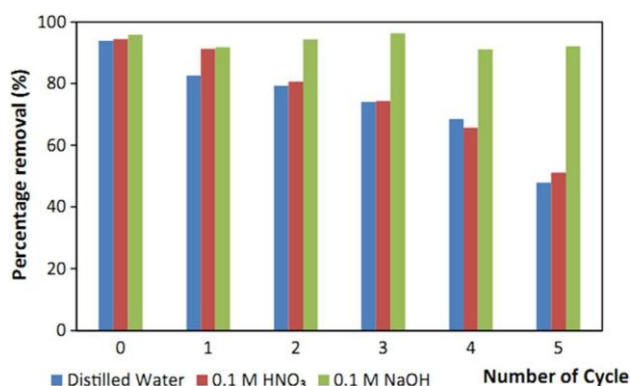
in turn depends upon the mechanism and type of dye remediation [34, 192]. This review reported the regeneration and recyclability of more than 150 non-conventional LCAs to remove dyes from environmental wastewaters in multiple consecutive adsorption–desorption cycles (Fig. 8). According to this study, we note that the agricultural solid wastes (39.56%) are the most regenerated and reused to remove dyes from an aqueous solution than sea materials and biomasses (22.3%), industrial by-products and wastes (18.71%), and natural materials (19.42%), due to their abundance in nature with large quantities. Also, these agricultural solid wastes are excellent adsorbents to remove dyes from wastewaters compared with other non-conventional LCAs, which may be due to their physicochemical properties sorption and the variety of functional groups sorption on their surface adsorbents. Finally, we notice that the bases and acids were the best eluents for anionic dyes and cationic dyes, respectively, for all non-conventional LCAs.

The disposal of LCAs is a major challenge, and it may cause an environmental threat if not managed properly

[193]. Some of the commonly used approaches for the disposal of spent adsorbents are incineration, landfilling, and stabilization/solidification [194]. In general, disposal in an open environment is not suggested due to the associated environmental risks [195]. Various factors should be considered in selecting the appropriate disposal method such as the amount of dye adsorbed, pH, and leaching tendency of dyes from the spent adsorbent [196, 197]. The toxicity characteristic leaching procedure may be employed to determine the extent of leaching [198, 199]. The cost and safety issues should also be considered while selecting a disposal method. For evaluating the real environmental impact of LCAs, risk assessments, environmental impact assessments, and life-cycle analyses should be performed [34]. In addition, the potential for recovery of dyes from LCAs and employing the adsorbents in other applications is a fascinating and suitable approach that needs to be explored. Conversion of LCAs into value-added products will be a good step towards a circular economy and sustainability [200].

Table 5 Regeneration of adsorbents produced from sea materials and biomasses, for dye removal

Adsorbent	Dye	Ads.(%)	Des. (%)	N ^o cycles	Desorbing agent	Ref
Brown macroalga	MB	48.16	46.83	5	1 M HCl/butanol	[43]
H ₂ O ₂ treated-chitosan	AR73	–	82.30	5	0.05 M NaHCO ₃	[175]
Alga <i>Nostoc comminutum</i>	ReB5	–	84.00	10	Deionized water	[176]
Sepia shells	CV	87.22	96.91	4	0.5 M HCl	[174]
Ultrasonic surface-modified chitin	MB	–	60.00	1	0.2 M HNO ₃	[177]
Sepia shells	CR	89.55	97.67	4	0.5 M NaOH	[174]
H ₂ O ₂ -treated <i>Trapa bispinosa</i> 's fruit	RO122	–	20.66	3	0.01 M NaOH	[178]
H ₂ O ₂ -treated <i>Trapa bispinosa</i> 's fruit beads	RO122	–	18.36	3	0.01 M NaOH	[178]
Sepia shells	MB	86.55	94.07	4	0.5 M HCl	[170]
Sepia shells	RB5	88.85	95.89	4	0.5 M NaOH	[170]
Polyethylenimine-chitin	AB25	–	95.70	2	0.01 M NaOH	[179]
<i>Trametes pubescens</i>	CR	–	92.67	3	0.1 M NaOH	[180]
Fungal biomass	RY86	58.00	–	10	50 mmol Na ₂ O ₃	[181]
Composite fungal biomass	RY86	63.00	–	10	50 mmol Na ₂ O ₃	[181]
Citric acid-modified <i>Chlorella vulgaris</i>	RY145	80.00	75.00	5	0.1 M NaOH	[182]
Aerobic granular sludge	MO	50.00	–	4	Acid TiO ₂ hydrosol	[173]
Aerobic granular sludge	CV	70.00	–	4	Acid TiO ₂ hydrosol	[173]
<i>Ipomoea aquatic</i>	MV2B	56.81	–	6	0.1 M HCl	[171]
<i>Ipomoea aquatic</i>	MV2B	63.68	–	6	0.1 M NaOH	[171]
<i>Ipomoea aquatic</i>	MV2B	9.00	–	6	Distilled water	[171]
<i>Aspergillus oryzae</i> cells	RhB	74.00	–	2	0.1 M NaOH	[183]
<i>Aspergillus fumigatus</i>	AV49	82.82	–	5	0.1 M NaOH	[184]
<i>Trametes pubescens</i>	CR	92.67	–	3	0.1 M NaOH	[180]
<i>Azolla pinnata</i>	MV2B	92.00	–	5	0.1 M NaOH	[172]
<i>Azolla pinnata</i>	MV2B	51.20	–	5	0.1 M NNO ₃	[172]
<i>Azolla pinnata</i>	MV2B	47.10	–	5	Distilled water	[172]
Chitosan	IC	93.75	–	3	0.1 M NaOH	[185]
burned root of <i>Eichhornia crassipes</i>	CR	–	87.00	1	5 M NaOH	[186]
<i>Rhizopus stolonifer</i>	BB	–	90.00	5	0.1 M NaOH	[187]
Peat	RhB	22.00	–	5	0.1 M HNO ₃	[188]
<i>Bacillus subtilis</i> KK01	CR	–	86.24	1	5 M CH ₃ COOH	[189]
<i>Oedogonium subplagiostomum</i> AP1	MO	–	83.00	1	0.1 M NaOH	[169]

**Fig. 7** Reuse of *Azolla pinnata* in five cycles for MV2B removal with permission [172]

4 Life cycle of the LCAs and disposal mechanism

Eco-design is defined as the integration of environmental aspects into product development, with the aim of reducing the environmental impact of products throughout their life cycle [201]. Most life cycles of LCAs have focused on their application as agricultural soil modifiers and as co-products of energy generation. Only a few studies have evaluated the comparative life cycle impacts of using alternative adsorbents for wastewater treatment [202, 203].

Dye contaminants/pollutants could be ionic and non-ionic in nature and therefore involves complex adsorption mechanisms, depending upon the type of remediating dyes [204]. Numerous mechanisms are responsible for the removal of various dyes from aqueous solutions using LCAs, mainly

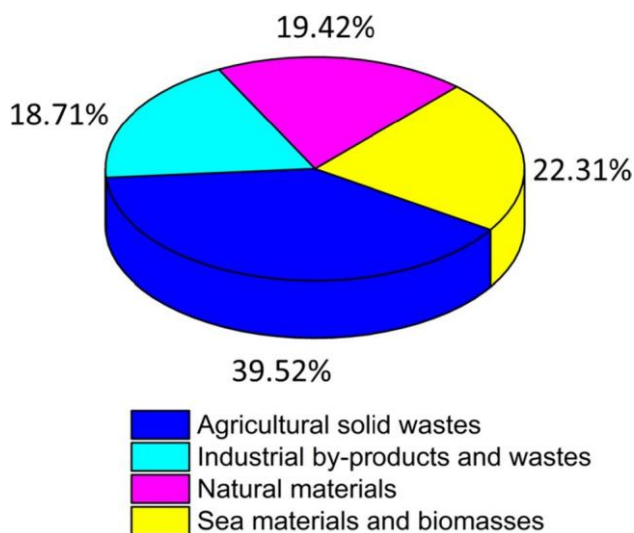


Fig. 8 Percentage of different LCAs regenerated and reused for eliminating dyes from wastewaters

guided by electrostatic, hydrophobic, and π - π interactions, van der Waals forces, H-bonding, acid–base reactions, and ion exchange [205–207].

5 Conclusions

The regeneration and the reuse of low-cost materials have been examined, which give useful insights into the possibility of adsorbent recovery and its operational behavior. Furthermore, in the present work, we have shown a general loss in the removal rate, due, on the one hand, to the irreversible binding of the dye to the adsorbent active sites, occurring during the regeneration phase and on the other hand, to the adsorbent protonated functional groups. In this context, the acids, the bases, the salts, the organic solvents, the alcohols, and the chelating reagents were used as desorbing agents for dye removal. Thus, it was concluded that an increase in the adsorbent regeneration cycles decreases both the adsorption and the desorption efficiencies. In addition, the increase in the desorbing eluent concentration was found to enhance the desorption efficiency. However, high eluent concentrations may affect the adsorbent structure and decrease the desorption efficiency. Furthermore, the adsorbent regeneration was easy for all non-conventional LCAs in multiple consecutive dye adsorption–desorption cycles. Basic and acidic aqueous solutions made with, respectively, NaOH and HCl were the most eluents used to recover dyes from low-cost materials. Finally, the results obtained in the present review paper reveal that the regenerated low-cost materials could be reused, and they have potential applications, such as recyclable adsorbents for wastewater treatment.

References

1. Zhao S, Zhan Y, Wan X et al (2020) Selective and efficient adsorption of anionic dyes by core/shell magnetic MWCNTs nano-hybrid constructed through facial polydopamine tailored graft polymerization: insight of adsorption mechanism, kinetic, isotherm and thermodynamic study. *J Mol Liq* 319:114289. <https://doi.org/10.1016/j.molliq.2020.114289>
2. Sadiq AC, Rahim NY, Suah FBM (2020) Adsorption and desorption of malachite green by using chitosan-deep eutectic solvents beads. *Int J Biol Macromol* 164:3965–3973. <https://doi.org/10.1016/j.ijbiomac.2020.09.029>
3. Uzunoglu D, Ozer A (2016) Adsorption of acid blue 121 dye on fish (*Dicentrarchus labrax*) scales, the extracted from fish scales and commercial hydroxyapatite: equilibrium, kinetic, thermodynamic, and characterization studies. *Desalin Water Treat* 57:14109–14131. <https://doi.org/10.1080/19443994.2015.1063091>
4. Jain R, Sikarwar S (2014) Adsorption and desorption studies of Congo red using low-cost adsorbent: activated de-oiled mustard. *Desalin Water Treat* 52:7400–7411. <https://doi.org/10.1080/19443994.2013.837004>
5. Bharathi KS, Ramesh ST (2013) Removal of dyes using agricultural waste as low-cost adsorbents: a review. *Appl Water Sci* 3:773–790. <https://doi.org/10.1007/s13201-013-0117-y>
6. El Messaoudi N, El Khomri M, Dbik A et al (2017) Selective and competitive removal of dyes from binary and ternary systems in aqueous solutions by pretreated jujube shell (*Zizyphus lotus*). *J Dispers Sci Technol* 38:1168–1174. <https://doi.org/10.1080/01932691.2016.1228070>
7. Sanghi R, Bhattacharya B (2002) Review on decolorisation of aqueous dye solutions by low cost adsorbents. *Color Technol* 118:256–269. <https://doi.org/10.1111/J.1478-4408.2002.TB00109.X>
8. El Khomri M, El Messaoudi N, Dbik A et al (2022) Removal of Congo red from aqueous solution in single and binary mixture systems using Argan nutshell wood. *Pigment Resin Technol* 51:477–488. <https://doi.org/10.1108/PRT-04-2021-0045/FULL/XML>
9. Chandane V, Singh VK (2016) Adsorption of safranin dye from aqueous solutions using a low-cost agro-waste material soybean hull. *Desalin Water Treat* 57:4122–4134. <https://doi.org/10.1080/19443994.2014.991758>
10. Sadaf S, Bhatti HN (2016) Response surface methodology approach for optimization of adsorption process for the removal of Indosol Yellow BG dye from aqueous solution by agricultural

- waste. *Desalin Water Treat* 57:11773–11781. <https://doi.org/10.1080/19443994.2015.1048308>
11. Omorogie MO, Babalola JO, Unuabonah EI (2016) Regeneration strategies for spent solid matrices used in adsorption of organic pollutants from surface water: a critical review. *Desalin Water Treat* 57:518–544. <https://doi.org/10.1080/19443994.2014.967726>
 12. Akpomie KG, Conradie J (2020) Banana peel as a biosorbent for the decontamination of water pollutants. A review *Environ Chem Lett* 18:1085–1112
 13. Bentahar S, Dbik A, Khomri ME et al (2017) Adsorption of methylene blue, crystal violet and congo red from binary and ternary systems with natural clay: kinetic, isotherm, and thermodynamic. *J Environ Chem Eng* 5:5921–5932. <https://doi.org/10.1016/j.jece.2017.11.003>
 14. El Messaoudi N, El MA, El KM et al (2022) Experimental study and theoretical statistical modeling of acid blue 25 remediation using activated carbon from *Citrus sinensis* leaf. *Fluid Phase Equilib* 563:113585. <https://doi.org/10.1016/J.FLUID.2022.113585>
 15. Ait El Fakir A, Anfar Z, Amedlous A et al (2021) Engineering of new hydrogel beads based conducting polymers: metal-free catalysis for highly organic pollutants degradation. *Appl Catal B Environ* 286:119948. <https://doi.org/10.1016/J.APCATB.2021.119948>
 16. Ait El Fakir A, Anfar Z, Benafqir M et al (2019) Polyaniline coated hematite sand supported on graphene oxide (HS@PANI-GO) as a new magnetic material for advanced catalytic oxidation based on sulfate radicals: optimization using response surface methodology. *J Chem Technol Biotechnol* 94:2609–2620. <https://doi.org/10.1002/JCTB.6070>
 17. Bhatnagar A, Sillanpää M, Witek-Krowiak A (2015) Agricultural waste peels as versatile biomass for water purification - a review. *Chem Eng J* 270:244–271
 18. Gautam RK, Mudhoo A, Lofrano G, Chattopadhyaya MC (2014) Biomass-derived biosorbents for metal ions sequestration: adsorbent modification and activation methods and adsorbent regeneration. *J Environ Chem Eng* 2:239–259
 19. Ali I, Asim M, Khan TA (2012) Low cost adsorbents for the removal of organic pollutants from wastewater. *J Environ Manage* 113:170–183
 20. Wang Q, Lei L, Wang F et al (2020) Preparation of egg white@zeolitic imidazolate framework-8@polyacrylic acid aerogel and its adsorption properties for organic dyes. *J Solid State Chem* 292:121656. <https://doi.org/10.1016/j.jssc.2020.121656>
 21. El Messaoudi N, El Khomri M, Bentahar S et al (2016) Evaluation of performance of chemically treated date stones: application for the removal of cationic dyes from aqueous solutions. *J Taiwan Inst Chem Eng* 67:244–253. <https://doi.org/10.1016/j.jtice.2016.07.024>
 22. Mehralian M, Goodarzvand Chegini Z, Khashij M (2019) Activated carbon prepared from pistachio waste for dye adsorption: experimental and CCD-based design. *Pigment Resin Technol* 49:136–144. <https://doi.org/10.1108/PRT-06-2019-0052>
 23. Lakshmipathy R, Sarada NC (2014) Adsorptive removal of basic cationic dyes from aqueous solution by chemically protonated watermelon (*Citrullus lanatus*) rind biomass. *Desalin Water Treat* 52:6175–6184. <https://doi.org/10.1080/19443994.2013.812526>
 24. Lafi R, Hamdi N, Hafiane A (2015) Study of the performance of Esparto grass fibers as adsorbent of dyes from aqueous solutions. *Desalin Water Treat* 56:722–735. <https://doi.org/10.1080/19443994.2014.950993>
 25. El Messaoudi N, El Mouden A, Fernine Y et al (2022) Green synthesis of Ag₂O nanoparticles using *Punica granatum* leaf extract for sulfamethoxazole antibiotic adsorption: characterization, experimental study, modeling, and DFT calculation. *Environ Sci Pollut Res* 2022:1–18. <https://doi.org/10.1007/S11356-022-21554-7>
 26. De Gisi S, Lofrano G, Grassi M, Notarnicola M (2016) Characteristics and adsorption capacities of low-cost sorbents for wastewater treatment: A review. *Sustain Mater Technol* 9:10–40
 27. El Mouden A, El Guerraf A, El Messaoudi N et al (2022) (2022) Date stone functionalized with 3-aminopropyltriethoxysilane as a potential biosorbent for heavy metal ions removal from aqueous solution. *Chem Africa* 53(5):745–759. <https://doi.org/10.1007/S42250-022-00350-3>
 28. Li B, Ren Z (2020) Superior adsorption of direct dye from aqueous solution by Y(III)-chitosan-doped fly ash composite as low-cost adsorbent. *J Polym Environ* 28:1811–1821. <https://doi.org/10.1007/s10924-020-01728-5>
 29. Jiao C, Li T, Wang J et al (2020) Efficient removal of dyes from aqueous solution by a porous sodium alginate/gelatin/graphene oxide triple-network composite aerogel. *J Polym Environ* 28:1492–1502. <https://doi.org/10.1007/s10924-020-01702-1>
 30. El Kassimi A, Achour Y, El Himri M et al (2021) Removal of two cationic dyes from aqueous solutions by adsorption onto local clay: experimental and theoretical study using DFT method. *Int J Environ Anal Chem.* <https://doi.org/10.1080/03067319.2021.1873306>
 31. Chen Y, Zhu Y, Wang Z et al (2011) Application studies of activated carbon derived from rice husks produced by chemical-thermal process—a review. *Adv Colloid Interface Sci* 163:39–52. <https://doi.org/10.1016/J.CIS.2011.01.006>
 32. Wang L, Li M, Hao M et al (2021) Effects of activation conditions on the properties of sludge-based activated coke. *ACS Omega* 6:22020–22032. https://doi.org/10.1021/ACSOMEGA.1C02600/ASSET/IMAGES/LARGE/AO1C02600_0013.JPEG
 33. El Messaoudi N, El Khomri M, Fernine Y et al (2022) Hydrothermally engineered *Eriobotrya japonica* leaves/MgO nanocomposites with potential applications in wastewater treatment. *Groundw Sustain Dev* 16:100728. <https://doi.org/10.1016/J.GSD.2022.100728>
 34. Baskar AV, Bolan N, Hoang SA et al (2022) Recovery, regeneration and sustainable management of spent adsorbents from wastewater treatment streams: A review. *Sci Total Environ* 822:153555. <https://doi.org/10.1016/J.SCITOTENV.2022.153555>
 35. Rafaqat S, Ali N, Torres C, Rittmann B (2022) Recent progress in treatment of dyes wastewater using microbial-electro-Fenton technology. *RSC Adv* 12:17104. <https://doi.org/10.1039/D2RA01831D>
 36. Alsawy T, Rashad E, El-Qelish M, Mohammed RH (2022) A comprehensive review on the chemical regeneration of biochar adsorbent for sustainable wastewater treatment. *npj Clean Water* 51(5):1–21. <https://doi.org/10.1038/s41545-022-00172-3>
 37. Hamad HN, Idrus S (2022) Recent Developments in the Application of Bio-Waste-Derived Adsorbents for the Removal of Methylene Blue from Wastewater: A Review. *Polym* 783(14):783. <https://doi.org/10.3390/POLYM14040783>
 38. Dharmapriya TN, Li DY, Chung YC, Huang PJ (2021) Green synthesis of reusable adsorbents for the removal of heavy metal ions. *ACS Omega* 6:30478. <https://doi.org/10.1021/ACSOMEGA.1C03879>
 39. El Messaoudi N, El Khomri M, Chegini ZG et al (2022) Dye removal from aqueous solution using nanocomposite synthesized from oxalic acid-modified agricultural solid waste and ZnFe₂O₄ nanoparticles. *Nanotechnol Environ Eng* 7:797–811. <https://doi.org/10.1007/S41204-021-00173-6>
 40. Momina M, Shahadat M, Ismail S (2020) Regeneration potential of bentonite-based Paintosorp™ for removal of industrial dye. *Arab J Sci Eng* 45:551–561. <https://doi.org/10.1007/s13369-019-04275-x>

41. Ngulube T, Gumbo JR, Masindi V, Maity A (2018) Calcined magnesite as an adsorbent for cationic and anionic dyes: characterization, adsorption parameters, isotherms and kinetics study. *Heliyon* 4:e00838. <https://doi.org/10.1016/J.HELIYON.2018.E00838>
42. El Messaoudi N, El Khomri M, Dabagh A et al (2022) Synthesis of a novel nanocomposite based on date stones/CuFe₂O₄ nanoparticles for eliminating cationic and anionic dyes from aqueous solution. *Int J Environ Stud* 7:417–435. <https://doi.org/10.1080/00207233.2021.1929469>
43. Daneshvar E, Vazirzadeh A, Niazi A et al (2017) Desorption of Methylene blue dye from brown macroalgae: effects of operating parameters, isotherm study and kinetic modeling. *J Clean Prod* 152:443–453. <https://doi.org/10.1016/j.jclepro.2017.03.119>
44. Rêgo TV, Cadaval TRS, Dotto GL, Pinto LAA (2013) Statistical optimization, interaction analysis and desorption studies for the azo dyes adsorption onto chitosan films. *J Colloid Interface Sci* 411:27–33. <https://doi.org/10.1016/j.jcis.2013.08.051>
45. El Messaoudi N, Dbik A, El Khomri M et al (2017) Date stones of Phoenix dactylifera and jujube shells of Ziziphus lotus as potential biosorbents for anionic dye removal. *Int J Phytoremediation* 19:1047–1052. <https://doi.org/10.1080/15226514.2017.1319331>
46. Kyzas GZ, Lazaridis NK, Kostoglou M (2014) Adsorption/desorption of a dye by a chitosan derivative: experiments and phenomenological modeling. *Chem Eng J* 248:327–336. <https://doi.org/10.1016/j.cej.2014.03.063>
47. Malekbala MR, Khan MA, Hosseini S et al (2015) Adsorption/desorption of cationic dye on surfactant modified mesoporous carbon coated monolith: equilibrium, kinetic and thermodynamic studies. *J Ind Eng Chem* 21:369–377. <https://doi.org/10.1016/j.jiec.2014.02.047>
48. Kallel F, Bouaziz F, Chaari F et al (2016) Interactive effect of garlic straw on the sorption and desorption of direct red 80 from aqueous solution. *Process Saf Environ Prot* 102:30–43. <https://doi.org/10.1016/j.psep.2016.02.012>
49. Kallel F, Chaari F, Bouaziz F et al (2016) Sorption and desorption characteristics for the removal of a toxic dye, methylene blue from aqueous solution by a low cost agricultural by-product. *J Mol Liq* 219:279–288. <https://doi.org/10.1016/j.molliq.2016.03.024>
50. Sharma P, Kaur H, Sharma M, Sahore V (2011) A review on applicability of naturally available adsorbents for the removal of hazardous dyes from aqueous waste. *Environ Monit Assess* 183:151–195
51. Vakili M, Deng S, Shen L et al (2019) Regeneration of chitosan-based adsorbents for eliminating dyes from aqueous solutions. *Sep Purif Rev* 48:1–13
52. Raval NP, Shah PU, Shah NK (2016) Adsorptive amputation of hazardous azo dye Congo red from wastewater: a critical review. *Environ Sci Pollut Res* 23:14810–14853
53. El Khomri M, El Messaoudi N, Dbik A et al (2020) Efficient adsorbent derived from *Argania spinosa* for the adsorption of cationic dye: kinetics, mechanism, isotherm and thermodynamic study. *Surfaces and Interfaces* 20:100601. <https://doi.org/10.1016/j.surfin.2020.100601>
54. Chatterjee A, Abraham J (2019) Desorption of heavy metals from metal loaded sorbents and e-wastes: a review. *Biotechnol Lett* 41:319–333
55. El Gamal M, Mousa HA, El-Naas MH et al (2018) Bio-regeneration of activated carbon: a comprehensive review. *Sep Purif Technol* 197:345–359. <https://doi.org/10.1016/J.SEPPUR.2018.01.015>
56. Zhou W, Meng X, Gao J et al (2021) Electrochemical regeneration of carbon-based adsorbents: a review of regeneration mechanisms, reactors, and future prospects. *Chem Eng J Adv* 5:100083. <https://doi.org/10.1016/J.CEJA.2020.100083>
57. Isaeva VI, Vedenyapina MD, Kurmysheva AY et al (2021) Modern carbon-based materials for adsorptive removal of organic and inorganic pollutants from water and wastewater. *Molecules* 26:6628. <https://doi.org/10.3390/MOLECULES26216628>
58. Abegunde SM, Idowu KS, Adejuwon OM, Adeyemi-Adejolu T (2020) A review on the influence of chemical modification on the performance of adsorbents. *Resour Environ Sustain* 1:100001. <https://doi.org/10.1016/J.RESENV.2020.100001>
59. Moosavi S, Lai CW, Gan S et al (2020) Application of efficient magnetic particles and activated carbon for dye removal from wastewater. *ACS Omega* 5:20684–20697. https://doi.org/10.1021/ACSOMEGA.0C01905/ASSET/IMAGES/LARGE/AOOC01905_0010.JPEG
60. Momina SM, Isamil S (2018) Regeneration performance of clay-based adsorbents for the removal of industrial dyes: a review. *RSC Adv* 8:24571–24587
61. de Coltre DS, CioneckMeneguín JG CCA et al (2020) Study of dye desorption mechanism of bone char utilizing different regenerating agents. *SN Appl Sci* 2:1–14. <https://doi.org/10.1007/S42452-020-03911-8/FIGURES/17>
62. Asadi N, Del Bakhshayesh AR, Davaran S, Akbarzadeh A (2020) Common biocompatible polymeric materials for tissue engineering and regenerative medicine. *Mater Chem Phys* 242:122528. <https://doi.org/10.1016/J.MATCHEMPHYS.2019.122528>
63. Larasati A, Fowler GD, Graham NJD (2020) Chemical regeneration of granular activated carbon: preliminary evaluation of alternative regenerant solutions. *Environ Sci Water Res Technol* 6:2043–2056. <https://doi.org/10.1039/DOEW00328J>
64. Tan L, Wang J, Cai B et al (2022) Nitrogen-rich layered carbon for adsorption of typical volatile organic compounds and low-temperature thermal regeneration. *J Hazard Mater* 424:127348. <https://doi.org/10.1016/J.JHAZMAT.2021.127348>
65. Márquez P, Benítez A, Chica AF et al (2022) Evaluating the thermal regeneration process of massively generated granular activated carbons for their reuse in wastewater treatments plants. *J Clean Prod* 366:132685. <https://doi.org/10.1016/J.JCLEPRO.2022.132685>
66. Larasati A, Fowler GD, Graham NJD (2021) Insights into chemical regeneration of activated carbon for water treatment. *J Environ Chem Eng* 9:105555. <https://doi.org/10.1016/J.JECE.2021.105555>
67. Attari M, Bukhari SS, Kazemian H, Rohani S (2017) A low-cost adsorbent from coal fly ash for mercury removal from industrial wastewater. *J Environ Chem Eng* 5:391–399. <https://doi.org/10.1016/J.JECE.2016.12.014>
68. Mate CJ, Mishra S (2020) Srivastava PK (2020) Design of pH sensitive low-cost adsorbent from the exudate of *Lannea coromandelica* (Houtt) for remediation of Malachite Green dye from aqueous solution. *Polym Bull* 787(78):3459–3487. <https://doi.org/10.1007/S00289-020-03263-8>
69. Shoushtarian F, Moghaddam MRA, Kowsari E (2020) Efficient regeneration/reuse of graphene oxide as a nanoadsorbent for removing basic red 46 from aqueous solutions. *J Mol Liq* 312:113386. <https://doi.org/10.1016/J.MOLLIQ.2020.113386>
70. Vishnu Priya MLSN, Arunraj B, Rajesh N (2021) Twin-fold new methodology arising from microwave induced carbonization of newspaper waste for the adsorptive desulfurization of model oil. *Fuel* 299:120873. <https://doi.org/10.1016/J.FUEL.2021.120873>
71. Mohamad Nor N, Sukri MFF, Mohamed AR (2016) Development of high porosity structures of activated carbon via microwave-assisted regeneration for H₂S removal. *J Environ Chem Eng* 4:4839–4845. <https://doi.org/10.1016/J.JECE.2016.02.007>
72. Peyravi A, Feizbakhshan M, Hashisho Z et al (2022) Purge gas humidity improves microwave-assisted regeneration of polymeric

- and zeolite adsorbents. *Sep Purif Technol* 288:120640. <https://doi.org/10.1016/J.SEPUR.2022.120640>
73. Peyravi A, Hashisho Z, Crompton D, Anderson JE (2022) Porous carbon black-polymer composites for volatile organic compound adsorption and efficient microwave-assisted desorption. *J Colloid Interface Sci* 612:181–193. <https://doi.org/10.1016/J.JCIS.2021.12.097>
 74. McQuillan RV, Stevens GW, Mumford KA (2018) The electrochemical regeneration of granular activated carbons: a review. *J Hazard Mater* 355:34–49. <https://doi.org/10.1016/J.JHAZMAT.2018.04.079>
 75. Shu Q, Haug M, Tedesco M et al (2022) Direct air capture using electrochemically regenerated anion exchange resins. *Environ Sci Technol* 56:11559–11566. https://doi.org/10.1021/ACS.EST.2C01944/ASSET/IMAGES/MEDIUM/ES2C01944_M004.GIF
 76. Santos DHS, Santos JPTS, Duarte JLS et al (2022) Regeneration of activated carbon adsorbent by anodic and cathodic electrochemical process. *Process Saf Environ Prot* 159:1150–1163. <https://doi.org/10.1016/J.PSEP.2022.01.083>
 77. Vakili M, Deng S, Cagnetta G et al (2019) Regeneration of chitosan-based adsorbents used in heavy metal adsorption: a review. *Sep Purif Technol* 224:373–387. <https://doi.org/10.1016/J.SEPUR.2019.05.040>
 78. Gul A, Khaligh NG, Julkapli NM (2021) Surface modification of carbon-based nanoadsorbents for the advanced wastewater treatment. *J Mol Struct* 1235:130148. <https://doi.org/10.1016/J.MOLSTRUC.2021.130148>
 79. Gkika DA, Mitropoulos AC, Kyzas GZ (2022) Why reuse spent adsorbents? The latest challenges and limitations. *Sci Total Environ* 822:153612. <https://doi.org/10.1016/J.SCITOTENV.2022.153612>
 80. El Messaoudi N, El Khomri M, Chlif N et al (2021) Desorption of Congo red from dye-loaded phoenix dactylifera date stones and Ziziphus lotus jujube shells. *Groundw Sustain Dev* 12:100552. <https://doi.org/10.1016/j.gsd.2021.100552>
 81. Patel H (2021) Review on solvent desorption study from exhausted adsorbent. *J Saudi Chem Soc* 25:101302. <https://doi.org/10.1016/J.JSCS.2021.101302>
 82. Chong MY, Tam YJ (2020) Bioremediation of dyes using coconut parts via adsorption: a review. *SN Appl Sci* 2:1–16. <https://doi.org/10.1007/s42452-020-1978-y>
 83. Igwegbe CA, Onukwuli OD, Ighalo JO, Okoye PU (2020) Adsorption of cationic dyes on dactyloides edulis seeds activated carbon modified using phosphoric acid and sodium chloride. *Environ Process* 7:1151–1171. <https://doi.org/10.1007/s40710-020-00467-y>
 84. El Messaoudi N, El Khomri M, Chegini ZG et al (2022) Desorption of crystal violet from alkali-treated agricultural material waste: an experimental study, kinetic, equilibrium and thermodynamic modeling. *Pigment Resin Technol* 51:309–319. <https://doi.org/10.1108/PRT-02-2021-0019/FULL/XML>
 85. Ghorbani F, Kamari S, Zamani S et al (2020) Optimization and modeling of aqueous Cr(VI) adsorption onto activated carbon prepared from sugar beet bagasse agricultural waste by application of response surface methodology. *Surfaces and Interfaces* 18:100444. <https://doi.org/10.1016/j.surfin.2020.100444>
 86. El Messaoudi N, El Khomri M, Goodarzvand Chegini Z et al (2021) Desorption study and reusability of raw and H2SO4 modified jujube shells (Zizyphus lotus) for the methylene blue adsorption. *Int J Environ Anal Chem.* <https://doi.org/10.1080/03067319.2021.1912338>
 87. Al-Zoubi H, Zubair M, Manzar MS et al (2020) Comparative adsorption of anionic dyes (Eriochrome black T and Congo red) onto Jojoba Residues: isotherm, kinetics and thermodynamic studies. *Arab J Sci Eng* 45:7275–7287. <https://doi.org/10.1007/s13369-020-04418-5>
 88. Sharma A, Siddiqui ZM, Dhar S et al (2019) Adsorptive removal of congo red dye (CR) from aqueous solution by *Cornulaca monacantha* stem and biomass-based activated carbon: isotherm, kinetics and thermodynamics. *Sep Sci Technol* 54:916–929. <https://doi.org/10.1080/01496395.2018.1524908>
 89. Bortoluz J, Ferrarini F, Bonetto LR et al (2020) Use of low-cost natural waste from the furniture industry for the removal of methylene blue by adsorption: isotherms, kinetics and thermodynamics. *Cellulose* 27:6445–6466. <https://doi.org/10.1007/s10570-020-03254-y>
 90. Mashkoo F, Nasar A (2020) Magnetized *Tectona grandis* sawdust as a novel adsorbent: preparation, characterization, and utilization for the removal of methylene blue from aqueous solution. *Cellulose* 27:2613–2635. <https://doi.org/10.1007/s10570-019-02918-8>
 91. Hu X, Yan L, Wang Y, Xu M (2020) Freeze-thaw as a route to build manageable polysaccharide cryogel for deep cleaning of crystal violet. *Chem Eng J* 396:125354. <https://doi.org/10.1016/j.cej.2020.125354>
 92. da Silva AMB, Serrão NO, de Gusmão CG et al (2020) Removal of rhodamine 6G from synthetic effluents using *Clitoria fairchildiana* pods as low-cost biosorbent. *Environ Sci Pollut Res* 27:2868–2880. <https://doi.org/10.1007/s11356-019-07114-6>
 93. Rizzi V, D'Agostino F, Fini P et al (2017) An interesting environmental friendly cleanup: the excellent potential of olive pomace for disperse blue adsorption/desorption from wastewater. *Dye Pigment* 140:480–490. <https://doi.org/10.1016/j.dyepig.2017.01.069>
 94. Abdelghaffar F, Abdelghaffar RA, Mahmoud SA, Youssef BM (2019) Modified sugarcane bagasse for the removal of anionic dyes from aqueous solution. *Pigment Resin Technol* 48:464–471. <https://doi.org/10.1108/PRT-01-2019-0003>
 95. Akar ST, Yilmazer D, Akar T (2016) Surface-modified scarlet firethorn: an eco-friendly and effective dye remover with excellent regeneration potential. *Desalin Water Treat* 57:5546–5553. <https://doi.org/10.1080/19443994.2015.1005156>
 96. Ren X, Zhang X, Zhang L, Han R (2013) Biosorption of methylene blue by natural and chemical modified wheat straw in fixed-bed column. *Desalin Water Treat* 51:4514–4523. <https://doi.org/10.1080/19443994.2012.741776>
 97. Pérez-Morales JM, Sánchez-Galván G, Olguín EJ (2019) Continuous dye adsorption and desorption on an invasive macrophyte (*Salvinia minima*). *Environ Sci Pollut Res* 26:5955–5970. <https://doi.org/10.1007/s11356-018-04097-8>
 98. Mohebbi S, Bastani D, Shayesteh H (2018) Methylene blue removal using modified celery (*Apium graveolens*) as a low-cost biosorbent in batch mode: Kinetic, equilibrium, and thermodynamic studies. *J Mol Struct* 1173:541–551. <https://doi.org/10.1016/j.molstruc.2018.07.016>
 99. Kong L, Gong L, Wang J (2015) Removal of methylene blue from wastewater using fallen leaves as an adsorbent. *Desalin Water Treat* 53:2489–2500. <https://doi.org/10.1080/19443994.2013.863738>
 100. Azzaz AA, Jellali S, Akrouf H et al (2018) Dynamic investigations on cationic dye desorption from chemically modified lignocellulosic material using a low-cost eluent: dye recovery and anodic oxidation efficiencies of the desorbed solutions. *J Clean Prod* 201:28–38. <https://doi.org/10.1016/j.jclepro.2018.08.023>
 101. Uddin MK, Nasar A (2020) Decolorization of basic dyes solution by utilizing fruit seed powder. *KSCE J Civ Eng* 24:345–355. <https://doi.org/10.1007/s12205-020-0523-2>
 102. Youssef HM, El-Dafrawy SM, Badran EA, El-Defrawy MM (2020) Adsorptive performance of chemically treated olive

- pomace for the removal of crystal violet from aqueous solutions: characterisation, optimisation, regeneration and isotherm studies. *Int J Environ Anal Chem.* <https://doi.org/10.1080/03067319.2020.1843647>
103. Zhang X, Duan C, Jia X, Dai B (2016) Carboxylation kapok fiber as a low-cost, environmentally friendly adsorbent with remarkably enhanced adsorption capacity for cationic dyes. *Res Chem Intermed* 42:5069–5085. <https://doi.org/10.1007/s11164-015-2345-2>
 104. Uddin MK, Nasar A (2020) Walnut shell powder as a low-cost adsorbent for methylene blue dye: isotherm, kinetics, thermodynamic, desorption and response surface methodology examinations. *Sci Rep* 10:1–13. <https://doi.org/10.1038/s41598-020-64745-3>
 105. Pan Y, Shi X, Cai P et al (2018) Dye removal from single and binary systems using gel-like bioadsorbent based on functional-modified cellulose. *Cellulose* 25:2559–2575. <https://doi.org/10.1007/s10570-018-1711-9>
 106. Azzaz AA, Jellali S, Souissi R et al (2017) Alkaline-treated sawdust as an effective material for cationic dye removal from textile effluents under dynamic conditions: breakthrough curve prediction and mechanism exploration. *Environ Sci Pollut Res* 24:18240–18256. <https://doi.org/10.1007/s11356-017-9388-4>
 107. Kooh MRR, Dahri MK, Lim LBL (2018) Jackfruit seed as low-cost adsorbent for removal of malachite green: artificial neural network and random forest approaches. *Environ Earth Sci* 77:1–12. <https://doi.org/10.1007/s12665-018-7618-9>
 108. Zou W, Bai H, Gao S, Li K (2013) Characterization of modified sawdust, kinetic and equilibrium study about methylene blue adsorption in batch mode. *Korean J Chem Eng* 30:111–122. <https://doi.org/10.1007/s11814-012-0096-y>
 109. Kaur R, Kaur H (2017) Calotropis procera an effective adsorbent for removal of Congo red dye: isotherm and kinetics modelling. *Model Earth Syst Environ* 3:1–13. <https://doi.org/10.1007/s40808-017-0274-3>
 110. Ahmad R, Ansari K (2020) Polyacrylamide-grafted Actinidia deliciosa peels powder (PGADP) for the sequestration of crystal violet dye: isotherms, kinetics and thermodynamic studies. *Appl Water Sci* 10:195. <https://doi.org/10.1007/s13201-020-01263-7>
 111. Yu JX, Chi RA, Guo J et al (2012) Desorption and photodegradation of methylene blue from modified sugarcane bagasse surface by acid TiO₂ hydrosol. *Appl Surf Sci* 258:4085–4090. <https://doi.org/10.1016/j.apsusc.2011.12.106>
 112. Unugul T, Nigiz FU (2020) Preparation and characterization an active carbon adsorbent from waste mandarin peel and determination of adsorption behavior on removal of synthetic dye solutions. *Water Air Soil Pollut* 231:1–14
 113. Mohamad Zaidi NAH, Lim LBL, Priyantha N, Usman A (2018) Artocarpus odoratissimus leaves as an eco-friendly adsorbent for the removal of toxic rhodamine B dye in aqueous solution: equilibrium isotherm, kinetics, thermodynamics and regeneration studies. *Arab J Sci Eng* 43:6011–6020. <https://doi.org/10.1007/s13369-018-3228-9>
 114. Babalola JO, Olayiwola FT, Olowoyo JO et al (2017) Adsorption and desorption kinetics of toxic organic and inorganic ions using an indigenous biomass: Terminalia ivorensis seed waste. *Int J Ind Chem* 8:207–220. <https://doi.org/10.1007/s40090-016-0109-5>
 115. Lim LBL, Priyantha N, Mohamad Zaidi NAH (2016) A superb modified new adsorbent, artocarpus odoratissimus leaves, for removal of cationic methyl violet 2B dye. *Environ Earth Sci* 75:1–13. <https://doi.org/10.1007/s12665-016-5969-7>
 116. Inyinbor AA, Adekola FA, Olatunji GA (2017) Liquid phase adsorptions of rhodamine B dye onto raw and chitosan supported mesoporous adsorbents: isotherms and kinetics studies. *Appl Water Sci* 7:2297–2307. <https://doi.org/10.1007/s13201-016-0405-4>
 117. Arya MC, Bafila PS, Mishra D et al (2020) Adsorptive removal of remazol brilliant blue R dye from its aqueous solution by activated charcoal of Thuja orientalis leaves: an eco-friendly approach. *SN Appl Sci* 2:1–10. <https://doi.org/10.1007/s42452-020-2063-2>
 118. Mondal NK, Kar S (2018) Potentiality of banana peel for removal of Congo red dye from aqueous solution: isotherm, kinetics and thermodynamics studies. *Appl Water Sci* 8:157. <https://doi.org/10.1007/s13201-018-0811-x>
 119. Lü L, Jiang X, Jia L et al (2017) Kinetic and thermodynamic studies on adsorption of Cu²⁺, Pb²⁺, methylene blue and malachite green from aqueous solution using AMPS-modified hazelnut shell powder. *Chem Res Chinese Univ* 33:112–118. <https://doi.org/10.1007/s40242-017-6243-6>
 120. Tabassum M, Bardhan M, Novvera TM et al (2020) NaOH-activated betel nut husk hydrochar for efficient adsorption of methylene blue dye. *Water Air Soil Pollut* 231:1–13. <https://doi.org/10.1007/s11270-020-04762-0>
 121. Filho ACD, Mazzocato AC, Dotto GL et al (2017) Eragrostis plana Nees as a novel eco-friendly adsorbent for removal of crystal violet from aqueous solutions. *Environ Sci Pollut Res* 24:19909–19919. <https://doi.org/10.1007/s11356-017-9365-y>
 122. Carvalho LB, Chagas PMB, Pinto LMA (2018) Caesalpinia ferrea fruits as a biosorbent for the removal of methylene blue dye from an aqueous medium. *Water Air Soil Pollut* 229:1–13. <https://doi.org/10.1007/s11270-018-3952-5>
 123. Asgher M, Bhatti HN (2012) Removal of reactive blue 19 and reactive blue 49 textile dyes by citrus waste biomass from aqueous solution: equilibrium and kinetic study. *Can J Chem Eng* 90:412–419. <https://doi.org/10.1002/cjce.20531>
 124. Sivarajasekar N, Baskar R, Ragu T et al (2017) Biosorption studies on waste cotton seed for cationic dyes sequestration: equilibrium and thermodynamics. *Appl Water Sci* 7:1987–1995. <https://doi.org/10.1007/s13201-016-0379-2>
 125. Boudechiche N, Mokaddem H, Sadaoui Z, Trari M (2016) Biosorption of cationic dye from aqueous solutions onto lignocellulosic biomass (Luffa cylindrica): characterization, equilibrium, kinetic and thermodynamic studies. *Int J Ind Chem* 7:167–180. <https://doi.org/10.1007/s40090-015-0066-4>
 126. Ahmad R, Ansari K (2020) Chemically treated Lawsonia inermis seeds powder (CTLISP): an eco-friendly adsorbent for the removal of brilliant green dye from aqueous solution. *Groundw Sustain Dev* 11:100417. <https://doi.org/10.1016/j.gsd.2020.100417>
 127. Shakoor S, Nasar A (2016) Removal of methylene blue dye from artificially contaminated water using citrus limetta peel waste as a very low cost adsorbent. *J Taiwan Inst Chem Eng* 66:154–163. <https://doi.org/10.1016/j.jtice.2016.06.009>
 128. Gao X, Dai Y, Zhang Y et al (2016) Effective dye removal from waste water using a novel low-cost NaOH-modified fly ash. *Clays Clay Miner* 64:695–705. <https://doi.org/10.1346/CCMN.2016.064028>
 129. Dash S, Chaudhuri H, Gupta R, Nair UG (2018) Adsorption study of modified coal fly ash with sulfonic acid as a potential adsorbent for the removal of toxic reactive dyes from aqueous solution: kinetics and thermodynamics. *J Environ Chem Eng* 6:5897–5905. <https://doi.org/10.1016/j.jece.2018.05.017>
 130. Tissera ND, Wijesena RN, Yasasri H et al (2020) Fibrous keratin protein bio microstructure for efficient removal of hazardous dye waste from water: Surface charge mediated interfaces for multiple adsorption desorption cycles. *Mater Chem Phys* 246:122790. <https://doi.org/10.1016/j.matchemphys.2020.122790>
 131. Thakur A, Kaur H (2017) Response surface optimization of rhodamine B dye removal using paper industry waste as adsorbent. *Int J Ind Chem* 8:175–186. <https://doi.org/10.1007/s40090-017-0113-4>

132. Bensalah H, Younssi SA, Ouammou M et al (2020) Azo dye adsorption on an industrial waste-transformed hydroxyapatite adsorbent: kinetics, isotherms, mechanism and regeneration studies. *J Environ Chem Eng* 8:103807. <https://doi.org/10.1016/j.jece.2020.103807>
133. Jodeh S, Hamed O, Melhem A et al (2018) Magnetic nanocellulose from olive industry solid waste for the effective removal of methylene blue from wastewater. *Environ Sci Pollut Res* 25:22060–22074. <https://doi.org/10.1007/s11356-018-2107-y>
134. Wang XS, Lin HQ (2011) Adsorption of basic dyes by dried waste sludge: kinetic, equilibrium and desorption studies. *Desalin Water Treat* 29:10–19. <https://doi.org/10.5004/dwt.2011.1745>
135. Sahu MK, Patel RK (2015) Removal of safranin-O dye from aqueous solution using modified red mud: kinetics and equilibrium studies. *RSC Adv* 5:78491–78501. <https://doi.org/10.1039/c5ra15780c>
136. Gupta VK, Mittal A, Gajbe V, Mittal J (2006) Removal and recovery of the hazardous azo dye acid orange 7 through adsorption over waste materials: bottom ash and de-oiled soya. *Ind Eng Chem Res* 45:1446–1453. <https://doi.org/10.1021/ie051111f>
137. Mittal J, Jhare D, Vardhan H, Mittal A (2014) Utilization of bottom ash as a low-cost sorbent for the removal and recovery of a toxic halogen containing dye eosin yellow. *Desalin Water Treat* 52:4508–4519. <https://doi.org/10.1080/19443994.2013.803265>
138. Qiu T, Yang JG, Bai XJ, Wang YL (2019) The preparation of synthetic graphite materials with hierarchical pores from lignite by one-step impregnation and their characterization as dye adsorbents. *RSC Adv* 9:12737–12746. <https://doi.org/10.1039/c9ra00343f>
139. Fan S, Wang Y, Wang Z et al (2017) Removal of methylene blue from aqueous solution by sewage sludge-derived biochar: adsorption kinetics, equilibrium, thermodynamics and mechanism. *J Environ Chem Eng* 5:601–611. <https://doi.org/10.1016/j.jece.2016.12.019>
140. Fraga TJM, Carvalho MN, dos Fraga DM, SM, et al (2020) Treated residue from aluminium lamination as adsorbent of toxic reactive dyes—a kinetic, equilibrium and thermodynamic study. *Environ Technol (United Kingdom)* 41:669–681. <https://doi.org/10.1080/09593330.2018.1508255>
141. Jasińska A, Bernat P, Paraszkiwicz K (2013) Malachite green removal from aqueous solution using the system rapeseed press cake and fungus *myrothecium roridum*. *Desalin Water Treat* 51:7663–7671. <https://doi.org/10.1080/19443994.2013.779939>
142. Bharti V, Vikrant K, Goswami M et al (2019) Biodegradation of methylene blue dye in a batch and continuous mode using biochar as packing media. *Environ Res* 171:356–364. <https://doi.org/10.1016/j.envres.2019.01.051>
143. Adeyemo AA, Adeoye IO, Bello OS (2017) Adsorption of dyes using different types of clay: a review. *Appl Water Sci* 7:543–568. <https://doi.org/10.1007/s13201-015-0322-y>
144. Bentahar S, Dbik A, El Khomri M et al (2016) Study of removal of Congo red by local natural clay. *Sci Study Res Chem Chem Eng Biotechnol Food Ind* 17:295–307
145. Salinas-Hernández C, Díaz-Nava MC, Solache-Ríos M (2012) Sorption and desorption of red 5 and yellow 6 by a fe-zeolitic tuff. *Water Air Soil Pollut* 223:4959–4968. <https://doi.org/10.1007/s11270-012-1250-1>
146. Celik S, Duman N, Sayin F et al (2021) Microbial cells immobilized on natural biomatrix as a new potential ecofriendly biosorbent for the biotreatment of reactive dye contamination. *J Water Process Eng* 39:101731. <https://doi.org/10.1016/j.jwpe.2020.101731>
147. Bentahar S, Dbik A, Khomri ME et al (2018) Removal of a cationic dye from aqueous solution by natural clay. *Groundw Sustain Dev* 6:255–262. <https://doi.org/10.1016/j.gsd.2018.02.002>
148. Ma T, Wu Y, Liu N, Wu Y (2020) Hydrolyzed polyacrylamide modified diatomite waste as a novel adsorbent for organic dye removal: adsorption performance and mechanism studies. *Polyhedron* 175:114227. <https://doi.org/10.1016/j.poly.2019.114227>
149. Momina MS, Suzylawati I (2020) Study of the adsorption/desorption of MB dye solution using bentonite adsorbent coating. *J Water Process Eng* 34:101155. <https://doi.org/10.1016/j.jwpe.2020.101155>
150. Bensalah H, Bekheet MF, Younssi SA et al (2017) Removal of cationic and anionic textile dyes with Moroccan natural phosphate. *J Environ Chem Eng* 5:2189–2199. <https://doi.org/10.1016/j.jece.2017.04.021>
151. Bessaha F, Marouf-Khelifa K, Batonneau-Gener I, Khelifa A (2016) Characterization and application of heat-treated and acid-leached halloysites in the removal of malachite green: adsorption, desorption, and regeneration studies. *Desalin Water Treat* 57:14609–14621. <https://doi.org/10.1080/19443994.2015.1063090>
152. Rosales E, Anasie D, Pazos M et al (2018) Kaolinite adsorption-regeneration system for dyestuff treatment by Fenton based processes. *Sci Total Environ* 622–623:556–562. <https://doi.org/10.1016/j.scitotenv.2017.11.301>
153. Mondal NK, Das K, Das B, Sadhukhan B (2016) Effective utilization of calcareous soil towards the removal of methylene blue from aqueous solution. *Clean Technol Environ Policy* 18:867–881. <https://doi.org/10.1007/s10098-015-1065-z>
154. Meigoli Boushehrian M, Esmaeili H, Foroutan R (2020) Ultrasonic assisted synthesis of Kaolin/CuFe₂O₄nanocomposite for removing cationic dyes from aqueous media. *J Environ Chem Eng* 8:103869. <https://doi.org/10.1016/j.jece.2020.103869>
155. Ngo TMV, Truong TH, Nguyen THL et al (2020) Surface modified laterite soil with an anionic surfactant for the removal of a cationic dye (crystal violet) from an aqueous solution. *Water Air Soil Pollut* 231:1–15. <https://doi.org/10.1007/s11270-020-04647-2>
156. Toprak M, Halisdemir E (2015) Removal of pyronin B from aqueous solutions using raw and modified vermiculite. *Res Chem Intermed* 41:8289–8306. <https://doi.org/10.1007/s11164-014-1892-2>
157. Stanly S, Jelmy EJ, John H (2020) Studies on modified montmorillonite clay and its PVA nanohybrid for water purification. *J Polym Environ* 28:2433–2443. <https://doi.org/10.1007/s10924-020-01786-9>
158. Faki A, Turan M, Ozdemir O, Turan AZ (2008) Analysis of fixed-bed column adsorption of reactive yellow 176 onto surfactant-modified zeolite. *Ind Eng Chem Res* 47:6999–7004. <https://doi.org/10.1021/ie800097k>
159. Smaranda C, Popescu MC, Bulgariu D et al (2017) Adsorption of organic pollutants onto a Romanian soil: column dynamics and transport. *Process Saf Environ Prot* 108:108–120. <https://doi.org/10.1016/j.psep.2016.06.027>
160. Mouni L, Belkhir L, Bollinger JC et al (2018) Removal of methylene blue from aqueous solutions by adsorption on kaolin: kinetic and equilibrium studies. *Appl Clay Sci* 153:38–45. <https://doi.org/10.1016/j.clay.2017.11.034>
161. Hosseini S, Khan MA, Malekbala MR et al (2011) Carbon coated monolith, a mesoporous material for the removal of methyl orange from aqueous phase: adsorption and desorption studies. *Chem Eng J* 171:1124–1131. <https://doi.org/10.1016/j.cej.2011.05.010>
162. Santos SCR, Boaventura RAR (2016) Adsorption of cationic and anionic azo dyes on sepiolite clay: equilibrium and kinetic studies in batch mode. *J Environ Chem Eng* 4:1473–1483. <https://doi.org/10.1016/j.jece.2016.02.009>

163. Duman O, Tunç S, Gürkan Polat T (2015) Adsorptive removal of triarylmethane dye (Basic Red 9) from aqueous solution by sepiolite as effective and low-cost adsorbent. *Microporous Mesoporous Mater* 210:176–184. <https://doi.org/10.1016/j.micromeso.2015.02.040>
164. Mahmood S, Mahmood S, Mahmood S (2014) Adsorption/desorption of direct yellow 28 on apatitic phosphate: mechanism, kinetic and thermodynamic studies. *J Assoc Arab Univ Basic Appl Sci* 16:64–73. <https://doi.org/10.1016/j.jaubas.2013.09.001>
165. Tunali Akar S, Alp T, Yilmazer D (2013) Enhanced adsorption of acid red 88 by an excellent adsorbent prepared from alunite. *J Chem Technol Biotechnol* 88:293–304. <https://doi.org/10.1002/jctb.3831>
166. Liu B, Wang D, Yu G, Meng X (2013) Adsorption of heavy metal ions, dyes and proteins by chitosan composites and derivatives - a review. *J Ocean Univ China* 12:500–508
167. Crini G, Torri G, Lichtfouse E et al (2019) Dye removal by biosorption using cross-linked chitosan-based hydrogels. *Environ Chem Lett* 174(17):1645–1666. <https://doi.org/10.1007/S10311-019-00903-Y>
168. Asgher M (2012) Biosorption of reactive dyes: a review. *Water Air Soil Pollut* 223:2417–2435
169. Maruthanayagam A, Mani P, Kaliappan K, Chinnappan S (2020) In vitro and in silico studies on the removal of methyl orange from aqueous solution using oedogonium subplagiostomum AP1. *Water Air Soil Pollut* 231:1–21. <https://doi.org/10.1007/s11270-020-04585-z>
170. Elgarahy AM, Elwakeel KZ, Elshoubaky GA, Mohammad SH (2019) Untapped sepia shell-based composite for the sorption of cationic and anionic dyes. *Water Air Soil Pollut* 230:1–23. <https://doi.org/10.1007/s11270-019-4247-1>
171. Kua TL, Kooh MRR, Dahri MK et al (2020) Aquatic plant, *Ipomoea aquatica*, as a potential low-cost adsorbent for the effective removal of toxic methyl violet 2B dye. *Appl Water Sci* 10:1–13. <https://doi.org/10.1007/s13201-020-01326-9>
172. Kooh MRR, Lim LBL, Dahri MK et al (2015) *Azolla pinnata*: an efficient low cost material for removal of methyl violet 2B by using adsorption method. *Waste and Biomass Valorization* 6:547–559. <https://doi.org/10.1007/s12649-015-9369-0>
173. Huang X, Wei D, Yan L et al (2018) High-efficient biosorption of dye wastewater onto aerobic granular sludge and photocatalytic regeneration of biosorbent by acid TiO₂ hydrosol. *Environ Sci Pollut Res* 25:27606–27613. <https://doi.org/10.1007/s11356-018-2800-x>
174. Elwakeel KZ, Elgarahy AM, Elshoubaky GA, Mohammad SH (2020) Microwave assist sorption of crystal violet and Congo red dyes onto amphoteric sorbent based on upcycled Sepia shells 03 Chemical Sciences 0306 Physical Chemistry (incl. Structural). *J Environ Heal Sci Eng* 18:35–50. <https://doi.org/10.1007/s40201-019-00435-1>
175. Shen C, Wen Y, Kang X, Liu W (2011) H₂O₂-induced surface modification: a facile, effective and environmentally friendly pretreatment of chitosan for dyes removal. *Chem Eng J* 166:474–482. <https://doi.org/10.1016/j.cej.2010.10.075>
176. Gupta VK, Bhushan R, Nayak A et al (2014) Biosorption and reuse potential of a blue green alga for the removal of hazardous reactive dyes from aqueous solutions. *Bioremediat J* 18:179–191. <https://doi.org/10.1080/10889868.2014.918574>
177. Dotto GL, Santos JMN, Rodrigues IL et al (2015) Adsorption of methylene blue by ultrasonic surface modified chitin. *J Colloid Interface Sci* 446:133–140. <https://doi.org/10.1016/j.jcis.2015.01.046>
178. Saeed M, Nadeem R, Yousaf M (2015) Removal of industrial pollutant (Reactive Orange 122 dye) using environment-friendly sorbent *Trapa bispinosa*'s peel and fruit. *Int J Environ Sci Technol* 12:1223–1234. <https://doi.org/10.1007/s13762-013-0492-9>
179. Kim GM, Wang Z, Bin KS, Won SW (2019) Polyethylenimine-crosslinked chitin flake as a biosorbent for removal of acid blue 25. *Korean J Chem Eng* 36:1455–1465. <https://doi.org/10.1007/s11814-019-0347-2>
180. Si J, Yuan TQ, Cui BK (2015) Exploring strategies for adsorption of azo dye Congo red using free and immobilized biomasses of *trametes pubescens*. *Ann Microbiol* 65:411–421. <https://doi.org/10.1007/s13213-014-0874-3>
181. Bayramoglu G, Yilmaz M (2018) Azo dye removal using free and immobilized fungal biomasses: isotherms, kinetics and thermodynamic studies. *Fibers Polym* 19:877–886. <https://doi.org/10.1007/s12221-018-7875-y>
182. Radwan EK, Abdel-Aty AM, El-Wakeel ST, Abdel Ghafar HH (2020) Bioremediation of potentially toxic metal and reactive dye-contaminated water by pristine and modified *Chlorella vulgaris*. *Environ Sci Pollut Res* 27:21777–21789. <https://doi.org/10.1007/s11356-020-08550-5>
183. Souza FHM, Leme VFC, Costa GOB et al (2020) Biosorption of rhodamine B using a low-cost biosorbent prepared from inactivated *Aspergillus oryzae* cells: kinetic, equilibrium and thermodynamic studies. *Water Air Soil Pollut* 231:1–13. <https://doi.org/10.1007/s11270-020-04633-8>
184. Chaudhry MT, Zohaib M, Rauf N et al (2014) Biosorption characteristics of *Aspergillus fumigatus* for the decolorization of triphenylmethane dye acid violet 49. *Appl Microbiol Biotechnol* 98:3133–3141. <https://doi.org/10.1007/s00253-013-5306-y>
185. Fatombi JK, Idohou EA, Osseni SA et al (2019) Adsorption of indigo carmine from aqueous solution by chitosan and chitosan/activated carbon composite: kinetics, isotherms and thermodynamics studies. *Fibers Polym* 20:1820–1832. <https://doi.org/10.1007/s12221-019-1107-y>
186. Roy TK, Mondal NK (2017) Biosorption of Congo red from aqueous solution onto burned root of *Eichhornia crassipes* biomass. *Appl Water Sci* 7:1841–1854. <https://doi.org/10.1007/s13201-015-0358-z>
187. Zeroual Y, Kim BS, Kim CS et al (2006) Biosorption of bromophenol blue from aqueous solutions by *Rhizopus stolonifer* biomass. *Water Air Soil Pollut* 177:135–146. <https://doi.org/10.1007/s11270-006-9112-3>
188. Chieng HI, Lim LBL, Priyantha N (2015) Sorption characteristics of peat from Brunei Darussalam for the removal of rhodamine B dye from aqueous solution: adsorption isotherms, thermodynamics, kinetics and regeneration studies. *Desalin Water Treat* 55:664–677. <https://doi.org/10.1080/19443994.2014.919609>
189. Sarim KM, Kukreja K, Shah I, Choudhary CK (2019) Biosorption of direct textile dye Congo red by *Bacillus subtilis* HAU-KK01. *Bioremediat J* 23:185–195. <https://doi.org/10.1080/10889868.2019.1641466>
190. Rial JB, Ferreira ML (2022) Potential applications of spent adsorbents and catalysts: re-valorization of waste. *Sci Total Environ* 823:153370. <https://doi.org/10.1016/J.SCITOTENV.2022.153370>
191. El Khomri M, El Messaoudi N, Dbik A et al (2021) Regeneration of argan nutshell and almond shell using HNO₃ for their reusability to remove cationic dye from aqueous solution. *Chem Eng Commun*. <https://doi.org/10.1080/00986445.2021.1963960>
192. El Khomri M, El Messaoudi N, Dbik A et al (2022) Optimization based on response surface methodology of anionic dye desorption from two agricultural solid wastes. *Chem Africa* 7:1083–1095. <https://doi.org/10.1007/S42250-022-00395-4>
193. Kamath SV, Manohara HM, Aruchamy K et al (2022) Sorption based easy-to-use low-cost filters derived from invasive weed

- biomass for dye contaminated water cleanup. *RSC Adv* 12:9101–9111. <https://doi.org/10.1039/D2RA00670G>
194. Yadav MK, Saidulu D, Ghosal PS et al (2022) A review on the management of arsenic-laden spent adsorbent: Insights of global practices, process criticality, and sustainable solutions. *Environ Technol Innov* 27:102500. <https://doi.org/10.1016/J.ETI.2022.102500>
195. Siddiqua A, Hahladakis JN (2022) Al-Attiya WAKA (2022) An overview of the environmental pollution and health effects associated with waste landfilling and open dumping. *Environ Sci Pollut Res* 2939(29):58514–58536. <https://doi.org/10.1007/S11356-022-21578-Z>
196. Velusamy S, Roy A, Sundaram S, Kumar Mallick T (2021) A review on heavy metal ions and containing dyes removal through graphene oxide-based adsorption strategies for textile wastewater treatment. *Chem Rec* 21:1570–1610. <https://doi.org/10.1002/TCR.202000153>
197. Charazińska S, Burszta-Adamiak E (2021) Lochyński P (2021) Recent trends in Ni(II) sorption from aqueous solutions using natural materials. *Rev Environ Sci Bio/Technology* 211(21):105–138. <https://doi.org/10.1007/S11157-021-09599-5>
198. Intrakamhaeng V, Clavier KA, Roessler JG, Townsend TG (2019) Limitations of the toxicity characteristic leaching procedure for providing a conservative estimate of landfilled municipal solid waste incineration ash leaching. *J Air Waste Manag Assoc* 69:623–632. https://doi.org/10.1080/10962247.2019.1569172/SUPPL_FILE/UAWM_A_1569172_SM8550.PDF
199. El Khomri M, El Messaoudi N, Dbik A et al (2022) Modification of low-cost adsorbent prepared from agricultural solid waste for the adsorption and desorption of cationic dye. *Emergent Mater* 2022:1–10. <https://doi.org/10.1007/S42247-022-00390-Y>
200. Venkatesh G (2021) Se VG (2021) Circular bio-economy—paradigm for the future: systematic review of scientific journal publications from 2015 to 2021. *Circ Econ Sustain* 21(2):231–279. <https://doi.org/10.1007/S43615-021-00084-3>
201. Kong L, Wang L, Li F et al (2022) A life-cycle integrated model for product eco-design in the conceptual design phase. *J Clean Prod* 363:132516. <https://doi.org/10.1016/J.JCLEPRO.2022.132516>
202. Thoma GJ, Ellsworth SW, Yan MJ (2018) Chapter 1: Principles of green food processing (Including Lifecycle Assessment and Carbon Footprint). *RSC Green Chem* 1–52. <https://doi.org/10.1039/9781782626596-00001>
203. Ngeno EC, Mbuci KE, Necibi MC et al (2022) Sustainable re-utilization of waste materials as adsorbents for water and wastewater treatment in Africa: recent studies, research gaps, and way forward for emerging economies. *Environ Adv* 9:100282. <https://doi.org/10.1016/J.ENVADV.2022.100282>
204. Phuekphong A, Imwiset K, Ogawa M (2020) Designing nano-architecture for environmental remediation based on the clay minerals as building block. *J Hazard Mater* 399:122888. <https://doi.org/10.1016/J.JHAZMAT.2020.122888>
205. Nur-E-Alam M, Mia MAS, Ahmad F (2020) Rahman MM (2020) An overview of chromium removal techniques from tannery effluent. *Appl Water Sci* 109(10):1–22. <https://doi.org/10.1007/S13201-020-01286-0>
206. Dbik A, Bentahar S, El Khomri M et al (2020) Adsorption of Congo red dye from aqueous solutions using tunics of the corm of the saffron. *Materials Today: Proceedings* 22:134–139. <https://doi.org/10.1016/j.matpr.2019.08.148>
207. Dannenberg JJ, Tomasz M (2000) Hydrogen-bond acid/base catalysis: a density functional theory study of protonated guanine-(substituted) cytosine base pairs as models for nucleophilic attack on mitomycin in DNA. *J Am Chem Soc* 122:2062–2068. https://doi.org/10.1021/JA9931451/SUPPL_FILE/JA9931451_S.PDF