



HAL
open science

Covert Scattering Control in Metamaterials with Non-Locally Encoded Hidden Symmetry

Jérôme Sol, Malte Röntgen, Philipp del Hougne

► **To cite this version:**

Jérôme Sol, Malte Röntgen, Philipp del Hougne. Covert Scattering Control in Metamaterials with Non-Locally Encoded Hidden Symmetry. *Advanced Materials*, In press, 10.1002/adma.202303891 . hal-04296934

HAL Id: hal-04296934

<https://hal.science/hal-04296934>

Submitted on 21 Nov 2023

HAL is a multi-disciplinary open access archive for the deposit and dissemination of scientific research documents, whether they are published or not. The documents may come from teaching and research institutions in France or abroad, or from public or private research centers.

L'archive ouverte pluridisciplinaire **HAL**, est destinée au dépôt et à la diffusion de documents scientifiques de niveau recherche, publiés ou non, émanant des établissements d'enseignement et de recherche français ou étrangers, des laboratoires publics ou privés.

Covert Scattering Control in Metamaterials with Non-Locally Encoded Hidden Symmetry

Jérôme Sol¹, Malte Röntgen², and Philipp del Hougne^{3,*}

¹ *INSA Rennes, CNRS, IETR-UMR 6164, F-35000 Rennes, France*

² *LAUM, UMR 6613, CNRS, F-72085 Le Mans, France*

³ *Univ Rennes, CNRS, IETR-UMR 6164, F-35000 Rennes, France*

* Correspondence to philipp.del-hougne@univ-rennes1.fr

Symmetries and tunability are of fundamental importance in wave scattering control, but symmetries are often obvious upon visual inspection which constitutes a significant vulnerability of metamaterial wave devices to reverse-engineering risks. Here, it is theoretically and experimentally shown that a symmetry in the reduced basis of the “primary meta-atoms” that are directly connected to the outside world is sufficient; meanwhile, a suitable topology of non-local interactions between them, mediated by the internal “secondary” meta-atoms, can hide the symmetry from sight in the canonical basis. *Covert* symmetry-based scattering control in a cable-network metamaterial featuring a hidden parity (\mathcal{P}) symmetry in combination with hidden- \mathcal{P} -symmetry-preserving and hidden- \mathcal{P} -symmetry-breaking tuning mechanisms is experimentally demonstrated. Physical-layer security in wired communications is achieved, using the domain-wise hidden \mathcal{P} -symmetry as shared secret between the sender and the legitimate receiver. Within the approximation of negligible absorption, the first tuning of a complex scattering metamaterial *without* mirror symmetry to feature exceptional points (EPs) of \mathcal{PT} -symmetric reflectionless states, as well as quasi-bound states in the continuum, is reported. These results are reproduced in metamaterials involving non-reciprocal interactions between meta-atoms, including the first observation of reflectionless EPs in a non-reciprocal system.

Keywords: Hidden Symmetry, Programmable Metamaterial, Physical Layer Security, Reverse-Engineering Resilience, Reflectionless Exceptional Point, Non-Locality, Non-Reciprocity

I. INTRODUCTION

The scattering characteristics of a metamaterial are defined by the properties of its constituent meta-atoms as well as how the latter are coupled with each other and how they are coupled to the asymptotic scattering channels. Often, only a subset of all meta-atoms is directly coupled to the asymptotic scattering channels. These “primary” meta-atoms can be conceptually distinguished from the remaining “secondary” meta-atoms, since the latter can be equivalently treated as additional non-local interactions between the primary meta-atoms. An important design consideration for a metamaterial, in addition to its ultimate scattering properties and hence functionalities, may be the extent to which the latter can be deduced upon visual inspection of its meta-atoms in the canonical (standard) representation, for instance, if reverse engineering is a concern. Of particular vulnerability are devices based on parity (\mathcal{P}) and related symmetries. A solution may lie in the degrees of freedom offered by the secondary meta-atoms: whereas a representation of the metamaterial reduced to the primary meta-atoms would reveal the \mathcal{P} symmetry, the \mathcal{P} symmetry can be (although usually it is not) absent in the canonical representation. In this Article, we experimentally demonstrate covert scattering control in cable-network metamaterials featuring (i) a hidden \mathcal{P} symmetry covertly encoded into the topology of the secondary meta-atoms, as well as (ii) hidden- \mathcal{P} -symmetry-preserving (and hidden- \mathcal{P} -symmetry-breaking) tunability. Specifically, we leverage the absence of mirror symmetries to present a scheme for physically secure wired communications and we observe reflectionless exceptional points (EPs) despite the absence of simple mirror symmetries. Moreover, we show that such covert scattering control is also feasible in the case of non-reciprocal interactions between the meta-atoms.

Non-locality refers to the fact that the response of a meta-atom is not exclusively determined by its local properties but also by its interactions with distant (“non-local”) meta-atoms. Non-locality is the norm rather than an exception in electromagnetism, and more generally wave engineering, but it was often neglected or treated as a nuisance. More recently, however, non-local interactions between meta-atoms have been embraced to tailor the dispersion relations of diverse metamaterial platforms [1–4] and to achieve new functionalities for applications including analog signal processing [5–8], space compression [9–11] and the multi-functionality of metasurfaces [12–14]. Usually, non-locality is discussed in the canonical basis, e.g., in terms of direct interactions of far-apart meta-atoms. For in-

stance, Ref. [4] considered a 1D chain of meta-atoms and referred to direct interactions between spatially-nearest neighbors as “local” and direct interactions between beyond-spatially-nearest neighbors as “non-local”. However, as stated above and as we will develop in the present paper, the role of the secondary meta-atoms (the ones not directly connected to any asymptotic scattering channel) and their direct interactions among each other and with the primary meta-atoms can be understood as direct non-local interactions between the primary meta-atoms. This representation of the metamaterial in a basis reduced to the primary meta-atoms is fully equivalent to the conventional representation in the canonical basis.

Typically, a \mathcal{P} symmetry of the metamaterial is apparent in the canonical basis and hence also in the reduced basis of primary meta-atoms. However, it is also possible that there is no \mathcal{P} symmetry in the canonical basis but that there is one in the reduced basis of primary meta-atoms. Examples of “hidden” symmetries have been discovered in various electronic (or tight-binding) structures where they can give rise to “non-accidental” degeneracies [15–19]. However, symmetries (often in combination with tuning) also play a pivotal role in wave scattering control, and being able to hide them from sight by covertly encoding them into complex coupling mechanisms between the meta-atoms may protect wave devices against reverse engineering and offer a route toward physical-layer secure communications.

As an example of the role of symmetries in wave scattering control, let us consider the long-standing problem of reflectionless excitation of a scattering system. Wave devices with signal routing functionalities such as mode sorters and demultiplexers are deployed in larger nanophotonic or radio-frequency networks used to transfer information or energy. Being able to couple waves into such wave devices without any reflection not only prevents a loss of signal power, but more importantly avoids that reflected-power echoes within the network imperil non-linear components like lasers or power amplifiers. The reflectionless excitation of a generic arbitrarily complex scattering system through a subset of the connected asymptotic scattering channels is possible whenever the corresponding filtered version of its scattering matrix has a zero eigenvalue [20]. In general, the continuous tunability of a system parameter is necessary to meet this condition [20], and if additional constraints on the specific frequency or routing functionalities exist, more tunable degrees of freedom are needed [7, 8, 21]. If, however, the system has a parity-time (\mathcal{PT}) symmetry, then the system’s scattering matrix is guaranteed to have zero eigenvalues at some frequencies without any tuning [20, 22–25].

Moreover, a single symmetry-preserving continuous tuning parameter is sufficient in that case to achieve the coalescence of two zero eigenvalues and their eigenvectors, giving rise to a reflectionless EP with broader lineshape. The easy access to reflectionless EPs [20, 26–30], which are distinct from resonant and scattering EPs, is important for broadening the bandwidth of (almost perfect) reflection suppression as well as for analog higher-order signal differentiation [7, 30]. Furthermore, the extreme sensitivity of EPs to detuning may also be the basis of new sensor concepts. Given a metamaterial with hidden \mathcal{P} symmetry where absorption (and hence the ensuing \mathcal{T} symmetry breaking) is sufficiently small, one can *covertly* implement the described \mathcal{PT} -symmetry-based scattering control.

In this paper, building on recent theoretical work [31, 32], we develop a scattering theory of hidden \mathcal{P} symmetries in generic arbitrarily complex wave systems. Then, for our experiments, we focus on cable-network metamaterials [4] which are transmission-line networks also known as “quantum graphs” [33–35]. Therein, the junctions (vertices) are non-resonant meta-atoms and the cables (bonds) are the direct interactions between the meta-atoms. Various kinds of waveguide networks were recently also explored in contexts such as nanophotonic lasing [36], non-Abelian topological charges, edge states and braiding [37, 38] or topology-protected wave devices [39]. The reconfigurable “plug-and-play” nature of cable-network metamaterials makes them an ideal platform to prototype covert scattering control, and, moreover, they are of direct relevance to wireline communications networks. Besides the hidden \mathcal{P} symmetry, our covert scattering control requires tuning mechanisms, one that breaks and one that preserves the hidden \mathcal{P} symmetry. Based on these tools, first, we demonstrate a scheme for physical-layer secure wireline communications in which the hidden \mathcal{P} symmetry constitutes an advantage for the legitimate receiver over the eavesdropper. Then, second, within the approximation of negligible absorption, we access the regime of \mathcal{PT} symmetry and demonstrate the tuning to reflectionless EPs in metamaterials *without* mirror symmetry. We also observe quasi-bound states in the continuum (qBICs) [40]. Finally, we extend this covert scattering control to metamaterials with non-reciprocal interactions between meta-atoms, and we observe reflectionless EPs in a non-reciprocal system for the first time.

II. GENERALITIES

To start, we establish the theoretical foundation of the intuitive understanding of hidden \mathcal{P} symmetry in non-local metamaterials outlined in the introduction. Earlier work studied hidden \mathcal{P} symmetry in quantum graphs [31, 32], and has some overlap with this section, although we present a more general formulation that clarifies the importance of the coupling between the primary meta-atoms and the asymptotic scattering channels; our formulation also reveals the generality of the theory, with obvious extensions to other wave systems described by representations such as the discrete-dipole approximation [41], temporal coupled-mode theory [42] and, most generally, Weidenmüller’s generalization of Breit-Wigner theory [43].

A. Wave-Operator Representation of the Scattering Matrix

Throughout this paper, we work in the time-harmonic regime. For any finite arbitrary linear scattering system connected to m (mutually orthogonal) asymptotic scattering channels, the scattering matrix $\mathbf{S} \in \mathbb{C}^{m \times m}$ can be approximately formulated in a microscopic sense as [20, 44–46] (see also Remark 1 in Supplementary Note I)

$$\mathbf{S} = \mathbf{I} - 2i\mathbf{W}^\dagger \frac{1}{\mathbf{H} + i\mathbf{W}\mathbf{W}^\dagger} \mathbf{W}, \quad (1)$$

where $\mathbf{H} = \mathbf{A}_0 - \mathbf{\Delta}$. $\mathbf{A}_0 \in \mathbb{C}^{n \times n}$ is the wave operator in the closed system, where we assume a sufficiently high-resolution discretization of Maxwell’s equations into n voxels. $\mathbf{W} \in \mathbb{C}^{n \times m}$ is the matrix describing the coupling between each voxel and each asymptotic scattering channel. $\mathbf{\Delta}$ is the principal value of $\int d\omega' \frac{\mathbf{W}\mathbf{W}^\dagger}{\omega' - \omega}$. All involved matrices except \mathbf{I} depend in general on the angular frequency ω but we do not explicitly print this dependence for conciseness. The terms $\mathbf{\Delta}$ and $-i\mathbf{W}\mathbf{W}^\dagger$ are the Hermitian and anti-Hermitian parts of the self-energy that originates from the boundary between the finite closed system and the exterior asymptotic region, and they describe, respectively, frequency shifts and damping terms that arise due to coupling the closed system to the outside world’s continuum. The formulation in Eq. (1) originates from nuclear scattering theory [43, 47] and does not constitute an exact computational method for scattering calculations [48].

While the theory presented in Sec. II B and Sec. II C applies to any generic wave system

described by Eq. (1), the subsequent experiments presented in the current paper are based specifically on cable-network metamaterials. Although, of course, the general formulation in the microscopic sense from Eq. (1) applies, it is more convenient to consider an analogous macroscopic formulation. Therein, each junction is a (non-resonant) meta-atom that plays the role of a voxel in the microscopic formulation, and it is similarly directly coupled to each of its closest neighbors, in the macroscopic case via cables. Our cable-network metamaterials are also known as Neumann quantum graphs, and Refs. [34, 49, 50] derived a macroscopic formulation that takes exactly the form of Eq. (1). In this specific case, the formulation from Eq. (1) constitutes an exact expression without any truncations that can be used for computational scattering calculations [34]. Therein, under the assumption that each asymptotic scattering channel is non-dispersively coupled to exactly one meta-atom,

$$H_{i,j} = \begin{cases} -\sum_{l \neq i} C_{i,l} \cot(kL_{i,l}) & \text{if } i = j. \\ C_{i,j} \exp(-iA_{i,j}L_{i,j}) \csc(kL_{i,j}) & \text{otherwise.} \end{cases} \quad (2)$$

Here, $C_{i,j}$ is unity if the i th and j th meta-atoms are directly connected, and zero otherwise. $L_{i,j}$ is the length of the cable connecting the i th and j th meta-atoms, and $A_{i,j}$ is a magnetic vector potential acting on that bond (if there is no magnetic vector potential, $A_{i,j} = 0$). k is the wavenumber. The diagonal and off-diagonal entries of \mathbf{H} are also referred to as self-interaction or on-site potential and hopping, respectively. The (i,j) th entry of \mathbf{W} is unity if the i th meta-atom is connected to the j th asymptotic scattering channel, and zero otherwise.

So far, we describe the wave operator in the canonical representation. This representation has an obvious interpretation as a graph. For the case of our cable-network metamaterial, this interpretation is already cemented into the frequently used alternative term “quantum graph”, but this graph interpretation applies to wave systems in general. For instance, recently, it has been discussed more explicitly in the case of coupled-dipole systems [51, 52]. In the following Sec. IIB, we discuss \mathcal{P} symmetry in this canonical representation. Meanwhile, it is important to note that other equivalent representations exist. For instance, one could change to the modal basis (we refer the interested reader to Ref. [48] where a rigorous ab initio quasinormal coupled mode theory is derived). A representation of importance for the present paper is one that is reduced to the primary meta-atoms. In Sec. IIC, we derive such a representation in order to discuss how \mathcal{P} symmetry can be

covertly encoded into the topology of the secondary meta-atoms.

B. \mathcal{P} -Symmetry in the Canonical Representation

\mathcal{P} symmetry of the wave operator in the canonical basis, e.g., a mirror-symmetry, is *not* a sufficient condition to guarantee \mathcal{P} symmetry of the scattering matrix. It is further required that the way in which the wave operator is coupled to the asymptotic scattering channels preserves the wave operator’s \mathcal{P} symmetry. This implies the need for a bisected partition of the channels, the most natural one being a division into “left” and “right” [20]. More rigorously, we can formulate these two conditions as follows: if $\hat{\mathcal{P}}_n \mathbf{A}_0 = \mathbf{A}_0 \hat{\mathcal{P}}_n$ and $\mathbf{W} \hat{\mathcal{P}}_m = \hat{\mathcal{P}}_m \mathbf{W}$, then $\hat{\mathcal{P}}_m \mathbf{S} = \mathbf{S} \hat{\mathcal{P}}_m$ (see Supplementary Note II). Note that these conditions are compatible with \mathcal{P} -symmetry-preserving absorption mechanisms such as homogeneous absorption.

Given that \mathbf{A}_0 commutes with $\hat{\mathcal{P}}_n$, the eigenstates of the closed system must also be eigenstates of $\hat{\mathcal{P}}_n$ and as such have definite parity. In the case of a spatial mirror symmetry, this means that the value of an eigenstate ϕ at a position \mathbf{r} is ± 1 times the value of the same eigenstate at the mirror-symmetric position $\mathcal{R}(\mathbf{r})$: $\phi(\mathcal{R}(\mathbf{r})) = \pm \phi(\mathbf{r})$. For a mirror-symmetric system with $m = 2$ (one “left” and one “right” channel), it follows that $S_{11}(\omega_0) = S_{22}(\omega_0)$ (which we refer to as “equi-reflection” property) and $S_{21}(\omega_0) = S_{12}(\omega_0)$ (which is known as reciprocity).

C. \mathcal{P} -Symmetry in the Reduced Basis of Primary Meta-Atoms

Now, let us consider the scenario in which a subset $\bar{\mathcal{S}}$ of $v < n$ voxels or meta-atoms are not directly coupled to any asymptotic scattering channel. In our terminology, the metamaterial then contains $n - v$ primary and v secondary meta-atoms. We can then write \mathbf{A}_0 and \mathbf{W} in block form:

$$\mathbf{A}_0 = \begin{bmatrix} \mathbf{A}_{0,SS} & \mathbf{A}_{0,S\bar{\mathcal{S}}} \\ \mathbf{A}_{0,\bar{\mathcal{S}}S} & \mathbf{A}_{0,\bar{\mathcal{S}}\bar{\mathcal{S}}} \end{bmatrix} \quad (3a)$$

$$\mathbf{W} = \begin{bmatrix} \mathbf{W}_S \\ \mathbf{0} \end{bmatrix} \quad (3b)$$

where $\mathbf{A}_{\mathbf{0},SS} \in \mathbb{C}^{(n-v) \times (n-v)}$, $\mathbf{A}_{\mathbf{0},S\bar{S}} \in \mathbb{C}^{(n-v) \times v}$, $\mathbf{A}_{\mathbf{0},\bar{S}S} \in \mathbb{C}^{v \times (n-v)}$, $\mathbf{A}_{\mathbf{0},\bar{S}\bar{S}} \in \mathbb{C}^{v \times v}$, $\mathbf{W}_S \in \mathbb{C}^{(n-v) \times m}$, and $\mathbf{0}$ is of dimensions $v \times m$. Then,

$$\mathbf{H} + i\mathbf{W}\mathbf{W}^\dagger = \mathbf{G} = \begin{bmatrix} \mathbf{G}_{SS} & \mathbf{G}_{S\bar{S}} \\ \mathbf{G}_{\bar{S}S} & \mathbf{G}_{\bar{S}\bar{S}} \end{bmatrix} = \begin{bmatrix} \mathbf{A}_{\mathbf{0},SS} & \mathbf{A}_{\mathbf{0},S\bar{S}} \\ \mathbf{A}_{\mathbf{0},\bar{S}S} & \mathbf{A}_{\mathbf{0},\bar{S}\bar{S}} \end{bmatrix} - \left(\begin{bmatrix} \Delta_{SS} & \mathbf{0} \\ \mathbf{0} & \mathbf{0} \end{bmatrix} - i \begin{bmatrix} \mathbf{W}_S \mathbf{W}_S^\dagger & \mathbf{0} \\ \mathbf{0} & \mathbf{0} \end{bmatrix} \right), \quad (4)$$

where Δ_{SS} is the principal value of $\int d\omega' \frac{\mathbf{W}_S \mathbf{W}_S^\dagger}{\omega' - \omega}$. Now, to obtain \mathbf{S} we must invert the 2×2 block matrix \mathbf{G} . Given Eq. (3b), only the top left block of \mathbf{G}^{-1} matters and we obtain

$$\mathbf{S} = \mathbf{I} - 2i\mathbf{W}_S^\dagger \frac{1}{\mathbf{G}_{SS} - \mathbf{G}_{S\bar{S}} \mathbf{G}_{\bar{S}\bar{S}}^{-1} \mathbf{G}_{\bar{S}S}} \mathbf{W}_S = \mathbf{I} - 2i\mathbf{W}_S^\dagger \frac{1}{\tilde{\mathbf{A}}_{\mathbf{0}} - (\Delta_{SS} - i\mathbf{W}_S \mathbf{W}_S^\dagger)} \mathbf{W}_S, \quad (5)$$

where we have defined an effective wave operator

$$\tilde{\mathbf{A}}_{\mathbf{0}} = \mathbf{A}_{\mathbf{0},SS} - \mathbf{A}_{\mathbf{0},S\bar{S}} \mathbf{A}_{\mathbf{0},\bar{S}\bar{S}}^{-1} \mathbf{A}_{\mathbf{0},\bar{S}S}. \quad (6)$$

Physically, as illustrated in Figure 1, an equivalent description of our system consists hence in interpreting only the subset \mathcal{S} of voxels as our system's internal scattering entities, and the remaining subset $\bar{\mathcal{S}}$ of voxels as complicated additional coupling mechanisms between the scattering entities included in \mathcal{S} . In other words, for our macroscopic description of the cable-network metamaterial, an equivalent description of the system is possible in the reduced representation of the primary meta-atoms wherein the secondary meta-atoms are treated as additional coupling mechanisms between the primary meta-atoms. Similar calculations of effective wave operators like Eq. (6) were also presented within the more limited scopes of tight-binding network engineering [53] and isospectral graph reduction [54], however, without the complete scattering calculation from Eq. (5). In parallel with the present work, the reduced-basis representation is now also emerging to efficiently model massively parametrized complex scattering systems such as “smart” radio environments [55, 56].

Analogous to Sec. IIB, we conclude that if $\hat{\mathcal{P}}_{n-v} \tilde{\mathbf{A}}_{\mathbf{0}} = \tilde{\mathbf{A}}_{\mathbf{0}} \hat{\mathcal{P}}_{n-v}$ and $\mathbf{W}_S \hat{\mathcal{P}}_m = \hat{\mathcal{P}}_{n-v} \mathbf{W}_S$, then $\hat{\mathcal{P}}_m \mathbf{S} = \mathbf{S} \hat{\mathcal{P}}_m$. These conditions are compatible with absorption mechanisms that preserve the effective wave operator's parity, for instance, homogeneous absorption. Unlike Sec. IIB, in which the parity of the wave operator was domain-wise (excluding the trivial case of a mirror-symmetric point), here the parity is restricted to the subset \mathcal{S} which may

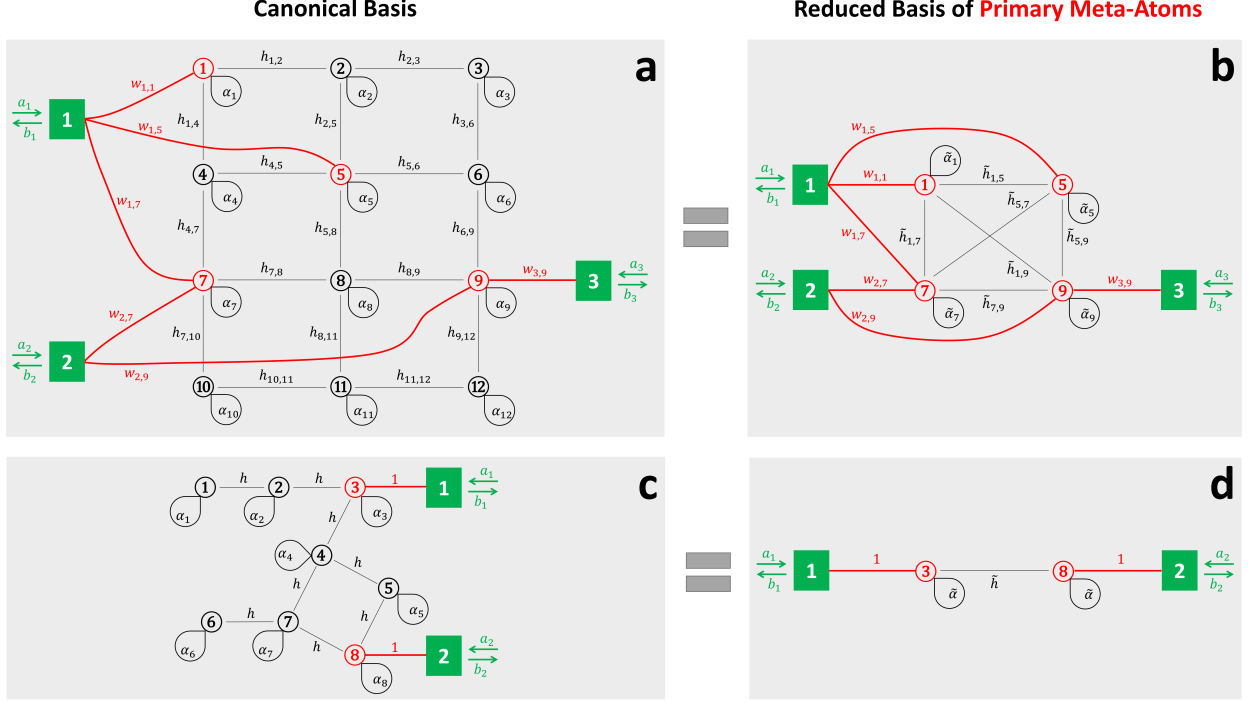


FIG. 1. General Principle of Reduced-Basis Representations and Hidden \mathcal{P} Symmetry. (a) Conceptual sketch of a generic example scattering problem involving three asymptotic scattering channels and 12 meta-atoms. The i th meta-atom has a self-interaction α_i and a reciprocal interaction $h_{i,j}$ with its direct neighbors. The i th asymptotic scattering channel is coupled to the j th meta-atom with a complex-valued weight $w_{i,j}$ (only non-zero weights are shown). Primary meta-atoms have direct contact with one or more asymptotic scattering channel(s) and are highlighted in red. Lines in this figure symbolically represent direct coupling. In the case of a cable-network metamaterial, direct coupling is implemented via cables that look “line-like” and the asymptotic scattering channels are monomodal waveguides. In general, however, the coupling mechanisms can be more complex. For instance, if a shaped wavefront illuminates a nanophotonic structure, the free-space asymptotic scattering channel couples with different complex-valued weights to multiple internal scattering entities depending on how the wavefront pattern overlaps with them. (b) Equivalent representation of the metamaterial from (a) in the reduced basis of primary meta-atoms. Here, the i th primary meta-atom has a self-interaction $\tilde{\alpha}_i$ and has an interaction $\tilde{h}_{i,j}$ with the j th primary meta-atom. (c,d) Example of a metamaterial with a hidden \mathcal{P} symmetry that is absent in the canonical basis (c) but evident in the reduced basis of primary meta-atoms (d).

be point-wise, for instance, in the most extreme case of $n - v = m = 2$. Given a system with hidden \mathcal{P} symmetry, it is always possible to extend the domain defined by \mathcal{S} by symmetrically coupling additional clusters of meta-atoms to the primary meta-atoms. It also follows that the eigenstates of $\tilde{\mathbf{A}}_0$ must have definite parity. In other words, the eigenstates of \mathbf{A}_0 have definite parity, but *only* within the subset \mathcal{S} of the system's internal scattering entities. In Supplementary Note VI, we report experimental measurements to confirm this definite parity of the eigenmodes.

The conditions $\hat{\mathcal{P}}_{n-v}\tilde{\mathbf{A}}_0 = \tilde{\mathbf{A}}_0\hat{\mathcal{P}}_{n-v}$ and $\mathbf{W}_S\hat{\mathcal{P}}_m = \hat{\mathcal{P}}_{n-v}\mathbf{W}_S$ can be satisfied by scattering systems that do *not* satisfy $\hat{\mathcal{P}}_n\mathbf{A}_0 = \mathbf{A}_0\hat{\mathcal{P}}_n$ and $\mathbf{W}\hat{\mathcal{P}}_m = \hat{\mathcal{P}}_n\mathbf{W}$. For instance, Refs. [31, 32] theoretically identified concrete examples thereof for the case of $m = n - v = 2$ and all bonds being reciprocal. In these examples, of which one is provided in Figure 1(c,d), all meta-atoms are non-resonant and all pairs of directly connected meta-atoms have the same interaction h . Then, the reduced representation turns out to satisfy the first condition $\hat{\mathcal{P}}_{n-v}\tilde{\mathbf{A}}_0 = \tilde{\mathbf{A}}_0\hat{\mathcal{P}}_{n-v}$. Moreover, the second condition $\mathbf{W}\hat{\mathcal{P}}_m = \hat{\mathcal{P}}_n\mathbf{W}$ is trivially satisfied because any given primary meta-atom is (non-dispersively) directly coupled to exactly one asymptotic scattering channel.

Although the metamaterial with hidden symmetry shown in Figure 1(c,d) happens to be described by a planar graph, this detail plays no role in the described general theory of hidden \mathcal{P} symmetry in non-local metamaterials, and examples of non-planar metamaterials with hidden \mathcal{P} symmetry exist. Similarly, the use of non-resonant meta-atoms is not a prerequisite for the existence of a hidden \mathcal{P} symmetry. The use of resonant meta-atoms would alter the diagonal entries of the wave operator. For instance, if the primary meta-atoms in the specific example from Figure 1(c,d) were replaced by identical resonant meta-atoms, the hidden symmetry would remain intact. However, other modifications regarding resonant meta-atoms could break the hidden symmetry in this specific example.

In this section, we have established the conditions under which a non-local metamaterial can feature a hidden \mathcal{P} symmetry, i.e., a \mathcal{P} symmetry that is only apparent in the reduced basis of primary meta-atoms but not in the canonical basis because the symmetry is covertly encoded in the non-local coupling between the primary meta-atoms that is mediated by the secondary meta-atoms. Both the internal composition of the metamaterial and the latter's coupling to the asymptotic scattering channels must satisfy specific conditions.

III. APPLICATION TO PHYSICAL-LAYER SECURE COMMUNICATIONS

As a first example of the technological relevance of the intriguing concept of hidden \mathcal{P} symmetry, we demonstrate in this section that covert scattering control, built off a hidden \mathcal{P} symmetry, is ideally suited to establish physical-layer secure wireline communications.

For concreteness, let us consider the metamaterial with hidden \mathcal{P} symmetry from Figure 1(c) that is connected to $m = 2$ asymptotic scattering channels. In a simple communication protocol leveraging the hidden \mathcal{P} symmetry, the sender (Alice) could encode the confidential data stream in an on-off-keying (OOK) manner by using a hidden- \mathcal{P} -symmetry-breaking tuning mechanism (e.g., a switch that alters the topology of the secondary meta-atoms – see Figure 2(b) and Supplementary Note IV), and the legitimate receiver (Bob) would decode the information by checking if he observes the same reflection coefficient on ports 1 and 2. This is a so-called backscatter-communication scheme because Alice modulates a wave generated by Bob; backscatter-communication schemes are increasingly popular in *wireless* communications [57–59] but in the present work we are concerned with a backscatter-communication scheme for *wireline* networks. We will further assume that the eavesdropper Eve cannot access the subdomain \mathcal{S} of the metamaterial, such that she can never check the parity therein. Moreover, Eve cannot make any invasive measurements by strongly coupling additional asymptotic scattering channels to the subdomain $\bar{\mathcal{S}}$ because the resulting perturbation of the metamaterial would destroy the hidden \mathcal{P} symmetry in the subdomain \mathcal{S} , such that Bob would immediately detect the presence of Eve. Hence, Eve can only non-invasively monitor the magnitudes of the fields transmitted from ports 1 and 2 to her port 3 that she can couple very weakly (non-invasively) to some part of the subdomain $\bar{\mathcal{S}}$. Whereas Bob can measure the complex-valued reflection coefficients S_{11} and S_{22} , Eve can only measure the magnitudes of the fields transmitted from Bob’s ports to hers, because she does not know what signal Bob uses to probe his reflection coefficients and she lacks synchronization with Bob’s source. Assuming Bob always uses the same probe signal, Eve’s measurements will be proportional to $|S_{31}|$ and $|S_{32}|$. Given the weak coupling of Eve’s port 3 to the metamaterial, besides being the only one who can check whether the metamaterial has a hidden \mathcal{P} symmetry, Bob will have a strong signal-to-noise ratio (SNR) advantage over Eve. However, we will focus on the former in the following by assuming very low noise levels for both Bob and Eve.

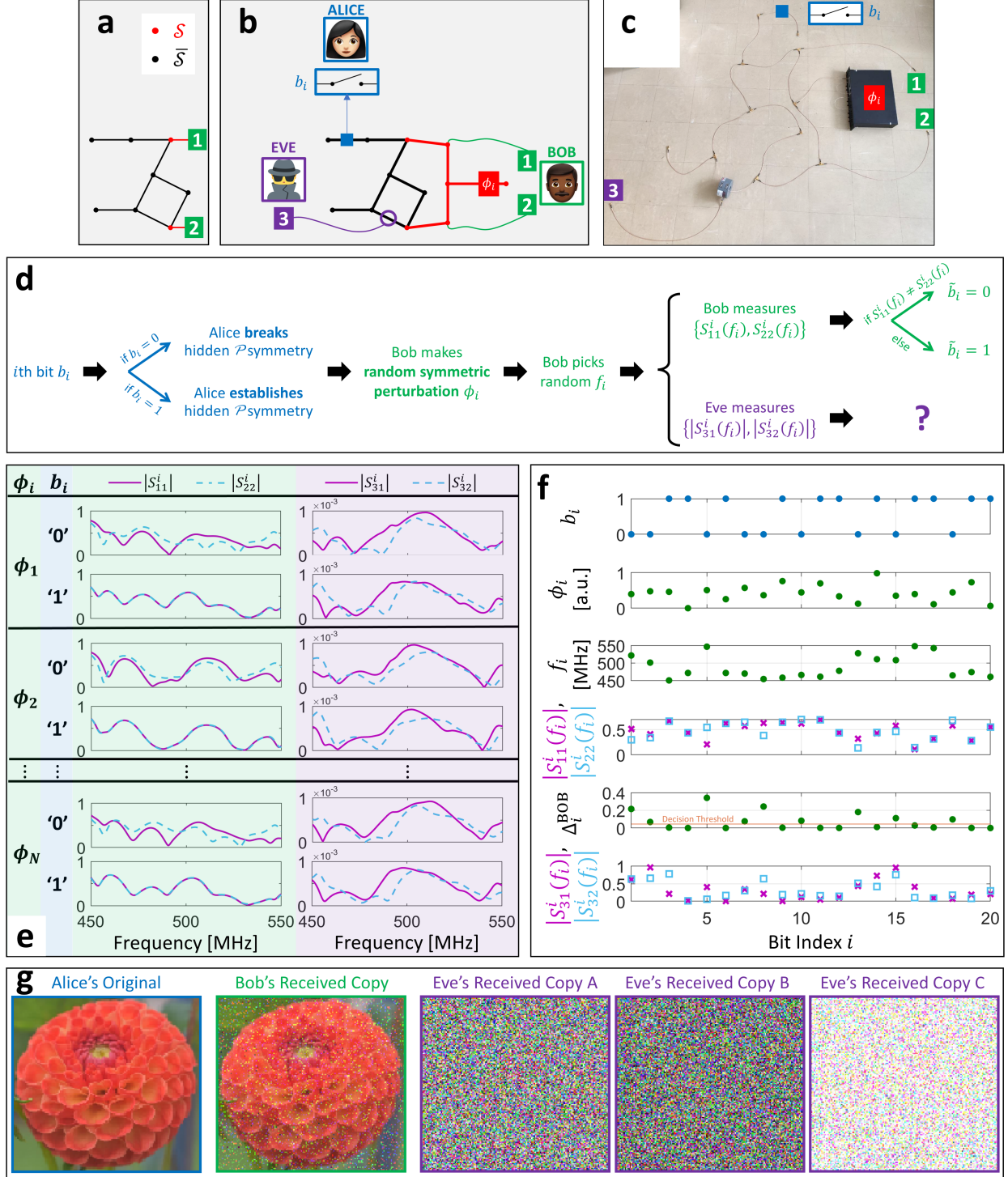


FIG. 2. **Physical-Layer Secure Communication Built Off Hidden \mathcal{P} Symmetry.** (a) Wireline network with hidden \mathcal{P} symmetry of its primary (red) meta-atoms. (b) Addition of hidden- \mathcal{P} -symmetry-preserving tuning mechanism (Bob's phase shifter ϕ_i) and hidden- \mathcal{P} -symmetry-breaking tuning mechanism (Alice's switch b_i) to the network from (a). In addition, Eve non-invasively wire-

FIG. 2. [CONTINUED] taps the network. (c) Photographic image of the setup described in (b). (d) Physical-layer secure communications protocol. (e) Measured reflection (Bob) and transmission (Eve) magnitude spectra for different settings of the tuning mechanisms ϕ_i and b_i . (f) Example of Alice’s bit stream b_i , Bob’s choices of ϕ_i and f_i , Bob’s measurements of $S_{11}^i(f_i)$ and $S_{22}^i(f_i)$ (only magnitude is shown), the difference Δ_i^{BOB} between Bob’s measurements to decide if there is a hidden \mathcal{P} symmetry, and Eve’s measurements (proportional to) $|S_{31}^i(f_i)|$ and $|S_{32}^i(f_i)|$. (g) Secure transfer of a photographic image of a *Dahlia ‘Bantling’* flower taken in Rennes, France. Eve cannot decode the image using Bob’s decoder (A), a K-means algorithm (B), or an autoencoder algorithm (C).

Nonetheless, the scheme outlined so far is not yet secure. Eve is not given a chance to check if there is a hidden \mathcal{P} symmetry in the subdomain \mathcal{S} , but she can notice that her measurements only alternate between two possible pairs of spectra: $\{|S_{31}^{\mathcal{P}}(f)|, |S_{32}^{\mathcal{P}}(f)|\}$ and $\{|S_{31}^{\bar{\mathcal{P}}}(f)|, |S_{32}^{\bar{\mathcal{P}}}(f)|\}$ (up to a proportionality constant depending on Bob’s probe signal). With sufficient dynamic range, Eve could easily distinguish these two cases and decode the OOK of Alice’s confidential message. To close this loophole, Bob can deploy a hidden- \mathcal{P} -symmetry-preserving tuning mechanism. While the setting of the latter will not affect the presence or absence of the hidden \mathcal{P} symmetry in the subdomain \mathcal{S} , it will confuse Eve. Specifically, Eve will be confronted with a new pair of transmission spectra for every symbol and can no longer decode the OOK because she cannot distinguish whether a change in her pair of measured transmission spectra originates from Alice’s hidden- \mathcal{P} -breaking tuning that encodes the confidential information or Bob’s hidden- \mathcal{P} -preserving tuning that merely serves to confuse Eve. To implement a hidden- \mathcal{P} -preserving tuning mechanism, Bob can simply connect a programmable phase shifter symmetrically to ports 1 and 2, as shown in Figure 2(b).

The final secure communication protocol is summarized in Figure 2(d). Example measurements of Bob’s reflection spectra and Eve’s transmission spectra for different settings of Alice’s hidden- \mathcal{P} -breaking tuning mechanism (denoted by b_i because it encodes the confidential data steam) and Bob’s hidden- \mathcal{P} -preserving tuning mechanism (denoted by ϕ_i) are shown in Figure 2(e). The presence or absence of hidden \mathcal{P} symmetry is directly obvious on Bob’s data, irrespective of ϕ_i . In contrast, Eve’s data slightly varies with both b_i and

ϕ_i . We further illustrate this in Figure 2(f) for an example bit stream. For each symbol, Bob randomly picks a value for ϕ_i as well as the frequency f_i at which he probes his two reflection coefficients. By comparing $\Delta_i^{\text{BOB}} = |S_{11}^i(f_i) - S_{22}^i(f_i)|$ to a decision threshold, Bob easily decodes Alice’s message. In contrast, Eve’s measured data has no apparent relation to Alice’s message. Even if Eve knows the principle of this physical-layer secure communication scheme and tries to transpose Bob’s decoding scheme to her own data, she cannot decode Alice’s message because the magnitudes of the fields transmitted from ports 1 and 2 to port 3 are in general *not* equal even if there is a hidden \mathcal{P} symmetry in \mathcal{S} . Eve could also attempt to use other decoders like a K-means or autoencoder clustering algorithm to somehow group her received data into “0” and “1” symbols (see Supplementary Note VI for details). However, as we illustrate for the transfer of an image in Figure 2(d), none of these techniques is successful. Meanwhile, Bob receives an almost flawless copy of the Alice’s original image. The few imperfections arise when Bob chooses a frequency f_i for which the difference between two reflection coefficients is accidentally small (below the decision threshold) in the case of no hidden \mathcal{P} symmetry. The bit error rate (BER) is 0.0284.

The presented scheme can be altered to accommodate different prioritizations of relevant metrics like security, modulation rate, and BER. For instance, by increasing the number of utilized frequencies per symbol, the BER can be reduced at the cost of a lower modulation rate. A theoretical upper bound on the modulation rate is imposed by the decay constant of Bob’s reflection coefficient because inter-symbol interference can severely deteriorate the BER if the modulation rate is too high. Based on the time-domain reflection coefficients of Bob’s ports, we estimated the decay constant of the channel in our metamaterial to be $\tau = 28.6$ ns (corresponding to a composite quality factor of $Q = 89.9$ for our metamaterial). Therefore, on-off-keying with modulation rates up to 35 MHz should be possible without significant inter-symbol interference in our experiment. In practice, the modulation rate in backscatter schemes is often limited by the rates at which the switch can be operated [59].

The complexity and size of the metamaterial with hidden \mathcal{P} symmetry, as well as the number of legitimate receivers, can be scaled up by suitably combining metamaterials with hidden \mathcal{P} symmetry [60]. Ultimately, the physical-layer security originates from an advantage (built upon the hidden \mathcal{P} symmetry) for the legitimate receiver over the eavesdropper [61–64]. Unlike Ref. [21], in which Alice required a multitude of programmable meta-atoms to achieve wireless physical-layer secure communication based on imposing (or not) a perfect-

absorption condition on Bob’s port, in the present work Alice only requires a single hidden- \mathcal{P} -symmetry breaking tuning knob thanks to the broadband nature of the hidden \mathcal{P} symmetry.

IV. REFLECTIONLESS EXCEPTIONAL POINTS WITHOUT MIRROR SYMMETRY

Let us now consider the approximation of negligible absorption in the tunable scattering system with hidden \mathcal{P} symmetry from the previous section. Then, the system also has a hidden \mathcal{PT} symmetry, enabling the *covert* implementation of the \mathcal{PT} -symmetry-based wave control discussed in the introduction. In this section, we demonstrate such use of a hidden \mathcal{PT} symmetry in combination with a hidden- \mathcal{PT} -symmetry-preserving tuning mechanism to implement *reverse-engineering-resilient* access to reflectionless EPs, as well as quasi bound states in the continuum. As we explain below, the measurable absorption in our experimental system breaks exact \mathcal{PT} symmetry such that we can only observe these features approximately, but future implementations of our work with standard complementary metal–oxide–semiconductor (CMOS) technology can readily compensate the attenuation with suitable gain mechanisms [65]. Alternatively, complex-frequency excitations can provide “virtual” gain in a passive system like ours [66].

Our starting point is the setup with hidden symmetry from Figure 2(c) and its symmetry-preserving tuning (we do not need the symmetry-breaking tuning nor the non-invasive third port in this section). Since the computer-controlled phase shifter in Figure 2(c) strongly attenuates the waves, we replace it with a manual mechanical phase shifter in this section whose attenuation is comparable to that of the coaxial cables. We now continuously tune the perturbation strength and measure the corresponding S_{11} spectrum for each perturbation strength, yielding the perturbation-frequency map displayed in Figure 3(a). Despite the limited range of experimentally accessible perturbation strengths, it is apparent that, as expected, the observed patterns in Figure 3(a) repeat as the frequency increases. For instance, the pattern from the frequency interval around 980 MHz highlighted by red bars that we will focus on in the following is seen again in the vicinity of 1320 MHz. The selected interval displays two instances in which two troughs of the $|S_{11}|$ map cross at specific values of perturbation strength, hinting at the (approximate) existence of reflectionless EPs.

To confirm the existence of reflectionless EPs, we extract the location of poles and zeros

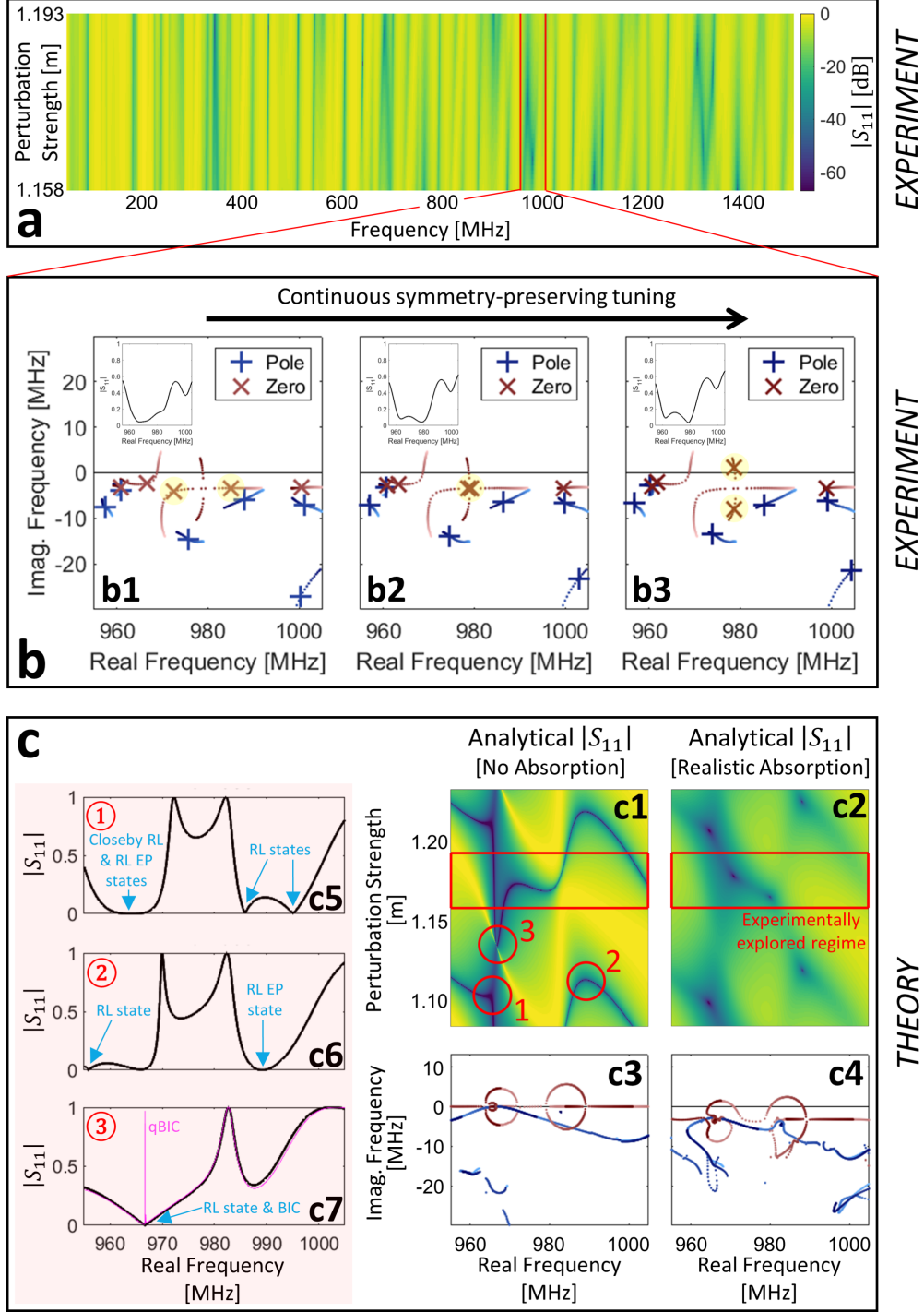


FIG. 3. **Reflectionless Exceptional Points without Mirror Symmetry.** (a) Experimentally measured perturbation-frequency map of $|S_{11}|$. The setup is that from Figure 2(c) except that a manual rather than a computer-programmable phase shifter is used because of its lower attenuation, and there is no non-invasive third port. (b) For three selected perturbation strengths and the frequency interval highlighted by red bars in (a), the location of poles (+, blue) and zeros (x, red)

FIG. 3. [CONTINUED] of S_{11} are shown in the complex frequency plane. The two zeros of interest are highlighted in yellow. The poles' and zeros' trajectories upon continuous tuning are dotted and the color coding indicates the perturbation strength (light=low, dark=high). \mathcal{PT} symmetry would constrain the zeros to move along the real frequency axis upon tuning until they meet (giving rise to a reflectionless EP) and subsequently become a complex-conjugate pair of zeros. In our displayed experimental observation of these three cases, everything is shifted down in the complex frequency plane due to the finite amount of absorption. (c) Analytical calculations of the perturbation-frequency map of $|S_{11}|$ over a wider range of perturbation strengths for the same setup without (c1) and with realistic (c2) absorption. The corresponding motion of poles and zeros is shown in (c3) and (c4) using the same color codes as in (b). For three selected perturbation strengths of particular interest, the corresponding $|S_{11}|$ spectra for the case without absorption are shown in (c5,c6,c7), featuring various reflectionless (RL) states and RL EP states. Moreover, in (c7) the system features a bound state in the continuum (BIC) which does not have any scattering signature; hence, the spectrum is also plotted for a slightly different perturbation strength, clearly showing the corresponding quasi-BIC (qBIC).

of S_{11} in the complex frequency plane. Poles and zeros correspond, respectively, to solutions of the wave equation with purely outgoing and incoming boundary conditions for the channel of interest (and purely outgoing boundary conditions for the remaining other channel). Following standard practice in electronics and system control, we factorize our continuous-time transfer function S_{11} in order to cast it as the ratio of two polynomials of the complex frequency variable [67]. While this pole-zero factorization yields accurate results for our continuous-time analysis, it remains an approximation and for other wave engineering problems, in particular optical scattering problems, oftentimes more general formulations are needed to accurately describe the considered systems [48, 68–70].

In passive systems without gain, poles are constrained to the lower half plane; the locations of zeros have no such constraint, and when a zero lies on the real frequency axis, reflectionless steady-state excitation of the system is possible at the corresponding real frequency. Under exact \mathcal{PT} symmetry, the zeros of S_{11} would be constrained to always lie on the real frequency axis, unless upon \mathcal{PT} -symmetry-preserving tuning a pair of zeros met on the real frequency axis (forming a reflectionless EP) and upon further tuning left the real

frequency axis as complex-conjugate pair [20, 30]. Although absorption breaks exact \mathcal{PT} symmetry in our experiment, the level of absorption is sufficiently small such that the results from the case with exact \mathcal{PT} symmetry can still be approximately observed. In Figure 3(b1), we observe that the zeros of interest (highlighted in yellow) occur at complex frequencies with a negative imaginary part, i.e., they are firmly (but not strictly) constrained to moving along a horizontal line below the real frequency axis. Upon symmetry-preserving tuning, the two zeros almost meet on this horizontal line in Figure 3(b2). However, since they are not strictly confined to this line, they avoid crossing (see also Remark 3 in Supplementary Note I), and subsequently move (almost) vertically away from the line in opposite directions, eventually becoming an almost conjugate pair in Figure 3(b3). In the limit of zero absorption, the avoided crossing becomes the reflectionless EP described above and happens on the real frequency axis, making it accessible under steady-state excitation. Using the hidden \mathcal{PT} symmetry, it is hence possible to conceive wave devices with functionalities such as broadened near-reflectionless excitation and higher-order signal differentiation without apparent mirror symmetry, endowing such wave devices with resilience against reverse-engineering threats.

Since we study a complex scattering system, as opposed to a simple Fabry-Perot-like system, other scattering singularities (zeros and poles) are present in the vicinity of our zeros of interest, as clearly seen in Figure 3(b). Since our zeros of interest are not strictly constrained to the horizontal line below the real frequency axis, interactions with other scattering singularities can slightly displace them from said horizontal line. Moreover, the lineshape of $|S_{11}|$ cannot be clearly analyzed due to the influence of other scattering singularities in close proximity, as seen in the insets in Figure 3(b). Given the finite amount of absorption, the lowest reflection is observed in the so-called \mathcal{PT} -broken phase when the upper zero crosses the real frequency axis. Incidentally, this presence of a zero in the upper plane, resulting in a so-called discontinuity branch bridging the zero and a pole across the real frequency axis, has recently been shown to shed new light on the design of Huygens metasurfaces [71].

To further explore the implemented covert hidden- \mathcal{PT} -symmetry-based scattering control, we now analytically calculate based on Eqs. (1,2) the spectra of S_{11} for a wider range of perturbation strengths, once for the case with exact \mathcal{PT} symmetry (no absorption, Figure 3(c1)) and once with the frequency-dependent absorption extracted from our experiments (Figure 3(c2)). The analytically obtained perturbation-frequency map with

absorption nicely matches the experimental one, as does the behavior of the two zeros of interest in Figure 3(b). Some other singularities, especially those further away from the real frequency axis that have little impact on the scattering response, differ because their extraction is sensitive to noise and experimental uncertainties. We observe, as expected, that the perturbation-frequency maps repeat not only along the frequency axis but are also periodic along the perturbation strength axis. Multiple reflectionless EPs are apparent in Figure 3(c1) and the corresponding singularity plot in Figure 3(c3): one is seen to occur within the experimentally explored regime highlighted by the red box, as observed in Figure 3(a,b), and three additional ones are highlighted by red circles. Of these, the one indexed ② is another “regular” reflectionless EP and displays the expected quadratic U-shaped $|S_{11}|$ dip on the real frequency axis in Figure 3(c6). This is exactly the transfer function that is needed to implement second-order differentiation of a time-domain signal whereas the V-shaped dips also seen in Figure 3(c) (corresponding to a single real-valued zero) enable first-order temporal differentiation [7, 30]. In contrast, the reflectionless EP indexed ① occurs in close proximity to another reflectionless state, giving rise to an unusually wide reflection dip in Figure 3(c5).

The most interesting case, however, is that indexed ③. Here, two zeros and a pole meet at the same location on the real frequency axis. Recall that poles are not allowed on or above the real frequency axis in passive system – unless they are part of a bound state in the continuum (BIC) [40]. BICs, also known as trapped modes, contain neither incoming nor outgoing radiation and exist when a zero and a pole coincide on the real frequency axis, implying that their topological charges annihilate [20, 72]. Indeed, the $|S_{11}|$ spectrum in Figure 3(c7) displays a V-shaped dip typical for a single real-valued zero because BICs cannot be seen in scattering spectra as they do not couple to the asymptotic scattering channels. However, upon a slight perturbation, the scattering spectrum will feature an ultrathin peak, as seen on the purple $|S_{11}|$ spectrum in Figure 3(c7). The sharp peak of a qBIC, mainly studied in the context of flat-optics metasurfaces to date [73], has enticing potential applications ranging from sensing to signal filtering. The presence of a BIC in our system with *hidden* mirror symmetry comes as no surprise since mirror-symmetric systems are known to feature BICs [25, 74]. Our covert hidden- \mathcal{PT} -symmetry-based scattering control enables the conception of devices featuring qBICs without apparent symmetry, yielding resilience to reverse engineering threats.

V. META-ATOMS WITH NON-RECIPROCAL INTERACTIONS

Before closing, we ask in this section whether the covert scattering control demonstrated in the previous sections is limited to metamaterials in which the direct interactions between meta-atoms are reciprocal. The inclusion of nonreciprocal interactions between meta-atoms, e.g., due to isolators or circulators, is common in radiofrequency and nanophotonic networks, for instance, to prevent reflected-power echoes. Quantum graphs involving circulators have also been explored to conceive topology-protected wave devices [39] and as experimental platforms to study the statistical properties of certain classes of quantum chaos [75–80]; moreover, Ref. [81] showed that a quantum graph including a circulator can be tuned to have a real-valued zero. However, existing theoretical works on wave scattering control regarding hidden symmetries or regarding reflectionless EPs do not cover the case of non-reciprocal interactions between meta-atoms. In this section, by providing an example of a cable-network metamaterial with hidden \mathcal{P} symmetry despite the inclusion of circulators, we demonstrate that our previous results are *not* limited to purely reciprocal constituents in the metamaterial. We furthermore analyze an example of a non-reciprocal cable-network metamaterial (without hidden \mathcal{P} symmetry) that is both equi-reflectional and \mathcal{PT} symmetric.

If the magnetic vector potential $A_{i,j} = -A_{j,i}$ acting on the bond (interaction) between two meta-atoms indexed i and j is non-zero, the phase of the transmission across this bond will be direction-dependent and hence non-reciprocal – see Eq. (2). Conventional microwave circulators like the ones we use below isolate certain ports from others by creating destructive interferences based on this principle. In the analytical framework, a circulator is consequently treated as three auxiliary meta-atoms with non-reciprocal interactions, as detailed in Supplementary Note VIII. Such circulators cannot display an “ideal behavior” over an extended frequency range, as we discuss in more detail in Supplementary Note VIII. Specifically, they will feature an imperfect isolation and a non-zero delay.

The metamaterials explored in previous sections were all naturally reciprocal (regarding their transmission spectra) since they contained nothing that could break reciprocity. If, however, the metamaterial contains circulators, its scattering matrix is neither guaranteed to be reciprocal nor is it guaranteed to be non-reciprocal. Both options are in principle conceivable for two-port cable-network metamaterials including circulators that feature the

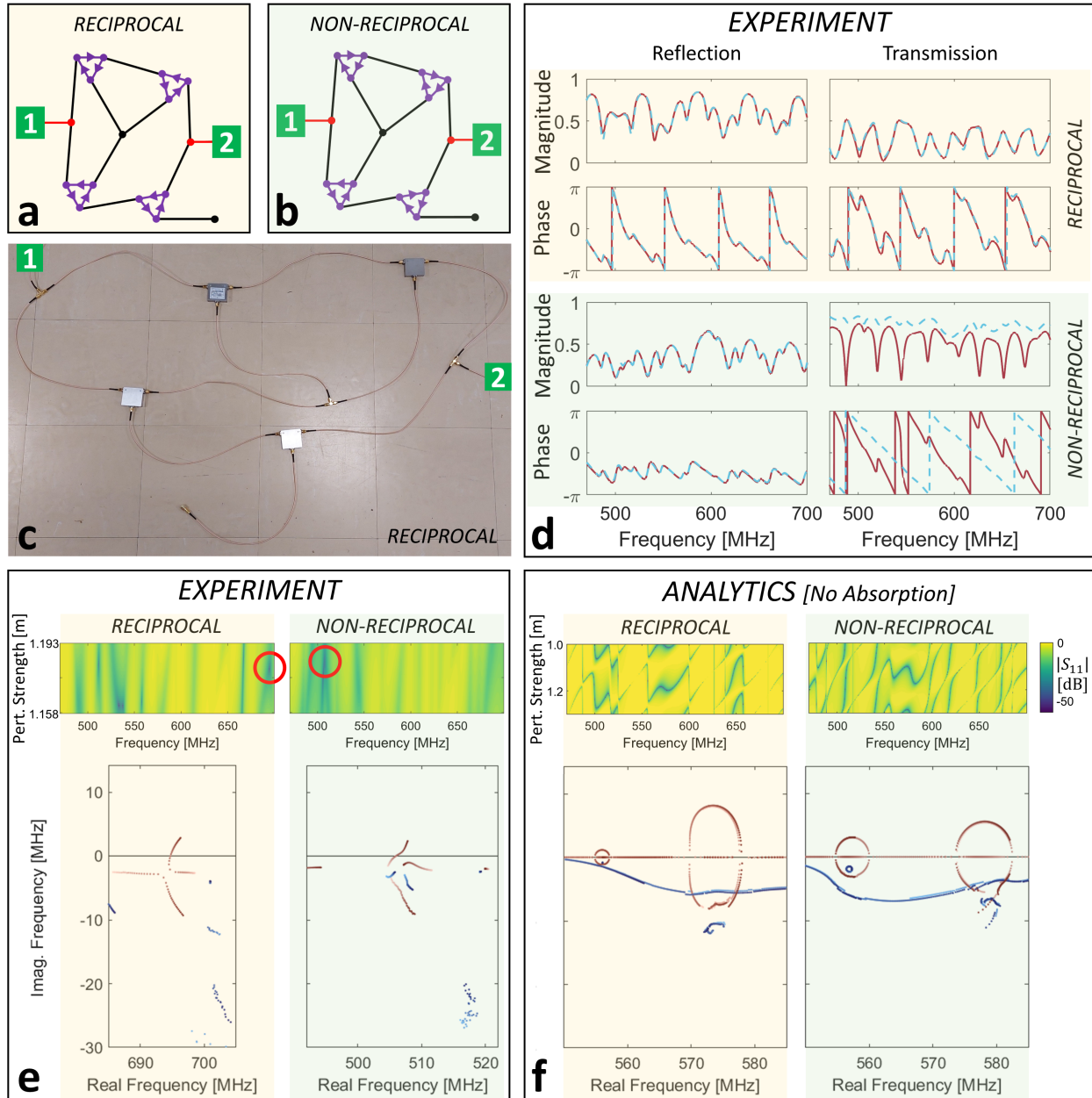


FIG. 4. **Equi-Reflectionality and Reflectionless Exceptional Points in Metamaterials with Non-Reciprocal Components.** (a,b) Topology of equi-reflectional *reciprocal* (a) and *non-reciprocal* cable-network metamaterials involving circulators. (c) Photographic image of the experimental implementation of the metamaterial from (a). (d) Scattering measurements of the two metamaterials from (a,b). The overlaid scattering coefficients visualize equi-reflectionality and (non-)reciprocity. (e) Experimental observation of reflectionless EPs in the reciprocal and non-reciprocal metamaterials involving circulators. (f) Analytical scattering calculations (zero absorption) for the two metamaterials involving circulator-like devices (not expected to match the experimental circulators' unknown parameters). Multiple reflectionless EPs are seen in each case.

equi-reflection property:

1) *Reciprocal* ($S_{21} = S_{12}$). If the metamaterial is reciprocal despite the inclusion of circulators, there is no way to determine from outside the system that the system includes non-reciprocal components. Specifically, the system’s scattering properties can be fully captured by a reduced-basis representation without any non-reciprocal components. Consequently, the system must behave exactly like the metamaterials without circulators studied in the previous sections, enabling in particular covert access to reflectionless EPs via continuous tuning of a single symmetry-preserving parameter (in the case of zero absorption).

2) *Non-Reciprocal* ($S_{21} \neq S_{12}$). If the metamaterial is non-reciprocal, it cannot have \mathcal{P} symmetry in the reduced basis. However, \mathcal{P} symmetry is not a necessary condition for equi-reflectionality, as we will discuss below, so that non-reciprocity of the transmission does not exclude the possibility of equi-reflectionality. Moreover, assuming zero absorption and the absence of gain mechanisms, the lack of \mathcal{P} symmetry does not exclude the possibility of a \mathcal{PT} symmetry that would enable the covert access to reflectionless EPs. Note that under the assumption of zero absorption, the non-reciprocity of a two-channel scattering matrix can only be phase-wise [82].

A brute-force search of two-port cable-network metamaterials involving circulators that are equi-reflectional irrespective of the amount of isolation and the propagation delay between circulator ports (but assuming isolation and delay do not differ between different pairs of circulator ports, and that all circulators are identical) yielded the two structures shown in Figure 4(a,b). Strikingly, they only differ in the orientation of two circulators, and one of these two metamaterials is reciprocal whereas the other one is non-reciprocal. The existence of these examples proves that both possible above-described classes of metamaterials involving circulators that feature hidden equi-reflectionality hence exist. Our experimental measurements shown in Figure 4(d) validate this fact. The transmissions in the non-reciprocal case are seen to differ in terms of phase and magnitude which is allowed in our system given its finite amount of absorption. In fact, we have observed that the transmission time delay in one direction is on average roughly twice the transmission time delay in the other direction, so that the larger dwell time and hence exposure to inevitable absorption plausibly explains why the transmission amplitude is much lower in the former case. We detail in Supplementary Note V.G the limited isolation and finite propagation delay of the circulators used in our experiments.

The non-reciprocal case evidences that for 2-port systems the broadband equi-reflection property is in fact possible without any apparent or hidden \mathcal{P} symmetry. The inverse of any 2×2 matrix with equal diagonal entries will also have equal diagonal entries. Hence, if the reduced-basis matrix $\tilde{\mathbf{H}} = \tilde{\mathbf{A}}_0 - \mathbf{\Delta}_{SS}$ has equal diagonal entries ($\tilde{H}_{1,1} = \tilde{H}_{2,2}$), and each of the two asymptotic scattering channels is coupled to one of the primary meta-atoms, then it follows that $S_{1,1} = S_{2,2}$, irrespective of the off-diagonal entries of $\tilde{\mathbf{H}}$. This is precisely the case for the example from Figure 4(b). Note that the independence of the diagonal entries of \mathbf{S} from the off-diagonal entries of $\tilde{\mathbf{H}}$ seen here is special to the case of $m = 2$ primary meta-atoms, and not in general valid for $m > 2$. Moreover, based on analytical scattering calculations, we have confirmed that there is nonetheless a hidden \mathcal{PT} symmetry at all frequencies in $\tilde{\mathbf{H}}$. Note that \mathcal{PT} symmetry alone is in general not associated with equi-reflectionality.

Since both the reciprocal and the non-reciprocal case feature a hidden \mathcal{PT} symmetry (under the assumption of no absorption), we expect to be able to observe reflectionless EPs in both cases upon symmetry-preserving tuning. Reflectionless EPs have not been previously studied in either class of such scattering systems involving non-reciprocal interactions between some of its constituent meta-atoms, irrespective of whether the \mathcal{PT} symmetry is apparent or hidden. Using the same symmetry-preserving tuning mechanism as in Figure 3, we show in Figure 4(f) that indeed we observe reflectionless EPs in both cases in analytical scattering calculations assuming a plausible circulator-like device (see Supplementary Note VIII) and no absorption. (Our analytical scattering calculations cannot directly match our experiments here because of the unknown circulator parameters.) In our experiments displayed in Figure 4(e), we also approximately observe the reflectionless EPs, within the same limitations due to non-zero absorption as in the previous section. In the case of the non-reciprocal metamaterial, the presence of two poles and the arrival of a third zero in the vicinity of the meeting point of the two zeros of interest somewhat distorts their encounter from the usual pattern (which is possible since they are not firmly constrained to a horizontal line due to the non-zero absorption), but the approximate property of the two zeros taking off from a horizontal line in opposite vertical directions after their encounter is still apparent.

Finally, we mention a peculiarity that we observe in our analytical scattering calculations for the non-reciprocal equi-reflective metamaterial (see Supplementary Note IX for details).

Under the assumption of ideal broadband circulators, which seems to describe an unrealistic physical system (see Supplementary Note VIII), the specific symmetry-preserving tuning mechanism used throughout this paper appears to never yield a reflectionless EP because of an apparent repulsion between zeros. This qualitatively new behavior is intriguing but presumably not relevant to the experimental reality.

VI. CONCLUSION

To summarize, we have shown that wave devices and systems whose functionality is based on a combination of \mathcal{P} or \mathcal{PT} symmetry with tunability can be implemented without apparent symmetry, making them resilient against reverse-engineering threats. The key conceptual insight underlying this covert wave scattering control is that ultimately the (local and non-local) coupling between the primary meta-atoms (those meta-atoms that are directly coupled to asymptotic scattering channels) matters; a \mathcal{P} symmetry in the reduced basis of primary meta-atoms can be absent in the canonical basis (and hence hidden from sight) through a suitably chosen topology of non-local interactions between the primary meta-atoms mediated by the secondary meta-atoms. We have applied this covert scattering control in microwave experiments with cable-network metamaterials to demonstrate a scheme for physical-layer secure communications as well as the conception of reverse-engineering-resilient wave devices featuring reflectionless exceptional points and quasi bound states in the continuum. Moreover, we discovered that metamaterials with hidden symmetries can also include non-reciprocal components like circulators and, for the first time, we observed reflectionless exceptional points in a non-reciprocal system.

Looking forward, given the generality of the underlying wave concepts, our work can be transposed to different wave platforms spanning from acoustics and mechanics, via photonics and electronics, all the way to quantum mechanics. Of particular interest are technologically relevant fully integrated electronic systems whose ability to compensate the inevitable absorption has already been demonstrated. Moreover, wavefront shaping can yield new degrees of control over the coupling of the asymptotic scattering channels (such as orbital angular momentum waves in free space) to the primary meta-atoms in (nano)photonic systems.

ACKNOWLEDGMENTS

M.R. and P.d.H. acknowledge stimulating discussions with V. Pagneux. P.d.H. furthermore acknowledges stimulating discussions with P. Genevet and A. D. Stone.

P.d.H. acknowledges funding from the CNRS prématuration program (project “MetaFilt”), the ANR PRCI program (project ANR-22-CE93-0010-01), the European Union’s European Regional Development Fund, and the French region of Brittany and Rennes Métropole through the contrats de plan État-Région program (project “SOPHIE/STIC & Ondes”).

CONFLICT OF INTEREST

The authors declare no conflict of interest.

AUTHOR CONTRIBUTIONS

P.d.H. conceived the project. P.d.H. developed the generalized theory of scattering systems with hidden symmetries and conducted the analytical scattering calculations. J.S. and P.d.H. conducted the experiments. M.R. conducted the search of topologies of cable-network metamaterials involving circulators that feature the equi-reflection property in Sec. V. P.d.H. performed the data analysis and wrote the manuscript. All authors contributed with thorough discussions.

-
- [1] K. Shastri, F. Monticone, *Nat. Photonics* **2023**, *17* 36.
 - [2] F. Lemoult, N. Kaina, M. Fink, G. Lerosey, *Nat. Phys.* **2013**, *9*, 1 55.
 - [3] Y. Chen, M. Kadic, M. Wegener, *Nat. Commun.* **2021**, *12*, 1 3278.
 - [4] Y. Chen, M. A. Abouelatta, K. Wang, M. Kadic, M. Wegener, *Adv. Mater.* **2023**, *35* 2209988.
 - [5] A. Silva, F. Monticone, G. Castaldi, V. Galdi, A. Alù, N. Engheta, *Science* **2014**, *343*, 6167 160.
 - [6] H. Kwon, D. Sounas, A. Cordaro, A. Polman, A. Alù, *Phys. Rev. Lett.* **2018**, *121*, 17 173004.
 - [7] J. Sol, D. R. Smith, P. del Hougne, *Nat. Commun.* **2022**, *13*, 1 1713.
 - [8] J. Sol, A. Alhulaymi, A. D. Stone, P. del Hougne, *Sci. Adv.* **2023**, *9*, 4 eadf0323.
 - [9] C. Guo, H. Wang, S. Fan, *Optica* **2020**, *7*, 9 1133.
 - [10] O. Reshef, M. P. DelMastro, K. K. Bearne, A. H. Alhulaymi, L. Giner, R. W. Boyd, J. S. Lundeen, *Nat. Commun.* **2021**, *12*, 1 3512.

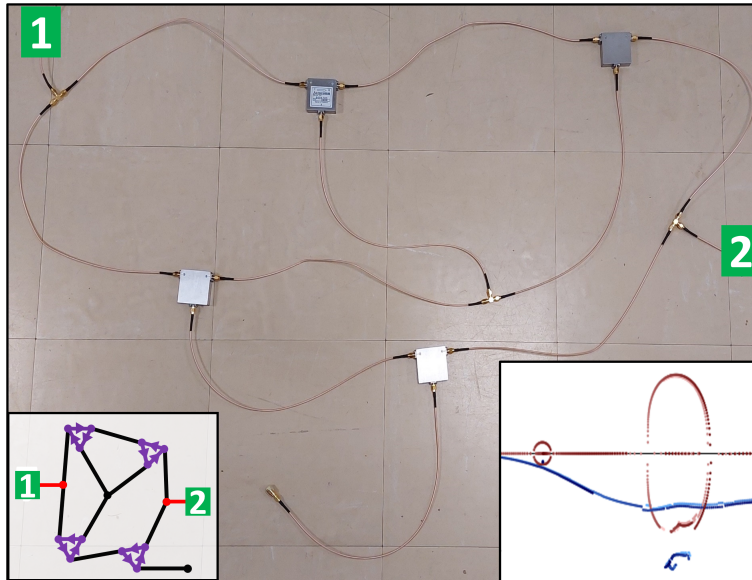
- [11] A. Chen, F. Monticone, *ACS Photonics* **2021**, *8*, 5 1439.
- [12] S. M. Kamali, E. Arbabi, A. Arbabi, Y. Horie, M. Faraji-Dana, A. Faraon, *Phys. Rev. X* **2017**, *7*, 4 041056.
- [13] X. Zhang, Q. Li, F. Liu, M. Qiu, S. Sun, Q. He, L. Zhou, *Light Sci. Appl.* **2020**, *9*, 1 76.
- [14] A. C. Overvig, S. C. Malek, N. Yu, *Phys. Rev. Lett.* **2020**, *125*, 1 017402.
- [15] M. Bayer, O. Stern, P. Hawrylak, S. Fafard, A. Forchel, *Nature* **2000**, *405*, 6789 923.
- [16] J.-M. Hou, *Phys. Rev. Lett.* **2013**, *111*, 13 130403.
- [17] N. Bultinck, E. Khalaf, S. Liu, S. Chatterjee, A. Vishwanath, M. P. Zaletel, *Phys. Rev. X* **2020**, *10*, 3 031034.
- [18] M. Röntgen, M. Pyzh, C. Morfonios, N. Palaiodimopoulos, F. Diakonov, P. Schmelcher, *Phys. Rev. Lett.* **2021**, *126*, 18 180601.
- [19] N. V. Tepliakov, J. Lischner, E. Kaxiras, A. A. Mostofi, M. Pizzochero, *Phys. Rev. Lett.* **2023**, *130*, 2 026401.
- [20] W. R. Sweeney, C. W. Hsu, A. D. Stone, *Phys. Rev. A* **2020**, *102*, 6 063511.
- [21] M. F. Imani, D. R. Smith, P. del Hougne, *Adv. Funct. Mater.* **2020**, *30*, 52 2005310.
- [22] A. A. Gorbatsевич, N. M. Shubin, *JETP Lett.* **2016**, *103* 769.
- [23] A. Gorbatsевич, N. Shubin, *Ann. Phys.* **2017**, *376* 353.
- [24] A. D. Stone, W. R. Sweeney, C. W. Hsu, K. Wisal, Z. Wang, *Nanophotonics* **2020**, *10*, 1 343.
- [25] A.-S. B.-B. Dhia, L. Chesnel, V. Pagneux, *Proc. R. Soc. A* **2018**, *474*, 2213 20180050.
- [26] V. Achilleos, G. Theocharis, O. Richoux, V. Pagneux, *Phys. Rev. B* **2017**, *95*, 14 144303.
- [27] A. Gorbatsевич, N. Shubin, *Phys. Rev. B* **2017**, *96*, 20 205441.
- [28] W. R. Sweeney, C. W. Hsu, S. Rotter, A. D. Stone, *Phys. Rev. Lett.* **2019**, *122*, 9 093901.
- [29] C. Wang, W. R. Sweeney, A. D. Stone, L. Yang, *Science* **2021**, *373*, 6560 1261.
- [30] C. Ferise, P. del Hougne, S. Félix, V. Pagneux, M. Davy, *Phys. Rev. Lett.* **2022**, *128*, 20 203904.
- [31] M. Röntgen, C. V. Morfonios, P. Schmelcher, V. Pagneux, *Phys. Rev. Lett.* **2023**, *130*, 7 077201.
- [32] M. Röntgen, O. Richoux, G. Theocharis, C. V. Morfonios, P. Schmelcher, P. del Hougne, V. Achilleos, *arXiv:2305.02786* **2023**.
- [33] T. Kottos, U. Smilansky, *Phys. Rev. Lett.* **1997**, *79*, 24 4794.
- [34] T. Kottos, U. Smilansky, *J. Phys. A* **2003**, *36*, 12 3501.

- [35] O. Hul, S. Bauch, P. Pakoński, N. Savytsky, K. Życzkowski, L. Sirko, *Phys. Rev. E* **2004**, *69*, 5 056205.
- [36] M. Gaio, D. Saxena, J. Bertolotti, D. Pisignano, A. Camposeo, R. Sapienza, *Nat. Commun.* **2019**, *10*, 1 226.
- [37] Q. Guo, T. Jiang, R.-Y. Zhang, L. Zhang, Z.-Q. Zhang, B. Yang, S. Zhang, C. T. Chan, *Nature* **2021**, *594*, 7862 195.
- [38] Z.-G. Chen, R.-Y. Zhang, C. T. Chan, G. Ma, *Nat. Phys.* **2022**, *18*, 2 179.
- [39] Z. Zhang, P. Delplace, R. Fleury, *Nature* **2021**, *598*, 7880 293.
- [40] C. W. Hsu, B. Zhen, A. D. Stone, J. D. Joannopoulos, M. Soljačić, *Nat. Rev. Mater.* **2016**, *1*, 9 1.
- [41] P. De Vries, D. V. Van Coevorden, A. Lagendijk, *Rev. Mod. Phys.* **1998**, *70*, 2 447.
- [42] W. Suh, Z. Wang, S. Fan, *IEEE J. Quantum Electron.* **2004**, *40*, 10 1511.
- [43] C. W. Beenakker, *Rev. Mod. Phys.* **1997**, *69*, 3 731.
- [44] U. Fano, *Phys. Rev.* **1961**, *124*, 6 1866.
- [45] C. Viviescas, G. Hackenbroich, *Phys. Rev. A* **2003**, *67*, 1 013805.
- [46] S. Rotter, S. Gigan, *Rev. Mod. Phys.* **2017**, *89*, 1 015005.
- [47] C. Mahaux, H. A. Weidenmüller, *Shell-model approach to nuclear reactions*, North-Holland, Amsterdam, **1969**.
- [48] H. Zhang, O. D. Miller, *arXiv:2010.08650* **2020**.
- [49] C. Texier, G. Montambaux, *J. Phys. A* **2001**, *34*, 47 10307.
- [50] P. Kuchment, *Waves Random Media* **2003**, *14*, 1 S107.
- [51] S. Scali, J. Anders, S. A. Horsley, *J. Phys. A* **2023**, *56* 275201.
- [52] A. Rabault, L. Le Magoarou, J. Sol, G. C. Alexandropoulos, N. Shlezinger, H. V. Poor, P. del Hougne, *arXiv:2302.04993* **2023**.
- [53] S. Longhi, *Phys. Rev. A* **2016**, *93*, 2 022102.
- [54] L. Bunimovich, B. Webb, *Springer Monogr. Math.* **2014**.
- [55] H. Prod'homme, P. del Hougne, *arXiv:2306.00244* **2023**.
- [56] J. Sol, H. Prod'homme, L. Le Magoarou, P. del Hougne, *arXiv:2308.02349* **2023**.
- [57] R. Weinstein, *IT Prof.* **2005**, *7*, 3 27.
- [58] V. Liu, A. Parks, V. Talla, S. Gollakota, D. Wetherall, J. R. Smith, *ACM SIGCOMM Comput. Commun. Rev.* **2013**, *43*, 4 39.

- [59] H. Zhao, Y. Shuang, M. Wei, T. J. Cui, P. del Hougne, L. Li, *Nat. Commun.* **2020**, *11*, 1 3926.
- [60] C. V. Morfonios, M. Pyzh, M. Röntgen, P. Schmelcher, *Linear Algebra Appl.* **2021**, *624* 53.
- [61] C. E. Shannon, *Bell Syst. Tech. J.* **1949**, *28*, 4 656.
- [62] A. D. Wyner, *Bell Syst. Tech. J.* **1975**, *54*, 8 1355.
- [63] S. Leung-Yan-Cheong, M. Hellman, *IEEE Trans. Inf. Theory* **1978**, *24*, 4 451.
- [64] H. V. Poor, R. F. Schaefer, *Proc. Nat. Acad. Sci.* **2017**, *114*, 1 19.
- [65] W. Cao, C. Wang, W. Chen, S. Hu, H. Wang, L. Yang, X. Zhang, *Nat. Nanotechnol.* **2022**, *17*, 3 262.
- [66] H. Li, A. Mekawy, A. Krasnok, A. Alù, *Phys. Rev. Lett.* **2020**, *124*, 19 193901.
- [67] C. Sanathanan, J. Koerner, *IEEE Trans. Automat.* **1963**, *8*, 1 56.
- [68] V. Grigoriev, A. Tahri, S. Varault, B. Rolly, B. Stout, J. Wenger, N. Bonod, *Phys. Rev. A* **2013**, *88*, 1 011803.
- [69] A. Krasnok, D. Baranov, H. Li, M.-A. Miri, F. Monticone, A. Alù, *Adv. Opt. Photonics* **2019**, *11*, 4 892.
- [70] I. B. Soltane, R. Colom, F. Dierick, B. Stout, N. Bonod, *arXiv:2302.01988* **2023**.
- [71] R. Colom, E. Mikheeva, K. Achouri, J. Zuniga-Perez, N. Bonod, O. J. F. Martin, S. Burger, P. Genevet, *Laser Photonics Rev.* *17*, 6 2200976.
- [72] Z. Sakotic, P. Stankovic, V. Bengin, A. Krasnok, A. Alù, N. Jankovic, *Laser Photonics Rev.* **2023**, *17*, 6 2200308.
- [73] K. Koshelev, S. Lepeshov, M. Liu, A. Bogdanov, Y. Kivshar, *Phys. Rev. Lett.* **2018**, *121*, 19 193903.
- [74] D. Evans, M. Levitin, D. Vassiliev, *J. Fluid Mech.* **1994**, *261* 21.
- [75] M. Ławniczak, S. Bauch, O. Hul, L. Sirko, *Phys. Rev. E* **2010**, *81*, 4 046204.
- [76] M. Białous, V. Yunko, S. Bauch, M. Ławniczak, B. Dietz, L. Sirko, *Phys. Rev. Lett.* **2016**, *117*, 14 144101.
- [77] A. Rehemangiang, M. Allgaier, C. Joyner, S. Müller, M. Sieber, U. Kuhl, H.-J. Stöckmann, *Phys. Rev. Lett.* **2016**, *117*, 6 064101.
- [78] M. Ławniczak, L. Sirko, *Sci. Rep.* **2019**, *9*, 1 5630.
- [79] L. Chen, S. M. Anlage, Y. V. Fyodorov, *Phys. Rev. E* **2021**, *103*, 5 L050203.

- [80] W. Zhang, X. Zhang, J. Che, J. Lu, M. Miski-Oglu, B. Dietz, *Phys. Rev. E* **2022**, *106*, 4 044209.
- [81] L. Chen, T. Kottos, S. M. Anlage, *Nat. Commun.* **2020**, *11*, 1 5826.
- [82] C. Caloz, A. Alu, S. Tretyakov, D. Sounas, K. Achouri, Z.-L. Deck-Léger, *Phys. Rev. Appl.* **2018**, *10*, 4 047001.

TABLE OF CONTENTS



Resilience of symmetry-based scattering control against reverse engineering is experimentally achieved in a programmable cable-network metamaterial with non-locally encoded hidden symmetry. An application to secure wired communications and the observation of exceptional points of \mathcal{PT} -symmetric reflectionless states are achieved in complex metamaterials without apparent symmetry, including cases with non-reciprocal interactions between meta-atoms.